



Agenda
Bay Saint Louis
City Council Meeting
1st Regular Meeting
August 6, 2019
5:30 p.m.

Call to Order

Invocation and Pledge

1. Guests

- A. Vanessa Mueller - Building Department vs. Historical Preservation Commission and conflicting requirements for building in Bay Saint Louis.

2. Planning and Zoning

- A. Motion to follow the Planning and Zoning Commission recommendation of approval for the applicants' request for a variance of 3' resulting in 5' setback to the side yard at 102 Felicity Street, parcel #149C-0-20-042.000. Recommend approval 6-0
- B. Motion to follow the Planning and Zoning Commission recommendation of approval for the applicant's request for a variance of 2' resulting in 6' to fence height regulations with the stipulation that there be a 3 ft setback to the front yard on Keller Street for the fence placement at 140 Blaize Avenue extending to Keller Street. Parcel #149M-2-30-009.000. Recommend approval 6-0
- C. Motion to follow the Planning and Zoning Commission recommendation of approval for the applicants' request for a Special Exception to allow existing structure to become an accessory dwelling and a variance of 13' resulting in 7' setback to the rear yard at 264 Washington Street, Parcel #149M-2-30-114.000. Recommend approval 6-0
- D. Motion to follow the Planning and Zoning Commission recommendation of approval for the applicant's request for a Subdivision Plat Approval and a variance of 1,158.63sf resulting in a total of 10,841.37sf to the lot area at 1305 Old Spanish Trail extending to 502 Sixth Street. Parcels #137P-1-35-034.000 and #137P-1-35-033.001. Recommend approval 6-0
- E. Motion to follow the Planning and Zoning Commission recommendation of approval for the applicant's request for a Special Exception to build an accessory dwelling and the following variances; 3' resulting in a 5' side yard setback, 15' resulting in a 5' rear yard setback and 1,200sf resulting in 13,800sf to the lot area at 300 North Second Street. Parcel #149F-0-29-165.000. Recommend approval 6-0
- F. Motion to follow the Planning and Zoning Commission recommendation of approval for the applicants' request for a Subdivision Plat Approval and the following variances; Parcel 1, 51.55' resulting in 48.45' to lot width, 6,913.57sf resulting in 5,086.43sf to lot area. The proposed residence will need 2' resulting in a 6' side yard setback. Parcel 2, 51.55' resulting in 48.45' to the lot width, 6,650.36sf resulting in 5,349.64sf to the lot area. Additionally, a rear structure will need 2.4' resulting in 2.6' side yard setback at 122 and 124 Bookter Street. Parcels #149L-0-29-190.000 and #149L-0-29-191.000. Recommend approval 6-0

3. Public Forum

4. Consent Agenda

- A. Spread the Bay Saint Louis Cash Balances dated August 2, 2019, in the amount of \$4,351,286.67 after the docket, on the Minutes.
- B. Spread the Bay Saint Louis Certification Letter dated August 6, 2019 on the Minutes.
- C. Spread the Bay Saint Louis Payroll dated July 19, 2019, in the amount of \$164,214.78, on the Minutes.
- D. Spread the Bay Saint Louis Payroll Hours Report dated July 19, 2019, on the Minutes.
- E. Spread the Bay Saint Louis Payroll dated August 2, 2019, in the amount of \$148,758.49, on the Minutes.
- F. Spread the Bay Saint Louis Payroll Hours Report dated August 2, 2019, on the Minutes.
- G. Motion to approve the Utility Refund Check Register #19-030, dated August 6, 2019, in the amount of \$1,366.34.
- H. Spread the Bay Saint Louis Revenue & Expense Report dated July 31, 2019, on the Minutes.
- I. Motion to approve the Minutes for the City Council Meetings for the Workshop Meeting of July 16, 2019, regular scheduled Meeting of July 16, 2019 and Recessed Meeting of July 23, 2019.
- J. Spread the Bay Saint Louis Grant, Rebates, & Donation Revenue Detailed GL YTD report on the Minutes.
- K. Motion to approve insurance claim offer for Kubota M9960.
- L. Spread Proof of Publication for Ordinance Number 638-07-2019, An Ordinance of the Mayor and City Council of the City of Bay Saint Louis Adopting Salary Schedule Establishing Salary Compensation for Officers, Employees and Open Position of the City of Bay Saint Louis, on the Minutes.
- M. Motion to allow Mayor Favre to execute the FY20 Mississippi Office of Highway Safety Grant Agreement, awarded to the Bay Saint Louis Police Department by the Mississippi Office of Highway Safety, for vehicle restraint and vehicle speed enforcement, grant project number PT-2020-PT-20-21, in the amount of \$21,464.00.
- N. Motion to allow Mayor Favre to execute Mississippi Office of Highway Safety Fiscal Control and Fund Accounting Procedures grant agreement awarded to the Bay Saint Louis Police Department from the Mississippi Office of Highway Safety for DUI enforcement, grant project number 154AL-2020-ST-20-21, in the amount of \$6,932.90.
- O. Motion to approve the Utility Refund Check Register #19-029, dated August 6, 2019, in the amount of \$844.94.

5. Engineer's Report

- A. City Engineer Report dated August 6, 2019.

6. City Clerk/Comptroller's Report

- A. Motion to spread the Bay Saint Louis Payroll dated July 19, 2019, for an individual, in the amount of \$1,408.00, and Payroll dated August 2, 2019, for an individual, in the amount of \$1,408.00, on the Minutes.
- B. Motion to approve the Bay Saint Louis Docket of Claims #19-031 dated August 6, 2019, in the amount of \$222,498.63.
- C. Motion to approve the Bay Saint Louis Municipal Harbor Budget Amendments.

7. **Ordinances**

8. **Mayor's Report**

9. **Attorney's Report**

10. **Department Requests/Motions**

- A. Motion to approve the Chief of Police to enter into a cooperative agreement with DEA, Drug Enforcement Administration, New Orleans Field Division, State and local HIDTA task force agreement, Mississippi – Gulfport, which provides one (1) Officer to the HIDTA Task Force, for the purpose of illicit drug enforcement.

11. **Council/New/Old Business**

12. **Closed/Executive Session (if needed)**

13. **Miscellaneous Items**

- A. No Action Needed - Bay Saint Louis Municipal Harbor Report.
- B. No Action Needed - Gaming and Sales Tax Report

14. **Adjourn**

- A. Motion to adjourn.

If you would like to speak at Public Forum, please sign the Public Forum sign-in sheet by the agenda on the table just outside the Council Chambers. Planning and Zoning will have a separate sign-in sheet. Please sign in by 6:00 p.m. The Public Forum is Agenda Items Only and the topic must be written. No other topics will be allowed. There is a three minute time limit.



City Council Department Report

To: City Council
From: Lisa Tilley, Clerk of Council
Date: August 6, 2019
Subject: Vanessa Mueller - Building Department vs. Historical Preservation Commission and conflicting requirements for building in Bay Saint Louis.



Zoning Department Report

To: City Council
From: Caitlin Thompson,
Date: August 6, 2019
Subject: Motion to follow the Planning and Zoning Commission recommendation of approval for the applicants' request for a variance of 3' resulting in 5' setback to the side yard at 102 Felicity Street, parcel #149C-0-20-042.000. Recommend approval 6-0

Smythe - Application for Variance to the Zoning Ordinance. The applicants are asking to construct a single family structure on this parcel. The applicants will need a variance of 3' resulting in a 5' setback to the side yard. The property is located at 102 Felicity Street; Parcel #149C-0-20-042.000, Part 161, 1st Ward, Bay St. Louis. The property is zoned R-1 Single Family District. Recommend approval 6-0



Zoning Department Report

To: City Council
From: Caitlin Thompson,
Date: August 6, 2019
Subject: Motion to follow the Planning and Zoning Commission recommendation of approval for the applicant's request for a variance of 2' resulting in 6' to fence height regulations with the stipulation that there be a 3 ft setback to the front yard on Keller Street for the fence placement at 140 Blaize Avenue extending to Keller Street. Parcel #149M-2-30-009.000. Recommend approval 6-0

Dumaine - Application for Variance to the Zoning Ordinance. The applicant is asking to install a 6 foot in height fence on the property line fronting Keller Street. The applicant will need a variance of 2' resulting in 6' to the fence height regulations. In addition, the applicant will need a 25' variance resulting in a 0' setback to the front yard property line fronting Keller Street for fence placement. The property is located at 140 Blaize Avenue and extends to Keller Street; Parcel #149M-2-30-009.000, Part 47 & 49A, 3rd Ward, Bay St. Louis. The property is zoned C-2, Neighborhood Commercial District. Recommend approval 6-0



Zoning Department Report

To: City Council
From: Caitlin Thompson,
Date: August 6, 2019
Subject: Motion to follow the Planning and Zoning Commission recommendation of approval for the applicants' request for a Special Exception to allow existing structure to become an accessory dwelling and a variance of 13' resulting in 7' setback to the rear yard at 264 Washington Street, Parcel #149M-2-30-114.000. Recommend approval 6-0

Gilson - Application for Special Exception and Variance to the Zoning Ordinance. The applicants are asking for a Special Exception to allow an existing structure to be converted to an accessory dwelling to the rear of the property. If granted, the applicants will need a variance of 13' resulting in a 7' setback to the rear yard. The property is located at 264 Washington Street and intersects with Third Street; Parcel #149M-2-30-114.000, Lot 316, D & E, 3rd Ward, Bay St. Louis. The property is zoned C-2, Neighborhood Commercial District. Recommend approval 6-0



Zoning Department Report

To: City Council
From: Caitlin Thompson,
Date: August 6, 2019
Subject: Motion to follow the Planning and Zoning Commission recommendation of approval for the applicant's request for a Subdivision Plat Approval and a variance of 1,158.63sf resulting in a total of 10,841.37sf to the lot area at 1305 Old Spanish Trail extending to 502 Sixth Street. Parcels #137P-1-35-034.000 and #137P-1-35-033.001. Recommend approval 6-0

Smith - Application for Special Subdivision Plat Approval and Variance to the Zoning Ordinance. The applicant is asking to change the configuration of two parcels of land into two new parcels. Parcel 2 will meet all requirements for subdivision of property. However, Parcel 1 will need a variance of 1,158.63sf resulting in a total of 10,841.37sf to the lot area. The property is located at 1305 Old Spanish Trail and extends to 502 Sixth Street; Parcel #137P-1-35-034.000, Lots 20-22, 29-31 & pt. 28, Block 64, Bay St. Louis Land and Improvement Co. Parcel #137P-1-35-033.001, Lots 16-19, Block 64, Bay St. Louis Land and Improvement Co. The property is zoned R-1 Single Family District. Recommend approval 6-0



Zoning Department Report

To: City Council
From: Caitlin Thompson,
Date: August 6, 2019
Subject: Motion to follow the Planning and Zoning Commission recommendation of approval for the applicant's request for a Special Exception to build an accessory dwelling and the following variances; 3' resulting in a 5' side yard setback, 15' resulting in a 5' rear yard setback and 1,200sf resulting in 13,800sf to the lot area at 300 North Second Street. Parcel #149F-0-29-165.000. Recommend approval 6-0

Romano - Application for Special Exception and Variance to the Zoning Ordinance. The applicant is asking for a Special Exception to construct an accessory dwelling to the rear of the property. If granted, a variance of 3' resulting in a 5' setback to the side yard as well as a variance of 15' resulting in a 5' setback to the rear yard will be needed. In addition, a variance of 1,200sf resulting in a total of 13,800sf to the lot area will be needed. The property is located at 300 North Second Street; parcel #149F-0-29-165.000, 1st Ward, 351B & 385, Bay St. Louis, V-5-524, AA-28-227. The property is zoned R-3 Multi-Family District. Recommend approval 6-0



Zoning Department Report

To: City Council

From: Caitlin Thompson,

Date: August 6, 2019

Subject: Motion to follow the Planning and Zoning Commission recommendation of approval for the applicants' request for a Subdivision Plat Approval and the following variances; Parcel 1, 51.55' resulting in 48.45' to lot width, 6,913.57sf resulting in 5,086.43sf to lot area. The proposed residence will need 2' resulting in a 6' side yard setback. Parcel 2, 51.55' resulting in 48.45' to the lot width, 6,650.36sf resulting in 5,349.64sf to the lot area. Additionally, a rear structure will need 2.4' resulting in 2.6' side yard setback at 122 and 124 Bookter Street. Parcels #149L-0-29-190.000 and #149L-0-29-191.000. Recommend approval 6-0

Stolz - Application for Subdivision Plat Approval and Variance to the Zoning Ordinance. The applicants are asking to change the configuration of two parcels of land into two new parcels. Parcel one will need variance of 51.55' resulting in a total of 48.45' to the lot width as well as 6,913.57sf resulting in a total of 5,086.43sf to the lot area. In addition, the construction of a residence on this parcel will need a variance of 2' resulting in a 6' setback to the side yard. Parcel two will need a variance of 51.55' resulting in a total of 48.45' to the lot width and 6,650.36sf resulting in a total of 5,349.64sf to the lot area. In addition, an existing rear accessory structure on Parcel 2 will need a variance of 2.4' resulting in 2.6' setback to the side yard. The property is located at 122 & 124 Bookter Street; Parcel #149L-0-29-190.000, 3rd Ward, 10 & 11A, Bay St. Louis. Parcel #149L-0-29-191.000, 3rd Ward, Bay St. Louis. The properties are zoned R-1, Single Family District. Recommend approval 6-0



City Clerk Department Report

To: City Council
From: Sissy Gonzales, City Clerk
Date: August 6, 2019
Subject: Spread the Bay Saint Louis Cash Balances dated August 2, 2019, in the amount of \$4,351,286.67 after the docket, on the Minutes.

Attachments:

1. Cash Balances dated August 2, 2019

CITY OF BAY ST LOUIS					
CASH BALANCES					
8/2/2019					
<u>FUND</u>	<u>TYPE</u>	<u>DESCRIPTION</u>	<u>Before</u>	<u>Docket</u>	<u>After</u>
001	COMMITTED	GENERAL FUND OPERATING	\$ 1,812,540.14	\$ 123,911.62	\$ 1,688,628.52
001	RESTRICTED	MUN FIRE REBATE FUND & 1/4 MILL	\$ 3,480.88	\$ -	\$ 3,480.88
005	COMMITTED	MUNICIPAL RESERVE FUND	\$ 371,050.34	\$ 10,978.50	\$ 360,071.84
020	COMMITTED	NARCOTIC'S TASK FORCE ACCT	\$ 5,277.71		\$ 5,277.71
200	COMMITTED & RESTRICTED	DEBT SERVICE ACCOUNT	\$ 106,329.62	\$ 665.07	\$ 105,664.55
270	RESTRICTED	2016 ROAD & BRIDGE DEBT SERVICE	\$ 136,681.59		\$ 136,681.59
300	RESTRICTED	DOJ FUNDS	\$ 96,565.19		\$ 96,565.19
350	COMMITTED	COUNTY ROAD & BRIDGE	\$ 276,255.50		\$ 276,255.50
400	COMMITTED	UTILITY FUND OPERATING	\$ 348,359.42	\$ 70,211.74	\$ 278,147.68
400	COMMITTED	UTILITY CAPITAL AND MAINTENANCE	\$ 578,700.14		\$ 578,700.14
400	RESTRICTED	UTILITY METER DEPOSITS	\$ 397,186.06	\$ 2,211.28	\$ 394,974.78
450	COMMITTED	MUNICIPAL HARBOR FUND	\$ 287,278.08	\$ 13,301.70	\$ 273,976.38
450	COMMITTED	MUNICIPAL HARBOR CAPITAL & MAINTENANCE	\$ 65,124.03		\$ 65,124.03
650	RESTRICTED	COMMUNITY HALL ACCOUNT	\$ 34,191.64	\$ 3,430.00	\$ 30,761.64
654	RESTRICTED	UNEMPLOYMENT REVOLVING FUND	\$ 46,086.96		\$ 46,086.96
115	RESTRICTED	KATRINA SUPPLEMENTAL CDBG ACCOUNT	\$ 10,889.28		\$ 10,889.28
		TOTAL ALL FUNDS:	\$ 4,575,996.58	\$ 224,709.91	\$ 4,351,286.67

Attachment: Cash Balances dated August 2, 2019 (1794 : Cash Balances dated August 2, 2019)



Finance Department Report

To: City Council
From: Sissy Gonzales, City Clerk
Date: August 6, 2019
Subject: Spread the Bay Saint Louis Certification Letter dated August 6, 2019 on the Minutes.

Attachments:

1. Certification Letter dated August 6, 2019



August 6, 2019

CERTIFICATION

I certify that funds are available and make the recommendation to approve and pay the following claims docket:

Claims Docket 08/06/2019_19-029 Utility Credit Refund -\$844.94

Claims Docket 08/06/2019_19-030 Utility Credit Refund -\$1,366.34

Claims Docket 08/06/2019_19-031 - \$222,498.63

A handwritten signature in cursive script, appearing to read "Sissy Gonzales".

Sissy Gonzales

City Clerk

City of Bay St. Louis

Attachment: Certification Letter dated August 6, 2019 (1785 : Certification Letter dated August 6, 2019)



City Clerk Department Report

To: City Council
From: Sissy Gonzales, City Clerk
Date: August 6, 2019
Subject: Spread the Bay Saint Louis Payroll dated July 19, 2019, in the amount of \$164,214.78, on the Minutes.

Attachments:

1. Payroll dated July 19, 2019

00_Council Report_All minus MBurch

Page

4.C.1

City of Bay St Louis (48853)

From: 07/19/2019 Through: 07/19/2019

Fund - Code - Current: 1

Department - Name - Current: Council

<u>Fund</u>	<u>Dept</u>	<u>Dept Name</u>	<u>Emp#</u>	<u>Last, First</u>	<u>Rate</u>	<u>Gross</u>	<u>Dental</u>	<u>Life</u>	<u>Health</u>	<u>PERS</u>	<u>Medi</u>	<u>SS</u>	<u>Total</u>
1	100	Council	1377	Desalvo, Joshua	8.08	646.16	13.91	4.40	261.91	112.43	9.33	39.88	1,088.00
1	100	Council	1434	Fitts, Valerie	11.50	460.00				80.04	6.67	28.52	575.23
1	100	Council	1375	Hoffman, Eugene	8.08	646.16	13.91	4.40	261.91	112.43	9.37	40.06	1,088.24
1	100	Council	1374	Knoblock, Gary	8.08	646.16	13.91	4.40	261.91	112.43	7.66	32.76	1,079.23
1	100	Council	1039	Reed, Jeffrey	8.08	646.16	13.91	4.40	261.91	112.43	9.38	40.07	1,088.24
1	100	Council	1038	Seal Jr, Phillip	8.08	646.16				112.43	9.38	40.07	808.08
1	100	Council	1376	Smith Jr, Larry	8.65	692.31	13.91	2.86	261.91	120.46	10.00	42.74	1,144.25
1	100	Council	1326	Tilley, Lisa	17.37	1,411.32	13.91	4.40	261.91	245.57	20.46	87.50	2,045.06
1	100	Council	1147	Zimmerman Jr, William	7.57	605.21	13.91	4.40	261.91	112.57	8.52	36.45	1,042.97

Attachment: Payroll dated July 19, 2019 (1795 : Payroll dated July 19, 2019)

00_Council Report_All minus MBurch

City of Bay St Louis (48853)

From: 07/19/2019 Through: 07/19/2019

Department - Name - Current: Court

<u>Fund</u>	<u>Dept</u>	<u>Dept Name</u>	<u>Emp#</u>	<u>Last, First</u>	<u>Rate</u>	<u>Gross</u>	<u>Dental</u>	<u>Life</u>	<u>Health</u>	<u>PERS</u>	<u>Medi</u>	<u>SS</u>	<u>Total</u>
1	102	Court	1436	Anderson, Linda	11.50	920.00				160.08	13.34	57.04	1,150.46
1	102	Court	1319	Maggio, Stephen	5.77								0.00
1	102	Court	1411	Reynolds, Sandy	12.50	1,000.00	13.91	4.40	261.91	174.00	13.51	57.78	1,525.59
1	102	Court	1011	Sheppard, Clementine	19.37	1,639.19	13.91	4.40	261.91	285.22	23.64	101.03	2,329.39

Attachment: Payroll dated July 19, 2019 (1795 : Payroll dated July 19, 2019)

00_Council Report_All minus MBurch

Page

4.C.1

City of Bay St Louis (48853)

From: 07/19/2019 Through: 07/19/2019

Department - Name - Current: Administration

<u>Fund</u>	<u>Dept</u>	<u>Dept Name</u>	<u>Emp#</u>	<u>Last, First</u>	<u>Rate</u>	<u>Gross</u>	<u>Dental</u>	<u>Life</u>	<u>Health</u>	<u>PERS</u>	<u>Medi</u>	<u>SS</u>	<u>Total</u>
1	120	Administrat	1146	Averhart, Peggy	14.75	601.06				104.58	8.23	35.20	749.07
1	120	Administrat	1440	Draper, Julia	11.00								0.00
1	120	Administrat	1219	Favre, Jamie	19.00	1,569.88	13.91	4.40	261.91	273.16	22.42	95.85	2,241.53
1	120	Administrat	1299	Favre, Michael	38.64	3,091.38	13.91	4.40	261.91	537.90	44.34	189.61	4,143.45
1	120	Administrat	1244	Feuerstein, Dana	19.35	1,586.70	13.91	4.40	261.91	276.09	20.86	89.19	2,253.05
1	120	Administrat	1341	Gonzales, Dolly	31.62	2,798.39	13.91	4.40	261.91	486.92	40.33	172.43	3,778.38
1	120	Administrat	1137	Stewart, Katie	17.20	1,376.00	13.91	4.40	261.91	239.42	18.04	77.13	1,990.81

Attachment: Payroll dated July 19, 2019 (1795 : Payroll dated July 19, 2019)

00_Council Report_All minus MBurch

City of Bay St Louis (48853)

From: 07/19/2019 Through: 07/19/2019

Department - Name - Current: Building and P&Z

<u>Fund</u>	<u>Dept</u>	<u>Dept Name</u>	<u>Emp#</u>	<u>Last, First</u>	<u>Rate</u>	<u>Gross</u>	<u>Dental</u>	<u>Life</u>	<u>Health</u>	<u>PERS</u>	<u>Medi</u>	<u>SS</u>	<u>Total</u>
1	150	Building	1052	Black, Charlene	21.75	1,740.01	13.91	4.40	261.91	302.76	25.19	107.70	2,455.8
1	150	Building	1053	Bremer, Mary Ann	16.25	1,332.50	13.91	4.40	261.91	231.86	19.28	82.43	1,946.1
1	150	Building	1383	Ladner, Rickey	21.00	1,680.00	13.91	4.40	261.91	292.32	24.07	102.93	2,379.5
1	150	Building	1045	McConnell, Thomas	21.50	1,832.88	13.91	2.86	261.91	318.92	24.65	105.41	2,560.5
1	150	Building	1386	Siebenkittel, Don	17.25	1,380.00	13.91	4.40	261.91	240.12	19.97	85.38	2,005.6

Attachment: Payroll dated July 19, 2019 (1795 : Payroll dated July 19, 2019)

00_Council Report_All minus MBurch

Page 4.C.1

City of Bay St Louis (48853)

From: 07/19/2019 Through: 07/19/2019

Department - Name - Current: Police

<u>Fund</u>	<u>Dept</u>	<u>Dept Name</u>	<u>Emp#</u>	<u>Last, First</u>	<u>Rate</u>	<u>Gross</u>	<u>Dental</u>	<u>Life</u>	<u>Health</u>	<u>PERS</u>	<u>Medi</u>	<u>SS</u>	<u>Total</u>
1	200	Police	1085	Armentrout, Scott	16.50	1,918.13	13.91	4.40	261.91	333.75	27.77	118.74	2,678.60
1	200	Police	1043	Blappert, Diane	16.00	1,280.00	13.91	4.40	261.91	222.72	18.56	79.36	1,880.85
1	200	Police	1378	Bowden, Benjamin	17.50	1,955.63	13.91	4.40	261.91	340.28	28.31	121.07	2,725.59
1	200	Police	1059	Brady, Tammy	15.50	1,240.00	13.91	4.40	261.91	215.76	17.74	75.84	1,829.55
1	200	Police	1073	Buckley, David	20.50	1,727.13	13.91	4.40	261.91	300.52	24.19	103.45	2,435.50
1	200	Police	1401	Cardinale, Chenea	14.00	1,120.00	13.91	4.40	261.91	194.88	14.77	63.14	1,673.00
1	200	Police	1414	Coster, Mary	14.00	441.00				76.73	6.39	27.34	551.46
1	200	Police	1431	Dunigan, Leeanna	14.00								0.00
1	200	Police	1080	Gaillot, Kevin	17.50	1,750.00	13.91	4.40		304.50	25.33	108.32	2,206.55
1	200	Police	1202	Gray, Donald	19.25	1,742.13	13.91	4.40	261.91	303.13	23.18	99.10	2,447.75
1	200	Police	1384	Jewell, Rachel	17.50	1,526.88		4.40		265.68	22.14	94.67	1,913.57
1	200	Police	1407	Johnson, Britney	15.50	1,550.00	13.91	4.40	261.91	269.70	22.24	95.09	2,217.24
1	200	Police	1390	Johnson, Demarcus	16.00	1,600.00	13.91	4.40	261.91	278.40	21.28	91.00	2,270.59
1	200	Police	1406	Kent, Thomas	16.00	1,600.00	13.91	4.40	261.91	278.40	21.49	91.90	2,272.00
1	200	Police	1385	Kingston III, Alvin	25.48	2,038.46	13.91	4.40	261.91	354.69	26.20	112.01	2,811.55
1	200	Police	1429	Larsen, Ian	16.00	1,938.00				337.21	28.10	120.16	2,423.47
1	200	Police	1438	Moak, Jordan	15.02								0.00
1	200	Police	1227	Murphy, Dylan	17.50	2,211.56	13.91	4.40	261.91	384.81	32.07	137.12	3,045.75
1	200	Police	1041	Necaise, Dorthy	14.00	1,120.00	13.91	4.40	261.91	194.88	16.24	69.44	1,680.47
1	200	Police	1402	Ordoyne, Bailey	15.50	1,550.00	13.91	4.40	261.91	269.70	22.48	96.10	2,218.59
1	200	Police	1068	Phillips, Push	19.25	1,617.01	13.91	4.40	261.91	281.36	23.45	100.25	2,302.22
1	200	Police	1435	Phillips, Samantha	16.00	1,600.00				278.40	23.20	99.20	2,000.80
1	200	Police	1381	Ponthieux, Gary	28.61	2,488.73		4.40		433.04	36.09	154.30	3,116.56
1	200	Police	1415	Robin, Steven	16.00	2,172.00	13.91	4.40	261.91	377.93	31.49	134.66	2,996.99
1	200	Police	1392	Sanchez, James	16.00	1,596.00	13.91	4.40	261.91	277.70	23.14	98.95	2,276.00
1	200	Police	1409	Saucier, Steven	17.50	1,470.01	13.91	4.40	261.91	255.78	21.27	90.96	2,118.22
1	200	Police	1417	Stinson, Corey	15.02	1,261.68	13.91	4.40	261.91	219.53	18.02	77.03	1,856.44
1	200	Police	1425	Strong, Kyle	15.50	2,278.50				396.46	33.04	141.27	2,849.27
1	200	Police	1338	Taylor Jr, Ernest	16.50	2,054.25	13.91	4.40	261.91	357.44	29.74	127.18	2,848.86
1	200	Police	1418	Taylor, Benjamin	14.00	570.50				99.27	8.27	35.37	713.41
1	200	Police	1066	Taylor, Ernest	14.75	472.00				82.13	6.84	29.26	590.23
1	200	Police	1387	Wilder, David	17.50	1,758.75	13.91	4.40	261.91	306.02	25.50	109.04	2,479.55

Attachment: Payroll dated July 19, 2019 (1795 : Payroll dated July 19, 2019)

User: sgonzaless1[1341]

Run Date: 7/31/2019 Run Time: 6:40 PM

Paylocity Corporation

Packet Pg. 20

00_Council Report_All minus MBurch

Page 4.C.1

City of Bay St Louis (48853)

From: 07/19/2019 Through: 07/19/2019

Department - Name - Current: Fire

<u>Fund</u>	<u>Dept</u>	<u>Dept Name</u>	<u>Emp#</u>	<u>Last, First</u>	<u>Rate</u>	<u>Gross</u>	<u>Dental</u>	<u>Life</u>	<u>Health</u>	<u>PERS</u>	<u>Medi</u>	<u>SS</u>	<u>Total</u>
1	260	Fire	1362	Anderson, Brandon	10.87	2,092.48	13.91	4.40	261.91	364.09	29.82	127.52	2,894.11
1	260	Fire	1099	Armenta Sr, Brian	12.57	2,250.03	13.91	4.40	261.91	391.51	30.92	132.20	3,084.88
1	260	Fire	1220	Avery, Ronald	23.20	2,366.05	13.91	4.40	261.91	411.69	33.01	141.17	3,232.13
1	260	Fire	1269	Burchett, Timothy	9.52	685.44				119.27	9.94	42.50	857.15
1	260	Fire	1230	Catalano Jr, Gary	12.57	1,407.84	13.91	4.40	261.91	244.96	19.94	85.27	2,038.22
1	260	Fire	1432	Cuevas, Drake	9.52	1,704.08				296.51	24.71	105.65	2,130.95
1	260	Fire	1316	Elzy, Derrion	12.06	2,158.74	13.91	4.40	261.91	375.62	30.66	131.08	2,976.11
1	260	Fire	1103	Farve III, John	12.57	2,085.05	13.91	4.40	261.91	362.80	27.86	119.12	2,875.06
1	260	Fire	1257	Garber, Jeffrey	12.06	1,640.16	13.91	4.40	261.91	285.39	21.79	93.19	2,320.14
1	260	Fire	1328	Guitreau, Michael	10.87	1,945.73	13.91	4.40	261.91	338.56	27.62	118.08	2,710.28
1	260	Fire	1258	Hardman, Matthew	12.06	2,231.10	13.91	4.40	261.91	388.21	30.88	132.02	3,062.44
1	260	Fire	1361	Hoffmann II, Wayne	10.87	1,554.41	13.91	4.40	261.91	270.47	22.54	96.37	2,224.00
1	260	Fire	1346	Labat, Robert	10.87	1,009.18	13.91	4.40	261.91	175.60	14.63	62.57	1,542.26
1	260	Fire	1340	Loustalot III, Norman	9.52								0.00
1	260	Fire	1370	Mallini, Anthony	10.87	1,554.41	13.91	4.40	261.91	270.47	21.97	93.93	2,221.00
1	260	Fire	1303	Maurice Jr, Gary	12.06	2,158.74	13.91	4.40	261.91	375.62	31.05	132.79	2,978.44
1	260	Fire	1399	Polk, Bradley	9.52	685.44				107.96	9.94	42.50	845.80
1	260	Fire	1400	Sekinger III, Allen	10.87	1,945.73	13.91	4.40	261.91	338.56	28.21	120.64	2,713.14
1	260	Fire	1107	Stefano, David	12.06	1,724.58	13.91	4.40	261.91	300.08	24.74	105.78	2,435.49
1	260	Fire	1110	Strong, Monty	27.41	2,836.83	13.91	4.40	261.91	493.61	37.20	159.07	3,806.92
1	260	Fire	1355	Torres, Adam	10.87	1,432.12	13.91	4.40	261.91	249.19	18.95	81.04	2,061.51
1	260	Fire	1360	Woods, Justin	12.06	2,249.19	13.91	4.40	261.91	391.36	28.57	122.16	3,071.59

Attachment: Payroll dated July 19, 2019 (1795 : Payroll dated July 19, 2019)

00_Council Report_All minus MBurch

City of Bay St Louis (48853)

From: 07/19/2019 Through: 07/19/2019

Department - Name - Current: Public Works

<u>Fund</u>	<u>Dept</u>	<u>Dept Name</u>	<u>Emp#</u>	<u>Last, First</u>	<u>Rate</u>	<u>Gross</u>	<u>Dental</u>	<u>Life</u>	<u>Health</u>	<u>PERS</u>	<u>Medi</u>	<u>SS</u>	<u>Total</u>
1	300	Public	1439	Allen, Marques	10.50								0.00
1	300	Public	1403	Crowell, Louie	14.00	1,190.00	13.91	4.40	261.91	207.06	14.78	63.22	1,755.58
1	300	Public	1426	Dobraska, Kimberly	11.50	1,048.30	13.91	4.40	261.91	182.40	15.20	64.99	1,591.10
1	300	Public	1266	Duvernay, Robert	14.50	1,160.00	13.91	4.40	261.91	201.84	15.89	67.94	1,725.88
1	300	Public	1174	Favre, Kim	27.31	2,403.50	13.91	4.40	261.91	418.21	32.93	140.82	3,275.68
1	300	Public	1424	Hollins, Robert	10.25	809.75	13.91	4.40	261.91	140.90	11.74	50.20	1,292.80
1	300	Public	1353	Johnson, Sandra	13.50	1,080.00	13.91	4.40	261.91	187.92	15.37	65.71	1,629.31
1	300	Public	1391	Lacy, Matthew	11.50	897.00	13.91	4.40	261.91	156.08	12.96	55.43	1,401.69
1	300	Public	1164	Ladner, Mark	11.85	88.88				15.47	1.29	5.51	111.15
1	300	Public	1253	Maurice, Gary	19.15	1,555.94	13.91	4.40	261.91	270.73	22.13	94.64	2,223.65
1	300	Public	1150	McCardle, Samuel	15.10	205.96	13.91	4.40	261.91	35.84	2.64	11.27	535.92
1	300	Public	1154	McKay, Jamie	19.00	1,439.25	13.91	4.40	261.91	250.43	20.05	85.75	2,075.79
1	300	Public	1342	Meek, George	13.00	1,176.50	13.91	4.40	261.91	204.71	17.02	72.76	1,751.20
1	300	Public	1430	Murphy, Claudia	10.50	168.00				29.23	2.44	10.42	210.09
1	300	Public	1395	Nguyen, Joey	14.00	652.68	13.91	4.40	261.91	113.57	9.46	40.47	1,096.49
1	300	Public	1419	Palode, Sunnie	10.50	774.38	13.91	4.40	261.91	134.74	11.09	47.44	1,247.86
1	300	Public	1412	Perniciaro, Debbie	14.50	1,219.81	13.91	4.40	261.91	212.25	17.36	74.23	1,803.86
1	300	Public	1433	Peterson, Debra	11.00	900.63				156.71	13.06	55.84	1,126.24
1	300	Public	1331	Piazza, Ashley	13.81	1,087.54	13.91	4.40	261.91	189.23	15.54	66.47	1,639.09
1	300	Public	1421	Puckett, Robert	10.00	785.00	13.91	4.40	261.91	136.59	11.38	48.67	1,261.85
1	300	Public	1205	Storey, Charles	14.00	1,113.00	13.91	4.40	261.91	193.66	16.14	69.01	1,672.02
1	300	Public	1405	Storey, Kenneth	14.50	971.50	13.91	4.40	261.91	169.04	14.09	60.23	1,495.07
1	300	Public	1155	Swanier, Mitchell	15.50	1,240.00	13.91	4.40	261.91	215.76	17.71	75.74	1,829.42
1	300	Public	1276	Taylor, Donnell	11.00	880.00	13.91	2.86	261.91	153.12	12.72	54.38	1,378.93
1	300	Public	1161	Thomas, Archie	13.50	1,080.00	13.91	4.40	261.91	187.92	15.62	66.78	1,630.63
1	300	Public	1413	Thomas, Dakota	10.50	588.01	13.91	4.40	261.91	102.31	4.73	20.21	995.47

Attachment: Payroll dated July 19, 2019 (1795 : Payroll dated July 19, 2019)

00_Council Report_All minus MBurch

City of Bay St Louis (48853)

Page

4.C.1

From: 07/19/2019 Through: 07/19/2019

Group Total Records: 105

Attachment: Payroll dated July 19, 2019 (1795 : Payroll dated July 19, 2019)

00_Council Report_All minus MBurch

City of Bay St Louis (48853)

From: 07/19/2019 Through: 07/19/2019

Fund - Code - Current: 400

Department - Name - Current: Administration

<u>Fund</u>	<u>Dept</u>	<u>Dept Name</u>	<u>Emp#</u>	<u>Last, First</u>	<u>Rate</u>	<u>Gross</u>	<u>Dental</u>	<u>Life</u>	<u>Health</u>	<u>PERS</u>	<u>Medi</u>	<u>SS</u>	<u>Total</u>
400	120	Administrat	1339	Garcia, Linda	17.00	1,355.75	13.91	4.40	261.91	235.90	18.11	77.42	1,967.49
400	120	Administrat	1357	Thompson, Caitlin	11.50	920.00	13.91	4.40	261.91	160.08	13.04	55.76	1,429.10
400	120	Administrat	1093	Tice, Violet Patricia	20.47	1,663.19	13.91	4.40	261.91	289.40	23.86	102.04	2,358.70

Attachment: Payroll dated July 19, 2019 (1795 : Payroll dated July 19, 2019)

00_Council Report_All minus MBurch

Page

4.C.1

City of Bay St Louis (48853)

From: 07/19/2019 Through: 07/19/2019

Department - Name - Current: Operations

<u>Fund</u>	<u>Dept</u>	<u>Dept Name</u>	<u>Emp#</u>	<u>Last, First</u>	<u>Rate</u>	<u>Gross</u>	<u>Dental</u>	<u>Life</u>	<u>Health</u>	<u>PERS</u>	<u>Medi</u>	<u>SS</u>	<u>Total</u>
400	700	Operations	1397	Boehnel, Joseph	10.50	753.38				131.09	10.92	46.71	942.10
400	700	Operations	1295	Conway Jr, Quentin	16.50	1,523.20	13.91	4.40	261.91	265.04	22.09	94.44	2,184.99
400	700	Operations	1373	Faye, Joseph	12.00	864.36	13.91	4.40	261.91	150.40	12.31	52.63	1,359.92
400	700	Operations	1388	Ladner Jr, Rickey	10.50	840.00	13.91	4.40	261.91	146.16	12.18	52.08	1,330.63
400	700	Operations	1372	Matheny, Charles	14.00	1,330.00	13.91	4.40	261.91	231.42	17.02	72.76	1,931.41
400	700	Operations	1380	McPhearson, Thomas	14.22	1,137.60	13.91	4.40	261.91	197.94	16.45	70.35	1,702.55
400	700	Operations	1176	Ortiz, Jeraldo	27.89	2,439.95	13.91	4.40	261.91	424.55	35.38	151.28	3,331.17
400	700	Operations	1178	Saucier, Henri	21.75	1,783.50	13.91	4.40	261.91	310.33	25.57	109.33	2,508.94
400	700	Operations	1180	Summers, Carl	17.51	1,435.82	13.91	4.40	261.91	249.83	19.03	81.39	2,066.28
400	700	Operations	1175	Thoms, Stephen	17.37	1,580.67	13.91	4.40	261.91	275.04	22.92	98.00	2,256.84

Attachment: Payroll dated July 19, 2019 (1795 : Payroll dated July 19, 2019)

00_Council Report_All minus MBurch

City of Bay St Louis (48853)

Page

4.C.1

From: 07/19/2019 Through: 07/19/2019

Group Total Records: 13

Attachment: Payroll dated July 19, 2019 (1795 : Payroll dated July 19, 2019)

00_Council Report_All minus MBurch

City of Bay St Louis (48853)

From: 07/19/2019 Through: 07/19/2019

Fund - Code - Current: 450

Department - Name - Current: Administration

<u>Fund</u>	<u>Dept</u>	<u>Dept Name</u>	<u>Emp#</u>	<u>Last, First</u>	<u>Rate</u>	<u>Gross</u>	<u>Dental</u>	<u>Life</u>	<u>Health</u>	<u>PERS</u>	<u>Medi</u>	<u>SS</u>	<u>Total</u>
450	120	Administrat	1074	Caughlin, Duane	19.23	1,538.46	13.91	4.40	261.91	267.69	20.52	87.75	2,194.66
450	120	Administrat	1210	Forstall, Stephen	13.45	1,107.94				192.78	16.07	68.69	1,385.49
450	120	Administrat	1310	Fortin, Charles	22.50	2,227.97	13.91	4.40	261.91	387.67	32.26	137.95	3,066.06
450	120	Administrat	1437	Marshall, Cole	10.00								0.00
450	120	Administrat	1285	Mossey, Joshua	14.43	1,498.92	13.91	4.40	261.91	260.81	21.69	92.75	2,154.48
450	120	Administrat	1351	White, Derek	12.87	1,385.13		4.40	261.91	241.01	19.83	84.78	1,997.03

Attachment: Payroll dated July 19, 2019 (1795 : Payroll dated July 19, 2019)

00_Council Report_All minus MBurch

City of Bay St Louis (48853)

Page

4.C.1

From: 07/19/2019 Through: 07/19/2019

Group Total Records: 6

Attachment: Payroll dated July 19, 2019 (1795 : Payroll dated July 19, 2019)

User: sgonzaless1[1341]

Run Date: 7/31/2019 Run Time: 6:40 PM

Paylocity Corporation

Packet Pg. 28

00_Council Report_All minus MBurch

City of Bay St Louis (48853)

From: 07/19/2019 Through: 07/19/2019

	164,214.78	1,335.36	430.98	25,143.36	28,569.33	2,314.71	9,897.37	231,905.8	
Report Total Records: 124									

Attachment: Payroll dated July 19, 2019 (1795 : Payroll dated July 19, 2019)



City Clerk Department Report

To: City Council
From: Sissy Gonzales, City Clerk
Date: August 6, 2019
Subject: Spread the Bay Saint Louis Payroll Hours Report dated July 19, 2019, on the Minutes.

Attachments:

1. Payroll Hours Report dated July 19, 2019

00_PAYROLL WAGE & HOURS REPORT_REVISIED 2

Page 4.D.1

City of Bay St Louis (48853)

From: 07/19/2019 Through: 07/19/2019

Fund - Code - Current: 1

Department - Name - Current: Council

EMP#	EMPLOYEE	REG H	REG \$	OT/CE	OT \$	VAC H	VAC \$	PER H	PERS \$	SICKH	SICK \$	OTH	OTH \$	HOURS	WAGES
1377	Desalvo,	80.00	646.16	0.00								0	0.00	80.00	\$646.16
1434	Fitts,	40.00	460.00	0.00								0	0.00	40.00	\$460.00
1375	Hoffman,	80.00	646.16	0.00								0	0.00	80.00	\$646.16
1374	Knoblock,	80.00	646.16	0.00								0	0.00	80.00	\$646.16
1039	Reed,	80.00	646.16	0.00								0	0.00	80.00	\$646.16
1038	Seal Jr,	80.00	646.16	0.00								0	0.00	80.00	\$646.16
1376	Smith Jr,	80.00	692.31	0.00								0	0.00	80.00	\$692.31
1326	Tilley, Lisa	64.50	1,120.37	0.50	13.03							16	277.92	81.00	\$1,411.30
1147	Zimmerman	80.00	605.21	0.00								0	0.00	80.00	\$605.21

		664.50	6,108.69	0.50	13.03							16	277.92	681.00	\$6,399.60

00_PAYROLL WAGE & HOURS REPORT_REVISIED 2

Page

4.D.1

City of Bay St Louis (48853)

From: 07/19/2019 Through: 07/19/2019

Department - Name - Current: Court

<u>EMP#</u>	<u>EMPLOYEE</u>	<u>REG H</u>	<u>REG \$</u>	<u>OT/CE</u>	<u>OT \$</u>	<u>VAC H</u>	<u>VAC \$</u>	<u>PER H</u>	<u>PERS \$</u>	<u>SICKH</u>	<u>SICK \$</u>	<u>OTH</u>	<u>OTH \$</u>	<u>HOURS</u>	<u>WAGES</u>
1436	Anderson,	64.00	736.00	0.00								16	184.00	80.00	\$920.00
1319	Maggio,	0.00	0.00	0.00								0	0.00		
1411	Reynolds,	64.00	800.00	0.00								16	200.00	80.00	\$1,000.00
1011	Sheppard,	67.50	1,307.48	0.75	21.79							16	309.92	84.25	\$1,639.11

		195.50	2,843.48	0.75	21.79							48	693.92	244.25	\$3,559.11

User: sgonzaless1[1341]

Run Date: 7/31/2019 Run Time: 6:40 PM

Paylocity Corporation

Packet Pg. 32

Attachment: Payroll Hours Report dated July 19, 2019 (1796 : Payroll Hours Report dated July 19, 2019)

00_PAYROLL WAGE & HOURS REPORT_REVISIED 2

City of Bay St Louis (48853)

From: 07/19/2019 Through: 07/19/2019

Department - Name - Current: Administration

EMP#	EMPLOYEE	REG H	REG \$	OT/CE	OT \$	VAC H	VAC \$	PER H	PERS \$	SICKH	SICK \$	OTH	OTH \$	HOURS	WAGES
1146	Averhart,	40.75	601.06	0.00								0	0.00	40.75	\$601.06
1182	Burch, Mary	60.00	1,056.00	0.00		4.00	70.40					16	281.60	80.00	\$1,408.00
1440	Draper,	0.00	0.00	0.00								0	0.00		
1219	Favre, Jamie	63.00	1,197.00	1.75	49.88							17	323.00	81.75	\$1,569.88
1299	Favre,	80.00	3,091.38	0.00								0	0.00	80.00	\$3,091.38
1244	Feuerstein,	26.00	503.10	0.00		40.00	774.00					16	309.60	82.00	\$1,586.70
1341	Gonzales,	63.25	1,999.98	0.00		1.90	60.08			7.35	232.41	16	505.92	150.00	\$2,798.37
1137	Stewart,	45.75	786.90	4.13		18.25	313.90					16	275.20	84.13	\$1,376.03
		378.75	9,235.42	5.88	49.88	64.15	1,218.38			7.35	232.41	81	1695.32	598.63	\$12,431.44

00_PAYROLL WAGE & HOURS REPORT_REVISIED 2

Page

4.D.1

City of Bay St Louis (48853)

From: 07/19/2019 Through: 07/19/2019

Department - Name - Current: Building and P&Z

<u>EMP#</u>	<u>EMPLOYEE</u>	<u>REG H</u>	<u>REG \$</u>	<u>OT/CE</u>	<u>OT \$</u>	<u>VAC H</u>	<u>VAC \$</u>	<u>PER H</u>	<u>PERS \$</u>	<u>SICKH</u>	<u>SICK \$</u>	<u>OTH</u>	<u>OTH \$</u>	<u>HOURS</u>	<u>WAGES</u>
1052	Black,	29.50	641.63	0.00		34.50	750.38					16	348.00	80.00	\$1,740.00
1053	Bremer, Mary	66.00	1,072.50	4.88								16	260.00	86.88	\$1,332.50
1383	Ladner,	42.25	887.25	6.75		13.75	288.75					24	504.00	86.75	\$1,680.00
1045	McConnell,	69.25	1,488.88	7.50								16	344.00	92.75	\$1,832.88
1386	Siebenkittel	62.00	1,069.50	0.00								18	310.50	80.00	\$1,380.00
		269.00	5,159.76	19.13		48.25	1,039.13					90	1766.50	426.38	\$7,965.13

User: sgonzales1[1341]

Run Date: 7/31/2019 Run Time: 6:40 PM

Paylocity Corporation

Packet Pg. 34

Attachment: Payroll Hours Report dated July 19, 2019 (1796 : Payroll Hours Report dated July 19, 2019)

00_PAYROLL WAGE & HOURS REPORT_REVISIED 2

Page

4.D.1

City of Bay St Louis (48853)

From: 07/19/2019 Through: 07/19/2019

Department - Name - Current: Police

EMP#	EMPLOYEE	REG H	REG \$	OT/CE	OT \$	VAC H	VAC \$	PER H	PERS \$	SICKH	SICK \$	OTH	OTH \$	HOURS	WAGES
1085	Armentrout,	86.00	1,419.00	9.50	235.13							16	264.00	111.50	\$1,918.13
1043	Blappert,	64.00	1,024.00	0.00								16	256.00	80.00	\$1,280.00
1378	Bowden,	86.00	1,505.00	6.50	170.63							16	280.00	108.50	\$1,955.63
1059	Brady, Tammy	56.00	868.00	0.00				1.00	15.50	7.00	108.50	16	248.00	80.00	\$1,240.00
1073	Buckley,	68.25	1,399.13	0.00								16	328.00	84.25	\$1,727.13
1401	Cardinale,	63.25	885.50	0.00				0.75	10.50			16	224.00	80.00	\$1,120.00
1414	Coster, Mary	31.50	441.00	0.00								0	0.00	31.50	\$441.00
1431	Dunigan,	0.00	0.00	0.00								0	0.00		
1080	Gaillot,	84.00	1,470.00	0.00								16	280.00	100.00	\$1,750.00
1202	Gray, Donald	74.50	1,434.13	0.00								16	308.00	90.50	\$1,742.13
1384	Jewell,	71.25	1,246.88	0.00								16	280.00	87.25	\$1,526.88
1407	Johnson,	84.00	1,302.00	0.00								16	248.00	100.00	\$1,550.00
1390	Johnson,	75.00	1,200.00	0.00				9.00	144.00			16	256.00	100.00	\$1,600.00
1406	Kent, Thomas	84.00	1,344.00	0.00								16	256.00	100.00	\$1,600.00
1385	Kingston	56.00	1,426.94	0.00		8.00	203.84					16	407.68	136.00	\$2,038.84
1429	Larsen, Ian	86.00	1,376.00	12.75	306.00							16	256.00	114.75	\$1,938.00
1438	Moak, Jordan	0.00	0.00	0.00								0	0.00		
1227	Murphy,	86.00	1,505.00	16.25	426.56							16	280.00	118.25	\$2,211.56
1041	Necaise,	62.00	868.00	0.00				2.00	28.00			16	224.00	80.00	\$1,120.00
1402	Ordoyne,	36.00	558.00	0.00		42.00	651.00	6.00	93.00			16	248.00	100.00	\$1,550.00
1068	Phillips,	0.00	0.00	0.00		34.00	654.50	25.50	490.88	8.50	163.63	16	308.00	84.00	\$1,617.00
1435	Phillips,	84.00	1,344.00	0.00								16	256.00	100.00	\$1,600.00
1381	Ponthieux,	71.00	2,030.97	0.00								16	457.76	161.00	\$2,488.76
1415	Robin,	86.00	1,376.00	22.50	540.00							16	256.00	124.50	\$2,172.00
1392	Sanchez,	83.75	1,340.00	0.00								16	256.00	99.75	\$1,596.00
1409	Saucier,	60.25	1,054.38	0.00						7.75	135.63	16	280.00	84.00	\$1,470.00
1417	Stinson,	68.00	1,021.36	0.00								16	240.32	84.00	\$1,261.36
1425	Strong, Kyle	86.00	1,333.00	30.00	697.50							16	248.00	132.00	\$2,278.50
1338	Taylor Jr,	86.00	1,419.00	15.00	371.25							16	264.00	117.00	\$2,054.25
1418	Taylor,	40.75	570.50	0.00								0	0.00	40.75	\$570.50
1066	Taylor,	32.00	472.00	0.00								0	0.00	32.00	\$472.00
1387	Wilder,	84.50	1,478.75	0.00								16	280.00	100.50	\$1,758.75
		2,036.00	34,712.54	112.50	2,747.07	84.00	1,509.34	44.25	781.88	23.25	407.76	432	7489.76	2,862.00	\$47,648.50

User: sgonzales1[1341]

Run Date: 7/31/2019 Run Time: 6:40 PM

Paylocity Corporation

Packet Pg. 35

Attachment: Payroll Hours Report dated July 19, 2019 (1796 : Payroll Hours Report dated July 19, 2019)

00_PAYROLL WAGE & HOURS REPORT_REVISIED 2

Page 4.D.1

City of Bay St Louis (48853)

From: 07/19/2019 Through: 07/19/2019

Department - Name - Current: Fire

EMP#	EMPLOYEE	REG H	REG \$	OT/CE	OT \$	VAC H	VAC \$	PER H	PERS \$	SICKH	SICK \$	OTH	OTH \$	HOURS	WAGES
1362	Anderson,	106.00	1,152.22	47.00	766.34							16	173.92	169.00	\$2,092.4
1099	Armenta Sr,	106.00	1,332.42	38.00	716.49							16	201.12	160.00	\$2,250.0
1220	Avery,	86.00	1,994.85	0.00								16	371.20	188.00	\$2,366.0
1269	Burchett,	72.00	685.44	0.00								0	0.00	72.00	\$685.4
1230	Catalano Jr,	0.00	0.00	0.00		96.00	1,206.72					16	201.12	112.00	\$1,407.8
1432	Cuevas,	106.00	1,009.12	38.00	542.64							16	152.32	160.00	\$1,704.0
1316	Elzy,	106.00	1,278.36	38.00	687.42							16	192.96	160.00	\$2,158.7
1103	Farve III,	106.00	1,332.42	13.25	249.83	24.00	301.68					16	201.12	159.25	\$2,085.0
1257	Garber,	96.00	1,157.76	0.00				24.00	289.44			16	192.96	136.00	\$1,640.1
1328	Guitreau,	106.00	1,152.22	38.00	619.59							16	173.92	160.00	\$1,945.7
1258	Hardman,	106.00	1,278.36	42.00	759.78							16	192.96	164.00	\$2,231.1
1361	Hoffmann II,	106.00	1,152.22	14.00	228.27							16	173.92	136.00	\$1,554.4
1346	Labat,	0.00	0.00	0.00		47.41	515.35	23.65	257.08	5.78	62.83	16	173.92	92.84	\$1,009.1
1340	Loustalot	0.00	0.00	0.00								0	0.00		
1370	Mallini,	106.00	1,152.22	14.00	228.27							16	173.92	136.00	\$1,554.4
1303	Maurice Jr,	106.00	1,278.36	38.00	687.42							16	192.96	160.00	\$2,158.7
1399	Polk,	72.00	685.44	0.00								0	0.00	72.00	\$685.4
1400	Sekinger	106.00	1,152.22	38.00	619.59							16	173.92	160.00	\$1,945.7
1107	Stefano,	106.00	1,278.36	14.00	253.26							16	192.96	136.00	\$1,724.9
1110	Strong,	87.50	2,398.27	0.00								16	438.56	191.00	\$2,836.8
1355	Torres, Adam	91.75	997.32	0.00				24.00	260.88			16	173.92	131.75	\$1,432.1
1360	Woods,	106.00	1,278.36	43.00	777.87							16	192.96	165.00	\$2,249.1
		1,883.25	23,745.94	415.25	7,136.77	167.41	2,023.75	71.65	807.40	5.78	62.83	304	3940.64	3,020.84	\$37,717.3

User: sgonzaless1[1341]

Run Date: 7/31/2019 Run Time: 6:40 PM

Paylocity Corporation

Packet Pg. 36

Attachment: Payroll Hours Report dated July 19, 2019 (1796 : Payroll Hours Report dated July 19, 2019)

00_PAYROLL WAGE & HOURS REPORT_REVISIED 2

Page 4.D.1

City of Bay St Louis (48853)

From: 07/19/2019 Through: 07/19/2019

Department - Name - Current: Public Works

EMP#	EMPLOYEE	REG H	REG \$	OT/CE	OT \$	VAC H	VAC \$	PER H	PERS \$	SICKH	SICK \$	OTH	OTH \$	HOURS	WAGES
1439	Allen,	0.00	0.00	0.00								0	0.00		
1403	Crowell,	69.00	966.00	0.00								16	224.00	85.00	\$1,190.00
1426	Dobraska,	77.00	847.00	0.50	8.25			1.55	17.05			16	176.00	95.05	\$1,048.10
1266	Duvernay,	56.00	812.00	0.00		3.00	43.50	2.00	29.00	3.00	43.50	16	232.00	80.00	\$1,160.00
1174	Favre, Kim	64.00	1,748.00	0.00						8.00	218.50	16	437.00	152.00	\$2,403.50
1424	Hollins,	60.00	615.00	0.00				3.00	30.75			16	164.00	79.00	\$809.75
1353	Johnson,	62.50	843.75	0.00				1.50	20.25			16	216.00	80.00	\$1,080.00
1391	Lacy,	59.50	684.25	0.00				2.00	23.00	0.50	5.75	16	184.00	78.00	\$897.00
1164	Ladner, Mark	7.50	88.88	0.00								0	0.00	7.50	\$88.88
1253	Maurice,	55.25	1,058.04	0.00		10.00	191.50					16	306.40	81.25	\$1,555.94
1150	McCardle,	0.00	0.00	0.00		4.62	69.76	1.54	23.25	2.15	32.47	5	80.48	13.64	\$205.93
1154	McKay, Jamie	41.75	793.25	0.00		18.00	342.00					16	304.00	75.75	\$1,439.25
1342	Meek, George	73.75	958.75	0.50	9.75							16	208.00	90.25	\$1,176.75
1430	Murphy,	16.00	168.00	0.00								0	0.00	16.00	\$168.00
1395	Nguyen, Joey	0.00	0.00	0.00		6.17	86.38	3.08	43.12	21.37	299.18	16	224.00	46.62	\$652.60
1419	Palode,	53.75	564.38	0.00				4.00	42.00			16	168.00	73.75	\$774.38
1412	Perniciaro,	64.00	928.00	2.75	59.81							16	232.00	82.75	\$1,219.81
1433	Peterson,	64.00	704.00	1.25	20.63							16	176.00	81.25	\$900.63
1331	Piazza,	55.75	769.91	0.00		3.00	41.43	2.00	27.62	2.00	27.62	16	220.96	78.75	\$1,087.91
1421	Puckett,	61.50	615.00	0.00				1.00	10.00			16	160.00	78.50	\$785.00
1205	Storey,	63.50	889.00	0.00								16	224.00	79.50	\$1,113.00
1405	Storey,	51.00	739.50	0.00								16	232.00	67.00	\$971.50
1155	Swanier,	64.00	992.00	0.00								16	248.00	80.00	\$1,240.00
1276	Taylor,	64.00	704.00	0.00								16	176.00	80.00	\$880.00
1161	Thomas,	52.00	702.00	0.00		8.00	108.00	4.00	54.00			16	216.00	80.00	\$1,080.00
1413	Thomas,	38.00	399.01	0.00		2.00	21.00					16	168.00	56.00	\$588.01
		1,273.75	17,589.72	5.00	98.44	54.79	903.57	25.67	320.04	37.02	627.02	357	4976.84	1,817.56	\$24,515.60

User: sgonzales1[1341]

Run Date: 7/31/2019 Run Time: 6:40 PM

Paylocity Corporation

Packet Pg. 37

Attachment: Payroll Hours Report dated July 19, 2019 (1796 : Payroll Hours Report dated July 19, 2019)

00_PAYROLL WAGE & HOURS REPORT_REVISED 2

City of Bay St Louis (48853)

From: 07/19/2019 Through: 07/19/2019

6,700.75	99,395.55	559.01	10,066.9	418.60	6,694.17	141.57	1,909.32	73.40	1,330.02	1,328	20840.90	9,650.66	\$140,236.9
				8									

Group Total Records: 106

00_PAYROLL WAGE & HOURS REPORT_REVISIED 2

Page

4.D.1

City of Bay St Louis (48853)

From: 07/19/2019 Through: 07/19/2019

Fund - Code - Current: 400

Department - Name - Current: Administration

<u>EMP#</u>	<u>EMPLOYEE</u>	<u>REG H</u>	<u>REG \$</u>	<u>OT/CE</u>	<u>OT \$</u>	<u>VAC H</u>	<u>VAC \$</u>	<u>PER H</u>	<u>PERS \$</u>	<u>SICKH</u>	<u>SICK \$</u>	<u>OTH</u>	<u>OTH \$</u>	<u>HOURS</u>	<u>WAGES</u>
1339	Garcia,	63.75	1,083.75	0.00								16	272.00	79.75	\$1,355.75
1357	Thompson,	56.00	644.00	0.75		8.00	92.00					16	184.00	80.75	\$920.00
1093	Tice, Violet	65.25	1,335.67	0.75								16	327.52	82.00	\$1,663.19

		185.00	3,063.42	1.50		8.00	92.00					48	783.52	242.50	\$3,938.95

User: sgonzaless1[1341]

Run Date: 7/31/2019 Run Time: 6:40 PM

Paylocity Corporation

Packet Pg. 39

Attachment: Payroll Hours Report dated July 19, 2019 (1796 : Payroll Hours Report dated July 19, 2019)

00_PAYROLL WAGE & HOURS REPORT_REVISIED 2

Page

4.D.1

City of Bay St Louis (48853)

From: 07/19/2019 Through: 07/19/2019

Department - Name - Current: Operations

EMP#	EMPLOYEE	REG H	REG \$	OT/CE	OT \$	VAC H	VAC \$	PER H	PERS \$	SICKH	SICK \$	OTH	OTH \$	HOURS	WAGES
1397	Boehnel,	55.75	585.38	0.00								16	168.00	71.75	\$753.3
1295	Conway Jr,	54.00	891.00	5.75	142.31			1.54	25.41	2.15	35.48	16	264.00	89.44	\$1,523.2
1373	Faye, Joseph	50.75	609.00	0.00		3.44	41.28	1.84	22.08			16	192.00	72.03	\$864.3
1388	Ladner Jr,	48.00	504.00	0.00		16.00	168.00					16	168.00	80.00	\$840.0
1372	Matheny,	79.00	1,106.00	0.00								16	224.00	95.00	\$1,330.0
1380	McPhearson,	40.00	568.80	0.00		24.00	341.28					16	227.52	80.00	\$1,137.6
1176	Ortiz,	71.50	1,993.71	0.00								16	446.24	159.00	\$2,439.9
1178	Saucier,	50.25	1,092.94	0.00		13.75	299.06					16	348.00	82.00	\$1,783.9
1180	Summers,	66.00	1,155.66	0.00								16	280.16	82.00	\$1,435.8
1175	Thoms,	39.00	677.43	2.00	52.11			19.00	330.03			16	277.92	90.00	\$1,580.6
-----		554.25	9,183.92	7.75	194.42	57.19	849.62	22.38	377.52	2.15	35.48	160	2595.84	901.22	\$13,688.4

User: sgonzaless1[1341]

Run Date: 7/31/2019 Run Time: 6:40 PM

Paylocity Corporation

Packet Pg. 40

Attachment: Payroll Hours Report dated July 19, 2019 (1796 : Payroll Hours Report dated July 19, 2019)

00_PAYROLL WAGE & HOURS REPORT_REVISED 2

City of Bay St Louis (48853)

From: 07/19/2019 Through: 07/19/2019

	739.25	12,247.34	9.25	194.42	65.19	941.62	22.38	377.52	2.15	35.48	208	3379.36	1,143.72	\$17,627.4
Group Total Records: 13														

00_PAYROLL WAGE & HOURS REPORT_REVISIED 2

Page

4.D.1

City of Bay St Louis (48853)

From: 07/19/2019 Through: 07/19/2019

Fund - Code - Current: 450

Department - Name - Current: Administration

<u>EMP#</u>	<u>EMPLOYEE</u>	<u>REG H</u>	<u>REG \$</u>	<u>OT/CE</u>	<u>OT \$</u>	<u>VAC H</u>	<u>VAC \$</u>	<u>PER H</u>	<u>PERS \$</u>	<u>SICKH</u>	<u>SICK \$</u>	<u>OTH</u>	<u>OTH \$</u>	<u>HOURS</u>	<u>WAGES</u>
1074	Caughlin,	64.00	1,230.77	0.00								16	307.69	184.75	\$1,538.4
1210	Forstall,	79.00	1,062.55	2.25	45.39							0	0.00	81.25	\$1,107.9
1310	Fortin,	83.00	1,867.89	0.00								16	360.08	235.50	\$2,227.9
1437	Marshall,	0.00	0.00	0.00								0	0.00		
1285	Mossey,	79.25	1,143.58	5.75	124.46							16	230.88	101.00	\$1,498.9
1351	White, Derek	80.00	1,029.60	7.75	149.61							16	205.92	103.75	\$1,385.1

		385.25	6,334.39	15.75	319.46							64	1104.57	706.25	\$7,758.4

User: sgonzaless1[1341]

Run Date: 7/31/2019 Run Time: 6:40 PM

Paylocity Corporation

Packet Pg. 42

Attachment: Payroll Hours Report dated July 19, 2019 (1796 : Payroll Hours Report dated July 19, 2019)

00_PAYROLL WAGE & HOURS REPORT_REVISED 2

City of Bay St Louis (48853)

From: 07/19/2019 Through: 07/19/2019

	385.25	6,334.39	15.75	319.46					
Group Total Records: 6					64	1104.57	706.25	\$7,758.4	

00_PAYROLL WAGE & HOURS REPORT_REVISED 2

City of Bay St Louis (48853)

From: 07/19/2019 Through: 07/19/2019

7,825.25	117,977.28	584.01	10,580.8	483.79	7,635.79	163.95	2,286.84	75.55	1,365.50	1,600	25324.83	11,500.6	\$165,622.7
			6									3	

Report Total Records: 125

Attachment: Payroll Hours Report dated July 19, 2019 (1796 : Payroll Hours Report dated July 19, 2019)



City Clerk Department Report

To: City Council
From: Sissy Gonzales, City Clerk
Date: August 6, 2019
Subject: Spread the Bay Saint Louis Payroll dated August 2, 2019, in the amount of \$148,758.49, on the Minutes.

Attachments:

1. Payroll dated August 2, 2019

00_Council Report_All minus MBurch

Page

4.E.1

City of Bay St Louis (48853)

From: 08/02/2019 Through: 08/02/2019

Fund - Code - Current: 1

Department - Name - Current: Council

<u>Fund</u>	<u>Dept</u>	<u>Dept Name</u>	<u>Emp#</u>	<u>Last, First</u>	<u>Rate</u>	<u>Gross</u>	<u>Dental</u>	<u>Life</u>	<u>Health</u>	<u>PERS</u>	<u>Medi</u>	<u>SS</u>	<u>Total</u>
1	100	Council	1377	Desalvo, Joshua	8.08	646.16	13.91	4.40	261.91	112.43	9.33	39.88	1,088.00
1	100	Council	1434	Fitts, Valerie	11.50	460.00				80.04	6.67	28.52	575.23
1	100	Council	1375	Hoffman, Eugene	8.08	646.16	13.91	4.40	261.91	112.43	9.37	40.06	1,088.24
1	100	Council	1374	Knoblock, Gary	8.08	646.16	13.91	4.40	261.91	112.43	7.66	32.76	1,079.23
1	100	Council	1039	Reed, Jeffrey	8.08	646.16	13.91	4.40	261.91	112.43	9.37	40.07	1,088.24
1	100	Council	1038	Seal Jr, Phillip	8.08	646.16				112.43	9.37	40.07	808.07
1	100	Council	1376	Smith Jr, Larry	8.65	692.31	13.91	2.86	261.91	120.46	10.00	42.74	1,144.25
1	100	Council	1326	Tilley, Lisa	17.37	1,389.60	13.91	4.40	261.91	241.79	20.15	86.16	2,017.92
1	100	Council	1147	Zimmerman Jr, William	7.57	605.21	13.91	4.40	261.91	112.57	8.52	36.45	1,042.97

Attachment: Payroll dated August 2, 2019 (1798 : Payroll dated August 2, 2019)

00_Council Report_All minus MBurch

Page

4.E.1

City of Bay St Louis (48853)

From: 08/02/2019 Through: 08/02/2019

Department - Name - Current: Court

<u>Fund</u>	<u>Dept</u>	<u>Dept Name</u>	<u>Emp#</u>	<u>Last, First</u>	<u>Rate</u>	<u>Gross</u>	<u>Dental</u>	<u>Life</u>	<u>Health</u>	<u>PERS</u>	<u>Medi</u>	<u>SS</u>	<u>Total</u>
1	102	Court	1436	Anderson, Linda	11.50	899.88				156.58	13.05	55.79	1,125.30
1	102	Court	1319	Maggio, Stephen	5.77	1,000.00	27.82	8.80	523.82	174.00	14.50	62.00	1,810.94
1	102	Court	1411	Reynolds, Sandy	12.50	1,000.00	13.91	4.40	261.91	174.00	13.51	57.78	1,525.50
1	102	Court	1011	Sheppard, Clementine	19.37	1,593.18	13.91	4.40	261.91	277.21	22.95	98.18	2,271.75

Attachment: Payroll dated August 2, 2019 (1798 : Payroll dated August 2, 2019)

00_Council Report_All minus MBurch

Page

4.E.1

City of Bay St Louis (48853)

From: 08/02/2019 Through: 08/02/2019

Department - Name - Current: Administration

<u>Fund</u>	<u>Dept</u>	<u>Dept Name</u>	<u>Emp#</u>	<u>Last, First</u>	<u>Rate</u>	<u>Gross</u>	<u>Dental</u>	<u>Life</u>	<u>Health</u>	<u>PERS</u>	<u>Medi</u>	<u>SS</u>	<u>Total</u>
1	120	Administrat	1146	Averhart, Peggy	14.75	464.63				80.85	6.25	26.74	578.4
1	120	Administrat	1440	Draper, Julia	11.00								0.0
1	120	Administrat	1219	Favre, Jamie	19.00	1,520.00	13.91	4.40	261.91	264.48	21.69	92.75	2,179.1
1	120	Administrat	1299	Favre, Michael	38.64	3,091.38	13.91	4.40	261.91	537.90	44.34	189.61	4,143.4
1	120	Administrat	1244	Feuerstein, Dana	19.35	1,548.00	13.91	4.40	261.91	269.35	20.30	86.80	2,204.6
1	120	Administrat	1341	Gonzales, Dolly	31.62	2,529.62	13.91	4.40	261.91	440.15	36.43	155.77	3,442.1
1	120	Administrat	1137	Stewart, Katie	17.20	1,376.00	13.91	4.40	261.91	239.42	18.04	77.13	1,990.8

Attachment: Payroll dated August 2, 2019 (1798 : Payroll dated August 2, 2019)

00_Council Report_All minus MBurch

Page

4.E.1

City of Bay St Louis (48853)

From: 08/02/2019 Through: 08/02/2019

Department - Name - Current: Building and P&Z

<u>Fund</u>	<u>Dept</u>	<u>Dept Name</u>	<u>Emp#</u>	<u>Last, First</u>	<u>Rate</u>	<u>Gross</u>	<u>Dental</u>	<u>Life</u>	<u>Health</u>	<u>PERS</u>	<u>Medi</u>	<u>SS</u>	<u>Total</u>
1	150	Building	1052	Black, Charlene	21.75	1,740.00	13.91	4.40	261.91	302.76	25.19	107.70	2,455.86
1	150	Building	1053	Bremer, Mary Ann	16.25	1,300.00	13.91	4.40	261.91	226.20	18.81	80.42	1,905.65
1	150	Building	1383	Ladner, Rickey	21.00	1,680.00	13.91	4.40	261.91	292.32	24.07	102.93	2,379.53
1	150	Building	1045	McConnell, Thomas	21.50	1,720.00	13.91	2.86	261.91	299.28	23.02	98.41	2,419.39
1	150	Building	1386	Siebenkittel, Don	17.25	1,380.01	13.91	4.40	261.91	240.12	19.97	85.38	2,005.50

Attachment: Payroll dated August 2, 2019 (1798 : Payroll dated August 2, 2019)

00_Council Report_All minus MBurch

Page

4.E.1

City of Bay St Louis (48853)

From: 08/02/2019 Through: 08/02/2019

Department - Name - Current: Police

<u>Fund</u>	<u>Dept</u>	<u>Dept Name</u>	<u>Emp#</u>	<u>Last, First</u>	<u>Rate</u>	<u>Gross</u>	<u>Dental</u>	<u>Life</u>	<u>Health</u>	<u>PERS</u>	<u>Medi</u>	<u>SS</u>	<u>Total</u>
1	200	Police	1085	Armentrout, Scott	16.50	1,480.88	13.91	4.40	261.91	257.67	21.43	91.63	2,131.82
1	200	Police	1043	Blappert, Diane	16.00	1,280.00	13.91	4.40	261.91	222.72	18.56	79.36	1,880.95
1	200	Police	1378	Bowden, Benjamin	17.50	1,470.00	13.91	4.40	261.91	255.78	21.27	90.96	2,118.22
1	200	Police	1059	Brady, Tammy	15.50	1,240.00	13.91	4.40	261.91	215.76	17.74	75.84	1,829.91
1	200	Police	1073	Buckley, David	20.50	1,722.00	13.91	4.40	261.91	299.63	24.12	103.13	2,429.19
1	200	Police	1401	Cardinale, Chenea	14.00	1,120.00	13.91	4.40	261.91	194.88	14.77	63.14	1,673.00
1	200	Police	1414	Coster, Mary	14.00	329.00				57.25	4.77	20.40	411.42
1	200	Police	1431	Dunigan, Leeanna	14.00								0.00
1	200	Police	1080	Gaillot, Kevin	17.50	1,767.50	13.91	4.40		307.55	25.59	109.40	2,228.14
1	200	Police	1202	Gray, Donald	19.25	1,879.28	13.91	4.40	261.91	326.99	25.16	107.60	2,619.24
1	200	Police	1384	Jewell, Rachel	17.50	1,500.63		4.40		261.11	21.76	93.04	1,880.94
1	200	Police	1407	Johnson, Britney	15.50	1,325.25	13.91	4.40	261.91	230.59	18.98	81.15	1,936.18
1	200	Police	1390	Johnson, Demarcus	16.00	1,502.00	13.91	4.40	261.91	261.35	19.86	84.92	2,148.14
1	200	Police	1406	Kent, Thomas	16.00	1,616.00	13.91	4.40	261.91	281.18	21.72	92.89	2,292.00
1	200	Police	1385	Kingston III, Alvin	25.48	2,038.46	13.91	4.40	261.91	354.69	26.20	112.01	2,811.66
1	200	Police	1429	Larsen, Ian	16.00	1,778.00	13.91	4.40	261.91	309.37	25.78	110.24	2,503.60
1	200	Police	1438	Moak, Jordan	15.02								0.00
1	200	Police	1227	Murphy, Dylan	17.50	1,583.75	13.91	4.40	261.91	275.57	22.96	98.19	2,260.67
1	200	Police	1041	Necaise, Dorthy	14.00	1,120.00	13.91	4.40	261.91	194.88	16.24	69.44	1,680.47
1	200	Police	1402	Ordoyne, Bailey	15.50	1,302.00	13.91	4.40	261.91	226.55	18.88	80.72	1,908.16
1	200	Police	1068	Phillips, Push	19.25	1,864.85	13.91	4.40	261.91	324.48	27.04	115.62	2,612.20
1	200	Police	1435	Phillips, Samantha	16.00	1,364.00				237.34	19.78	84.57	1,705.69
1	200	Police	1381	Ponthieux, Gary	28.61	2,288.46		4.40		398.19	33.18	141.88	2,866.11
1	200	Police	1415	Robin, Steven	16.00	1,360.00	13.91	4.40	261.91	236.64	19.72	84.32	1,980.99
1	200	Police	1392	Sanchez, James	16.00	1,382.00	13.91	4.40	261.91	240.47	20.04	85.68	2,008.40
1	200	Police	1409	Saucier, Steven	17.50	1,470.00	13.91	4.40	261.91	255.78	21.27	90.96	2,118.22
1	200	Police	1417	Stinson, Corey	15.02	1,276.70	13.91	4.40	261.91	222.15	18.23	77.96	1,875.24
1	200	Police	1425	Strong, Kyle	15.50	1,317.50	41.73	13.20	785.73	229.25	19.10	81.69	2,488.27
1	200	Police	1338	Taylor Jr, Ernest	16.50	1,610.81	13.91	4.40	261.91	280.28	23.31	99.69	2,294.10
1	200	Police	1418	Taylor, Benjamin	14.00	392.00				68.21	5.68	24.30	490.19
1	200	Police	1066	Taylor, Ernest	14.75	453.56				78.92	6.58	28.12	567.18
1	200	Police	1387	Wilder, David	17.50	1,767.50	13.91	4.40	261.91	307.55	25.63	109.59	2,490.48

Attachment: Payroll dated August 2, 2019 (1798 : Payroll dated August 2, 2019)

User: sgonzaless1[1341]

Run Date: 7/31/2019 Run Time: 6:39 PM

Paylocity Corporation

Packet Pg. 50

00_Council Report_All minus MBurch

Page

4.E.1

City of Bay St Louis (48853)

From: 08/02/2019 Through: 08/02/2019

Department - Name - Current: Fire

<u>Fund</u>	<u>Dept</u>	<u>Dept Name</u>	<u>Emp#</u>	<u>Last, First</u>	<u>Rate</u>	<u>Gross</u>	<u>Dental</u>	<u>Life</u>	<u>Health</u>	<u>PERS</u>	<u>Medi</u>	<u>SS</u>	<u>Total</u>
1	260	Fire	1362	Anderson, Brandon	10.87	1,771.81	13.91	4.40	261.91	308.29	25.17	107.64	2,493.1
1	260	Fire	1099	Armenta Sr, Brian	12.57	1,596.39	13.91	4.40	261.91	277.77	21.44	91.67	2,267.4
1	260	Fire	1220	Avery, Ronald	23.20	1,855.65	13.91	4.40	261.91	322.88	25.61	109.52	2,593.8
1	260	Fire	1269	Burchett, Timothy	9.52	333.20				57.98	4.83	20.66	416.6
1	260	Fire	1230	Catalano Jr, Gary	12.57	1,596.39	13.91	4.40	261.91	277.77	22.68	96.96	2,274.0
1	260	Fire	1432	Cuevas, Drake	9.52	1,551.76				270.01	22.50	96.21	1,940.4
1	260	Fire	1316	Elzy, Derrion	12.06	1,965.78	13.91	4.40	261.91	342.05	27.86	119.12	2,735.0
1	260	Fire	1103	Farve III, John	12.57	1,508.40	13.91	4.40	261.91	262.46	19.50	83.37	2,153.9
1	260	Fire	1257	Garber, Jeffrey	12.06	1,447.20	13.91	4.40	261.91	251.81	19.00	81.23	2,079.4
1	260	Fire	1328	Guitreau, Michael	10.87	1,043.52	13.91	4.40	261.91	181.57	14.53	62.14	1,581.9
1	260	Fire	1258	Hardman, Matthew	12.06	1,531.62	13.91	4.40	261.91	266.50	20.73	88.66	2,187.1
1	260	Fire	1361	Hoffmann II, Wayne	10.87	1,380.49	13.91	4.40	261.91	240.21	20.02	85.59	2,006.9
1	260	Fire	1346	Labat, Robert	10.87								0.0
1	260	Fire	1340	Loustalot III, Norman	9.52								0.0
1	260	Fire	1370	Mallini, Anthony	10.87	1,380.49	13.91	4.40	261.91	240.21	19.45	83.15	2,003.9
1	260	Fire	1303	Maurice Jr, Gary	12.06	1,531.62	13.91	4.40	261.91	266.50	21.96	93.90	2,194.2
1	260	Fire	1399	Polk, Bradley	9.52	228.48				35.99	3.31	14.17	281.9
1	260	Fire	1400	Sekinger III, Allen	10.87	1,380.49	13.91	4.40	261.91	240.21	20.02	85.59	2,006.9
1	260	Fire	1107	Stefano, David	12.06	1,965.78	13.91	4.40	261.91	342.05	28.24	120.74	2,737.0
1	260	Fire	1110	Strong, Monty	27.41	2,192.69	13.91	4.40	261.91	381.53	27.86	119.13	3,001.4
1	260	Fire	1355	Torres, Adam	10.87	1,380.49	13.91	4.40	261.91	240.21	19.04	81.39	2,001.1
1	260	Fire	1360	Woods, Justin	12.06	1,531.62	13.91	4.40	261.91	266.50	18.17	77.67	2,174.1

Attachment: Payroll dated August 2, 2019 (1798 : Payroll dated August 2, 2019)

00_Council Report_All minus MBurch

Page

4.E.1

City of Bay St Louis (48853)

From: 08/02/2019 Through: 08/02/2019

Department - Name - Current: Public Works

<u>Fund</u>	<u>Dept</u>	<u>Dept Name</u>	<u>Emp#</u>	<u>Last, First</u>	<u>Rate</u>	<u>Gross</u>	<u>Dental</u>	<u>Life</u>	<u>Health</u>	<u>PERS</u>	<u>Medi</u>	<u>SS</u>	<u>Total</u>
1	300	Public	1439	Allen, Marques	10.50								0.00
1	300	Public	1403	Crowell, Louie	14.00	1,120.00	13.91	4.40	261.91	194.88	13.77	58.88	1,667.75
1	300	Public	1426	Dobraska, Kimberly	11.50	897.00	13.91	4.40	261.91	156.08	13.01	55.61	1,401.91
1	300	Public	1266	Duvernay, Robert	14.50	1,131.00	13.91	4.40	261.91	196.79	15.47	66.14	1,689.61
1	300	Public	1174	Favre, Kim	27.31	2,185.00	13.91	4.40	261.91	380.19	29.76	127.27	3,002.44
1	300	Public	1424	Hollins, Robert	10.25	823.84				143.35	11.95	51.08	1,030.22
1	300	Public	1353	Johnson, Sandra	13.50	1,076.63	13.91	4.40	261.91	187.33	15.32	65.50	1,625.09
1	300	Public	1391	Lacy, Matthew	11.50	928.63	13.91	4.40	261.91	161.58	13.42	57.39	1,441.23
1	300	Public	1164	Ladner, Mark	11.85	77.03				13.40	1.12	4.78	96.33
1	300	Public	1253	Maurice, Gary	19.15	1,508.07	13.91	4.40	261.91	262.40	21.44	91.68	2,163.88
1	300	Public	1150	McCardle, Samuel	15.10	494.53	13.91	4.40	261.91	86.05	5.77	24.66	891.28
1	300	Public	1154	McKay, Jamie	19.00	1,520.00	13.91	4.40	261.91	264.48	21.22	90.75	2,176.66
1	300	Public	1342	Meek, George	13.00	1,054.63	13.91	4.40	261.91	183.51	15.25	65.21	1,598.81
1	300	Public	1430	Murphy, Claudia	10.50	168.00					2.44	10.42	180.86
1	300	Public	1395	Nguyen, Joey	14.00	1,120.00	13.91	4.40	261.91	194.88	16.24	69.44	1,680.77
1	300	Public	1419	Palode, Sunnie	10.50	750.75	13.91	4.40	261.91	130.63	10.75	45.97	1,218.36
1	300	Public	1412	Perniciaro, Debbie	14.50	1,156.38	13.91	4.40	261.91	201.21	16.44	70.30	1,724.54
1	300	Public	1433	Peterson, Debra	11.00	880.00				153.12	12.76	54.56	1,100.44
1	300	Public	1331	Piazza, Ashley	13.81	1,042.66	13.91	4.40	261.91	181.42	14.89	63.68	1,582.88
1	300	Public	1421	Puckett, Robert	10.00	803.75	13.91	4.40	261.91	139.85	11.65	49.83	1,285.34
1	300	Public	1205	Storey, Charles	14.00	1,120.00	13.91	4.40	261.91	194.88	16.24	69.44	1,680.77
1	300	Public	1405	Storey, Kenneth	14.50	978.75	13.91	4.40	261.91	170.30	14.19	60.68	1,504.13
1	300	Public	1155	Swanier, Mitchell	15.50	1,236.13	13.91	4.40	261.91	215.09	17.66	75.50	1,824.68
1	300	Public	1276	Taylor, Donnell	11.00	880.00	13.91	2.86	261.91	153.12	12.72	54.38	1,378.99
1	300	Public	1161	Thomas, Archie	13.50	1,080.00	13.91	4.40	261.91	187.92	15.62	66.78	1,630.63
1	300	Public	1413	Thomas, Dakota	10.50								0.00

Attachment: Payroll dated August 2, 2019 (1798 : Payroll dated August 2, 2019)

00_Council Report_All minus MBurch

City of Bay St Louis (48853)

Page

4.E.1

From: 08/02/2019 Through: 08/02/2019

Group Total Records: 105

Attachment: Payroll dated August 2, 2019 (1798 : Payroll dated August 2, 2019)

00_Council Report_All minus MBurch

City of Bay St Louis (48853)

From: 08/02/2019 Through: 08/02/2019

Fund - Code - Current: 400

Department - Name - Current: Administration

<u>Fund</u>	<u>Dept</u>	<u>Dept Name</u>	<u>Emp#</u>	<u>Last, First</u>	<u>Rate</u>	<u>Gross</u>	<u>Dental</u>	<u>Life</u>	<u>Health</u>	<u>PERS</u>	<u>Medi</u>	<u>SS</u>	<u>Total</u>
400	120	Administrat	1339	Garcia, Linda	17.00	1,360.00	13.91	4.40	261.91	236.64	18.17	77.69	1,972.81
400	120	Administrat	1357	Thompson, Caitlin	11.50	894.13	13.91	4.40	261.91	155.58	12.67	54.16	1,396.76
400	120	Administrat	1093	Tice, Violet Patricia	20.47	1,637.60	13.91	4.40	261.91	284.94	23.49	100.45	2,326.80

Attachment: Payroll dated August 2, 2019 (1798 : Payroll dated August 2, 2019)

00_Council Report_All minus MBurch

Page

4.E.1

City of Bay St Louis (48853)

From: 08/02/2019 Through: 08/02/2019

Department - Name - Current: Operations

<u>Fund</u>	<u>Dept</u>	<u>Dept Name</u>	<u>Emp#</u>	<u>Last, First</u>	<u>Rate</u>	<u>Gross</u>	<u>Dental</u>	<u>Life</u>	<u>Health</u>	<u>PERS</u>	<u>Medi</u>	<u>SS</u>	<u>Total</u>
400	700	Operations	1397	Boehnel, Joseph	10.50	756.00	13.91	4.40	261.91	131.54	10.96	46.87	1,225.58
400	700	Operations	1295	Conway Jr, Quentin	16.50	1,402.51	13.91	4.40	261.91	244.04	20.34	86.96	2,034.66
400	700	Operations	1373	Faye, Joseph	12.00	316.44				55.06	4.59	19.62	395.71
400	700	Operations	1388	Ladner Jr, Rickey	10.50	840.00	13.91	4.40	261.91	146.16	12.18	52.08	1,330.63
400	700	Operations	1372	Matheny, Charles	14.00	1,120.00	13.91	4.40	261.91	194.88	13.97	59.74	1,668.80
400	700	Operations	1380	McPhearson, Thomas	14.22	1,422.00	13.91	4.40	261.91	247.43	20.58	87.98	2,058.20
400	700	Operations	1176	Ortiz, Jeraldo	27.89	2,230.77	13.91	4.40	261.91	388.15	32.35	138.31	3,069.89
400	700	Operations	1178	Saucier, Henri	21.75	1,740.00	13.91	4.40	261.91	302.76	24.94	106.63	2,454.60
400	700	Operations	1180	Summers, Carl	17.51	1,519.00	13.91	4.40	261.91	264.31	20.24	86.55	2,170.41
400	700	Operations	1175	Thoms, Stephen	17.37	1,565.47	13.91	4.40	261.91	272.39	22.70	97.06	2,237.83

Attachment: Payroll dated August 2, 2019 (1798 : Payroll dated August 2, 2019)

00_Council Report_All minus MBurch

City of Bay St Louis (48853)

Page

4.E.1

From: 08/02/2019 Through: 08/02/2019

Group Total Records: 13

Attachment: Payroll dated August 2, 2019 (1798 : Payroll dated August 2, 2019)

User: sgonzaless1[1341]

Run Date: 7/31/2019 Run Time: 6:39 PM

Paylocity Corporation

Packet Pg. 56

00_Council Report_All minus MBurch

City of Bay St Louis (48853)

Page

4.E.1

From: 08/02/2019 Through: 08/02/2019

Fund - Code - Current: 450

Department - Name - Current: Administration

<u>Fund</u>	<u>Dept</u>	<u>Dept Name</u>	<u>Emp#</u>	<u>Last, First</u>	<u>Rate</u>	<u>Gross</u>	<u>Dental</u>	<u>Life</u>	<u>Health</u>	<u>PERS</u>	<u>Medi</u>	<u>SS</u>	<u>Total</u>
450	120	Administrat	1074	Caughlin, Duane	19.23	1,538.46	13.91	4.40	261.91	267.69	20.52	87.75	2,194.66
450	120	Administrat	1210	Forstall, Stephen	13.45	988.58				172.01	14.33	61.29	1,236.61
450	120	Administrat	1310	Fortin, Charles	22.50	1,800.38	13.91	4.40	261.91	313.27	26.06	111.44	2,531.17
450	120	Administrat	1437	Marshall, Cole	10.00	240.00					3.48	14.88	258.36
450	120	Administrat	1285	Mossey, Joshua	14.43	1,273.45	13.91	4.40	261.91	221.58	18.42	78.77	1,872.44
450	120	Administrat	1351	White, Derek	12.87	1,084.30		4.40	261.91	188.67	15.47	66.13	1,620.88

Attachment: Payroll dated August 2, 2019 (1798 : Payroll dated August 2, 2019)

00_Council Report_All minus MBurch

City of Bay St Louis (48853)

Page

4.E.1

From: 08/02/2019 Through: 08/02/2019

Group Total Records: 6

Attachment: Payroll dated August 2, 2019 (1798 : Payroll dated August 2, 2019)

00_Council Report_All minus MBurch

City of Bay St Louis (48853)

From: 08/02/2019 Through: 08/02/2019

148,758.49 1,377.09 444.18 25,929.09 25,816.47 2,094.39 8,955.34 213,375.00

Report Total Records: 124

Attachment: Payroll dated August 2, 2019 (1798 : Payroll dated August 2, 2019)



City Clerk Department Report

To: City Council
From: Sissy Gonzales, City Clerk
Date: August 6, 2019
Subject: Spread the Bay Saint Louis Payroll Hours Report dated August 2, 2019, on the Minutes.

Attachments:

1. Payroll Hours Report dated August 2, 2019

00_PAYROLL WAGE & HOURS REPORT_REVISED 2

Page 4.F.1

City of Bay St Louis (48853)

From: 08/02/2019 Through: 08/02/2019

Fund - Code - Current: 1

Department - Name - Current: Council

<u>EMP#</u>	<u>EMPLOYEE</u>	<u>REG H</u>	<u>REG \$</u>	<u>OT/CE</u>	<u>OT \$</u>	<u>VAC H</u>	<u>VAC \$</u>	<u>PER H</u>	<u>PERS \$</u>	<u>SICKH</u>	<u>SICK \$</u>	<u>OTH</u>	<u>OTH \$</u>	<u>HOURS</u>	<u>WAGES</u>
1377	Desalvo,	80.00	646.16	0.00								0	0.00	80.00	\$646.16
1434	Fitts,	40.00	460.00	0.00								0	0.00	40.00	\$460.00
1375	Hoffman,	80.00	646.16	0.00								0	0.00	80.00	\$646.16
1374	Knoblock,	80.00	646.16	0.00								0	0.00	80.00	\$646.16
1039	Reed,	80.00	646.16	0.00								0	0.00	80.00	\$646.16
1038	Seal Jr,	80.00	646.16	0.00								0	0.00	80.00	\$646.16
1376	Smith Jr,	80.00	692.31	0.00								0	0.00	80.00	\$692.31
1326	Tilley, Lisa	80.00	1,389.60	0.00								0	0.00	80.00	\$1,389.60
1147	Zimmerman	80.00	605.21	0.00								0	0.00	80.00	\$605.21
-----		680.00	6,377.92	0.00								0	0.00	680.00	\$6,377.92

00_PAYROLL WAGE & HOURS REPORT_REVISED 2

Page

4.F.1

City of Bay St Louis (48853)

From: 08/02/2019 Through: 08/02/2019

Department - Name - Current: Court

<u>EMP#</u>	<u>EMPLOYEE</u>	<u>REG H</u>	<u>REG \$</u>	<u>OT/CE</u>	<u>OT \$</u>	<u>VAC H</u>	<u>VAC \$</u>	<u>PER H</u>	<u>PERS \$</u>	<u>SICKH</u>	<u>SICK \$</u>	<u>OTH</u>	<u>OTH \$</u>	<u>HOURS</u>	<u>WAGES</u>
1436	Anderson,	78.25	899.88	1.88								0	0.00	80.13	\$899.88
1319	Maggio,	173.33	1,000.00	0.00								0	0.00	173.33	\$1,000.00
1411	Reynolds,	75.00	937.50	0.00								5	62.50	80.00	\$1,000.00
1011	Sheppard,	40.00	774.80	1.50	43.58	20.00	387.40					20	387.40	81.50	\$1,593.10

		366.58	3,612.18	3.38	43.58	20.00	387.40					25	449.90	414.96	\$4,493.00

User: sgonzaless1[1341]

Run Date: 7/31/2019 Run Time: 6:40 PM

Paylocity Corporation

Packet Pg. 62

Attachment: Payroll Hours Report dated August 2, 2019 (1797 : Payroll Hours Report dated August 2,

00_PAYROLL WAGE & HOURS REPORT_REVISIED 2

Page 4.F.1

City of Bay St Louis (48853)

From: 08/02/2019 Through: 08/02/2019

Department - Name - Current: Administration

EMP#	EMPLOYEE	REG H	REG \$	OT/CE	OT \$	VAC H	VAC \$	PER H	PERS \$	SICKH	SICK \$	OTH	OTH \$	HOURS	WAGES
1146	Averhart,	31.50	464.63	0.00								0	0.00	31.50	\$464.63
1182	Burch, Mary	62.75	1,104.40	0.00		13.25	233.20	4.00	70.40			0	0.00	80.00	\$1,408.00
1440	Draper,	0.00	0.00	0.00								0	0.00		
1219	Favre, Jamie	73.50	1,396.50	0.00								7	123.50	80.00	\$1,520.00
1299	Favre,	80.00	3,091.38	0.00								0	0.00	80.00	\$3,091.38
1244	Feuerstein,	77.25	1,494.79	0.00				0.87	16.83			2	36.38	80.00	\$1,548.00
1341	Gonzales,	80.00	2,529.62	0.00								0	0.00	163.93	\$2,529.62
1137	Stewart,	80.00	1,376.00	1.88								0	0.00	81.88	\$1,376.00
		485.00	11,457.32	1.88		13.25	233.20	4.87	87.23			8	159.88	597.31	\$11,937.63

00_PAYROLL WAGE & HOURS REPORT_REVISIED 2

Page

4.F.1

City of Bay St Louis (48853)

From: 08/02/2019 Through: 08/02/2019

Department - Name - Current: Building and P&Z

<u>EMP#</u>	<u>EMPLOYEE</u>	<u>REG H</u>	<u>REG \$</u>	<u>OT/CE</u>	<u>OT \$</u>	<u>VAC H</u>	<u>VAC \$</u>	<u>PER H</u>	<u>PERS \$</u>	<u>SICKH</u>	<u>SICK \$</u>	<u>OTH</u>	<u>OTH \$</u>	<u>HOURS</u>	<u>WAGES</u>
1052	Black,	80.00	1,740.00	15.00								0	0.00	95.00	\$1,740.00
1053	Bremer, Mary	66.50	1,080.63	6.00				2.17	35.26	6.45	104.81	5	79.30	86.00	\$1,300.00
1383	Ladner,	80.00	1,680.00	6.75								0	0.00	86.75	\$1,680.00
1045	McConnell,	80.00	1,720.00	16.13								0	0.00	96.13	\$1,720.00
1386	Siebenkittel	56.50	974.63	0.00		8.00	138.00			5.50	94.88	10	172.50	80.00	\$1,380.00

		363.00	7,195.26	43.88		8.00	138.00	2.17	35.26	11.95	199.69	15	251.80	443.88	\$7,820.00

User: sgonzaless1[1341]

Run Date: 7/31/2019 Run Time: 6:40 PM

Paylocity Corporation

Packet Pg. 64

Attachment: Payroll Hours Report dated August 2, 2019 (1797 : Payroll Hours Report dated August 2,

00_PAYROLL WAGE & HOURS REPORT_REVISIED 2

Page 4.F.1

City of Bay St Louis (48853)

From: 08/02/2019 Through: 08/02/2019

Department - Name - Current: Police

EMP#	EMPLOYEE	REG H	REG \$	OT/CE	OT \$	VAC H	VAC \$	PER H	PERS \$	SICKH	SICK \$	OTH	OTH \$	HOURS	WAGES
1085	Armentrout,	86.00	1,419.00	2.50	61.88							0	0.00	88.50	\$1,480.8
1043	Blappert,	71.25	1,140.00	0.00				8.75	140.00			0	0.00	80.00	\$1,280.0
1378	Bowden,	84.00	1,470.00	0.00								0	0.00	84.00	\$1,470.0
1059	Brady, Tammy	80.00	1,240.00	0.00								0	0.00	80.00	\$1,240.0
1073	Buckley,	84.00	1,722.00	0.00								0	0.00	84.00	\$1,722.0
1401	Cardinale,	68.50	959.00	0.00				3.00	42.00	8.50	119.00	0	0.00	80.00	\$1,120.0
1414	Coster, Mary	23.50	329.00	0.00								0	0.00	23.50	\$329.0
1431	Dunigan,	0.00	0.00	0.00								0	0.00		
1080	Gaillot,	86.00	1,505.00	10.00	262.50							0	0.00	96.00	\$1,767.5
1202	Gray, Donald	86.00	1,655.50	7.75	223.78							0	0.00	93.75	\$1,879.2
1384	Jewell,	85.75	1,500.63	0.00								0	0.00	85.75	\$1,500.6
1407	Johnson,	85.50	1,325.25	0.00								0	0.00	85.50	\$1,325.2
1390	Johnson,	86.00	1,376.00	5.25	126.00							0	0.00	91.25	\$1,502.0
1406	Kent, Thomas	86.00	1,376.00	10.00	240.00							0	0.00	96.00	\$1,616.0
1385	Kingston	77.00	1,962.02	0.00		3.00	76.44					0	0.00	159.00	\$2,038.4
1429	Larsen, Ian	86.00	1,376.00	16.75	402.00							0	0.00	102.75	\$1,778.0
1438	Moak, Jordan	0.00	0.00	0.00								0	0.00		
1227	Murphy,	86.00	1,505.00	3.00	78.75							0	0.00	89.00	\$1,583.7
1041	Necaise,	76.75	1,074.50	0.00				3.25	45.50			0	0.00	80.00	\$1,120.0
1402	Ordoyne,	84.00	1,302.00	0.00								0	0.00	84.00	\$1,302.0
1068	Phillips,	86.00	1,655.51	7.25	209.34							0	0.00	93.25	\$1,864.8
1435	Phillips,	85.25	1,364.00	0.00								0	0.00	85.25	\$1,364.0
1381	Ponthieux,	80.00	2,288.46	0.00								0	0.00	165.00	\$2,288.4
1415	Robin,	85.00	1,360.00	0.00								0	0.00	85.00	\$1,360.0
1392	Sanchez,	86.00	1,376.00	0.25	6.00							0	0.00	86.25	\$1,382.0
1409	Saucier,	80.50	1,408.75	0.00				3.50	61.25			0	0.00	84.00	\$1,470.0
1417	Stinson,	85.00	1,276.70	0.00								0	0.00	85.00	\$1,276.7
1425	Strong, Kyle	85.00	1,317.50	0.00								0	0.00	85.00	\$1,317.5
1338	Taylor Jr,	86.00	1,419.00	7.75	191.81							0	0.00	93.75	\$1,610.8
1418	Taylor,	28.00	392.00	0.00								0	0.00	28.00	\$392.0
1066	Taylor,	30.75	453.56	0.00								0	0.00	30.75	\$453.5
1387	Wilder,	86.00	1,505.00	10.00	262.50							0	0.00	96.00	\$1,767.5

		2,325.75	40,053.38	80.50	2,064.56	3.00	76.44	18.50	288.75	8.50	119.00	0	0.00	2,600.25	\$42,602.1

User: sgonzaless1[1341]

Run Date: 7/31/2019 Run Time: 6:40 PM

Paylocity Corporation

Packet Pg. 65

Attachment: Payroll Hours Report dated August 2, 2019 (1797 : Payroll Hours Report dated August 2,

00_PAYROLL WAGE & HOURS REPORT_REVISIED 2

Page 4.F.1

City of Bay St Louis (48853)

From: 08/02/2019 Through: 08/02/2019

Department - Name - Current: Fire

EMP#	EMPLOYEE	REG H	REG \$	OT/CE	OT \$	VAC H	VAC \$	PER H	PERS \$	SICKH	SICK \$	OTH	OTH \$	HOURS	WAGES
1362	Anderson,	106.00	1,152.22	38.00	619.59							0	0.00	144.00	\$1,771.8
1099	Armenta Sr,	106.00	1,332.42	14.00	263.97							0	0.00	120.00	\$1,596.3
1220	Avery,	64.00	1,484.45	0.00				8.00	185.60	8.00	185.60	0	0.00	144.00	\$1,855.6
1269	Burchett,	35.00	333.20	0.00								0	0.00	35.00	\$333.2
1230	Catalano Jr,	106.00	1,332.42	14.00	263.97							0	0.00	120.00	\$1,596.3
1432	Cuevas,	106.00	1,009.12	38.00	542.64							0	0.00	144.00	\$1,551.7
1316	Elzy,	106.00	1,278.36	38.00	687.42							0	0.00	144.00	\$1,965.7
1103	Farve III,	84.00	1,055.88	0.00		24.00	301.68	12.00	150.84			0	0.00	120.00	\$1,508.4
1257	Garber,	48.00	578.88	0.00						72.00	868.32	0	0.00	120.00	\$1,447.2
1328	Guitreau,	96.00	1,043.52	0.00								0	0.00	96.00	\$1,043.5
1258	Hardman,	106.00	1,278.36	14.00	253.26							0	0.00	120.00	\$1,531.6
1361	Hoffmann II,	106.00	1,152.22	14.00	228.27							0	0.00	120.00	\$1,380.4
1346	Labat,	0.00	0.00	0.00								0	0.00		
1340	Loustalot	0.00	0.00	0.00								0	0.00		
1370	Mallini,	106.00	1,152.22	14.00	228.27							0	0.00	120.00	\$1,380.4
1303	Maurice Jr,	106.00	1,278.36	14.00	253.26							0	0.00	120.00	\$1,531.6
1399	Polk,	24.00	228.48	0.00								0	0.00	24.00	\$228.4
1400	Sekinger	106.00	1,152.22	14.00	228.27							0	0.00	120.00	\$1,380.4
1107	Stefano,	106.00	1,278.36	38.00	687.42							0	0.00	144.00	\$1,965.7
1110	Strong,	80.00	2,192.69	0.00								0	0.00	160.00	\$2,192.6
1355	Torres, Adam	106.00	1,152.22	14.00	228.27							0	0.00	120.00	\$1,380.4
1360	Woods,	106.00	1,278.36	14.00	253.26							0	0.00	120.00	\$1,531.6
		1,809.00	22,743.96	278.00	4,737.87	24.00	301.68	20.00	336.44	80.00	1,053.92	0	0.00	2,355.00	\$29,173.8

00_PAYROLL WAGE & HOURS REPORT_REVISIED 2

Page 4.F.1

City of Bay St Louis (48853)

From: 08/02/2019 Through: 08/02/2019

Department - Name - Current: Public Works

EMP#	EMPLOYEE	REG H	REG \$	OT/CE	OT \$	VAC H	VAC \$	PER H	PERS \$	SICKH	SICK \$	OTH	OTH \$	HOURS	WAGES
1439	Allen,	0.00	0.00	0.00								0	0.00		
1403	Crowell,	80.00	1,120.00	0.00								0	0.00	80.00	\$1,120.00
1426	Dobraska,	78.00	897.00	0.00								0	0.00	78.00	\$897.00
1266	Duvernay,	73.00	1,058.50	0.00		3.00	43.50			2.00	29.00	0	0.00	78.00	\$1,131.00
1174	Favre, Kim	72.00	1,966.50	0.00		4.00	109.25	4.00	109.25			0	0.00	152.00	\$2,185.00
1424	Hollins,	80.00	820.00	0.25	3.84							0	0.00	80.25	\$823.84
1353	Johnson,	71.75	968.63	0.00				8.00	108.00			0	0.00	79.75	\$1,076.63
1391	Lacy,	80.00	920.00	0.50	8.63							0	0.00	80.50	\$928.63
1164	Ladner, Mark	6.50	77.03	0.00								0	0.00	6.50	\$77.03
1253	Maurice,	58.25	1,115.49	0.00		5.00	95.75	2.50	47.88	13.00	248.95	0	0.00	78.75	\$1,508.00
1150	McCardle,	32.75	494.53	0.00								0	0.00	32.75	\$494.53
1154	McKay, Jamie	64.00	1,216.00	0.00		16.00	304.00					0	0.00	80.00	\$1,520.00
1342	Meek, George	72.50	942.50	0.75	14.63	7.50	97.50					0	0.00	80.75	\$1,054.63
1430	Murphy,	16.00	168.00	0.00								0	0.00	16.00	\$168.00
1395	Nguyen, Joey	80.00	1,120.00	0.00								0	0.00	80.00	\$1,120.00
1419	Palode,	71.50	750.75	0.00								0	0.00	71.50	\$750.75
1412	Perniciaro,	79.75	1,156.38	0.00								0	0.00	79.75	\$1,156.38
1433	Peterson,	80.00	880.00	0.00								0	0.00	80.00	\$880.00
1331	Piazza,	69.50	959.80	0.00		3.00	41.43	1.00	13.81	2.00	27.62	0	0.00	75.50	\$1,042.62
1421	Puckett,	80.00	800.00	0.25	3.75							0	0.00	80.25	\$803.75
1205	Storey,	73.50	1,029.00	0.00				5.00	70.00	1.50	21.00	0	0.00	80.00	\$1,120.00
1405	Storey,	67.50	978.75	0.00								0	0.00	67.50	\$978.75
1155	Swanier,	72.25	1,119.88	0.00		4.00	62.00	3.50	54.25			0	0.00	79.75	\$1,236.13
1276	Taylor,	72.00	792.00	0.00						8.00	88.00	0	0.00	80.00	\$880.00
1161	Thomas,	72.00	972.00	0.00		8.00	108.00					0	0.00	80.00	\$1,080.00
1413	Thomas,	0.00	0.00	0.00								0	0.00		
		1,602.75	22,322.74	1.75	30.85	50.50	861.43	24.00	403.19	26.50	414.57	0	0.00	1,777.50	\$24,032.74

User: sgonzales1[1341]

Run Date: 7/31/2019 Run Time: 6:40 PM

Paylocity Corporation

Packet Pg. 67

Attachment: Payroll Hours Report dated August 2, 2019 (1797 : Payroll Hours Report dated August 2,

00_PAYROLL WAGE & HOURS REPORT_REVISIED 2

City of Bay St Louis (48853)

From: 08/02/2019 Through: 08/02/2019

	7,632.08	113,762.76	409.39	6,876.86	118.75	1,998.15	69.54	1,150.87	126.95	1,787.18	48	861.58	8,868.90	\$126,437.4
Group Total Records: 106														

00_PAYROLL WAGE & HOURS REPORT_REVISED 2

Page

4.F.1

City of Bay St Louis (48853)

From: 08/02/2019 Through: 08/02/2019

Fund - Code - Current: 400

Department - Name - Current: Administration

<u>EMP#</u>	<u>EMPLOYEE</u>	<u>REG H</u>	<u>REG \$</u>	<u>OT/CE</u>	<u>OT \$</u>	<u>VAC H</u>	<u>VAC \$</u>	<u>PER H</u>	<u>PERS \$</u>	<u>SICKH</u>	<u>SICK \$</u>	<u>OTH</u>	<u>OTH \$</u>	<u>HOURS</u>	<u>WAGES</u>
1339	Garcia,	70.00	1,190.00	0.00		10.00	170.00					0	0.00	80.00	\$1,360.00
1357	Thompson,	77.75	894.13	0.38								0	0.00	78.13	\$894.13
1093	Tice, Violet	72.75	1,489.19	0.00		1.87	38.28					5	110.13	80.00	\$1,637.60

		220.50	3,573.32	0.38		11.87	208.28					5	110.13	238.13	\$3,891.73

User: sgonzaless1[1341]

Run Date: 7/31/2019 Run Time: 6:40 PM

Paylocity Corporation

Packet Pg. 69

Attachment: Payroll Hours Report dated August 2, 2019 (1797 : Payroll Hours Report dated August 2,

00_PAYROLL WAGE & HOURS REPORT_REVISED 2

Page

4.F.1

City of Bay St Louis (48853)

From: 08/02/2019 Through: 08/02/2019

Department - Name - Current: Operations

EMP#	EMPLOYEE	REG H	REG \$	OT/CE	OT \$	VAC H	VAC \$	PER H	PERS \$	SICKH	SICK \$	OTH	OTH \$	HOURS	WAGES
1397	Boehnel,	68.00	714.00	0.00				4.00	42.00			0	0.00	72.00	\$756.00
1295	Conway Jr,	72.25	1,192.13	3.50	86.63			1.50	24.75	2.00	33.00	0	0.00	83.25	\$1,402.50
1373	Faye, Joseph	21.75	261.00	0.00		3.08	36.96	1.54	18.48			0	0.00	26.37	\$316.44
1388	Ladner Jr,	80.00	840.00	0.00								0	0.00	80.00	\$840.00
1372	Matheny,	80.00	1,120.00	0.00								0	0.00	80.00	\$1,120.00
1380	McPhearson,	60.00	853.20	4.00	85.32	14.00	199.08					0	0.00	98.00	\$1,422.00
1176	Ortiz,	80.00	2,230.77	0.00								0	0.00	160.00	\$2,230.77
1178	Saucier,	69.00	1,500.75	0.00		9.00	195.75					0	0.00	80.00	\$1,740.00
1180	Summers,	73.50	1,286.99	4.50	118.19					2.50	43.78	0	0.00	84.50	\$1,519.00
1175	Thoms,	70.00	1,215.90	6.75	175.87							0	0.00	86.75	\$1,565.44
		674.50	11,214.74	18.75	466.01	26.08	431.79	7.04	85.23	4.50	76.78	0	0.00	850.87	\$12,912.11

User: sgonzaless1[1341]

Run Date: 7/31/2019 Run Time: 6:40 PM

Paylocity Corporation

Packet Pg. 70

Attachment: Payroll Hours Report dated August 2, 2019 (1797 : Payroll Hours Report dated August 2,

00_PAYROLL WAGE & HOURS REPORT_REVISIED 2

City of Bay St Louis (48853)

From: 08/02/2019 Through: 08/02/2019

	895.00	14,788.06	19.13	466.01	37.95	640.07	7.04	85.23	4.50	76.78	5	110.13	1,089.00	\$16,803.9
Group Total Records: 13														

00_PAYROLL WAGE & HOURS REPORT_REVISED 2

Page

4.F.1

City of Bay St Louis (48853)

From: 08/02/2019 Through: 08/02/2019

Fund - Code - Current: 450

Department - Name - Current: Administration

EMP#	EMPLOYEE	REG H	REG \$	OT/CE	OT \$	VAC H	VAC \$	PER H	PERS \$	SICKH	SICK \$	OTH	OTH \$	HOURS	WAGES
1074	Caughlin,	80.00	1,538.46	0.00								0	0.00	169.75	\$1,538.46
1210	Forstall,	73.50	988.58	0.00								0	0.00	73.50	\$988.58
1310	Fortin,	80.00	1,800.38	0.00								0	0.00	223.75	\$1,800.38
1437	Marshall,	24.00	240.00	0.00								0	0.00	24.00	\$240.00
1285	Mossey,	80.00	1,154.40	5.50	119.05							0	0.00	85.50	\$1,273.45
1351	White, Derek	79.75	1,026.38	3.00	57.92							0	0.00	82.75	\$1,084.30

		417.25	6,748.20	8.50	176.97							0	0.00	659.25	\$6,925.11

User: sgonzaless1[1341]

Run Date: 7/31/2019 Run Time: 6:40 PM

Paylocity Corporation

Packet Pg. 72

Attachment: Payroll Hours Report dated August 2, 2019 (1797 : Payroll Hours Report dated August 2,

00_PAYROLL WAGE & HOURS REPORT_REVISED 2

City of Bay St Louis (48853)

From: 08/02/2019 Through: 08/02/2019

	417.25	6,748.20	8.50	176.97		0	0.00	659.25	\$6,925.1
Group Total Records: 6									

00_PAYROLL WAGE & HOURS REPORT_REVISED 2

City of Bay St Louis (48853)

From: 08/02/2019 Through: 08/02/2019

8,944.33	135,299.02	437.02	7,519.84	156.70	2,638.22	76.58	1,236.10	131.45	1,863.96	54	971.71	10,617.15	\$150,166.45
----------	------------	--------	----------	--------	----------	-------	----------	--------	----------	----	--------	-----------	--------------

Report Total Records: 125



Finance Department Report

To: City Council
From: Sissy Gonzales, City Clerk
Date: August 6, 2019
Subject: Motion to approve the Utility Refund Check Register #19-030, dated August 6, 2019, in the amount of \$1,366.34.

Attachments:

1. Utility Refund Check Register #19-030 dated August 6, 2019

Utility Refund Check Register - 08/06/2019 - 19-07/21/30

ACCOUNT	NAME	DATE	TYPE	CK #	AMOUNT	CODE	RECEIPT	AMOUNT	MESSAGE
01-3831-01	HORN, MICHAEL C #15250	0/00/00	FINAL BILL	0	215.75CR	001 00149117 002 00149117		140.00CR 140.00CR	INVALID CK#/DATE
02-0870-04	HALL, MARK #15251	0/00/00	FINAL BILL	0	155.75CR	001 00140217 002 00140217		70.00CR 140.00CR	INVALID CK#/DATE
02-2370-03	MESTAYER, ROLAND #15252	0/00/00	FINAL BILL	0	155.75CR	001 00034354 002 00034354		70.00CR 140.00CR	INVALID CK#/DATE
02-5590-16	FELIX, JONATHAN RUST #15253	0/00/00	FINAL BILL	0	24.55CR	001 00279004		70.00CR	INVALID CK#/DATE
03-0320-14	WOODHAM, RILEY #15254	0/00/00	FINAL BILL	0	153.75CR	001 00212419 002 00212419		70.00CR 140.00CR	INVALID CK#/DATE
04-0900-03	SCHAYOT, CHRIS & LAURA #15255	0/00/00	FINAL BILL	0	221.10CR	001 00190629 002 00206134		140.00CR 140.00CR	INVALID CK#/DATE
04-4170-10	BELL, BREHM #15256	0/00/00	FINAL BILL	0	22.55CR	001 00279570		70.00CR	INVALID CK#/DATE
04-4540-00	BENOIT, ROBIN #15257	0/00/00	FINAL BILL	0	25.75CR	001 14973		70.00CR	INVALID CK#/DATE
05-1250-06	HUNT, VESTER #15258	0/00/00	FINAL BILL	0	25.75CR	001 00256198		70.00CR	INVALID CK#/DATE
06-4620-04	PARKER, APRIL #15259	0/00/00	FINAL BILL	0	143.05CR	001 00262597 002 00318941		70.00CR 140.00CR	INVALID CK#/DATE
07-3650-13	GIBSON, ELIZABETH #15260	0/00/00	FINAL BILL	0	27.75CR	001 00316806		70.00CR	INVALID CK#/DATE
07-4035-00	RAYBURN, GLEN #15261	0/00/00	FINAL BILL	0	69.75CR	001 00300704		70.00CR	INVALID CK#/DATE
07-9360-05	LIVAUDAIS, LIONEL #15262	0/00/00	FINAL BILL	0	39.99CR	001 00228583		70.00CR	INVALID CK#/DATE
07-9830-07	BELL, BREHM T #15263	0/00/00	FINAL BILL	0	25.75CR	001 00317115		70.00CR	INVALID CK#/DATE
09-0990-00	COAST CARDIOLOGY CENTER #15264	0/00/00	FINAL BILL	0	24.55CR	001 8304		70.00CR	INVALID CK#/DATE
09-2440-00	AKIN, DR RICHARD K #15265	0/00/00	FINAL BILL	0	34.80CR	001 7807		70.00CR	INVALID CK#/DATE

V. J. Jue
7/26/19

RECEIVED
7/26/19

Attachment: Utility Refund Check Register #19-030 dated August 6, 2019 (1801 : Utility Refund Check

-----DEPOSIT-----
---ACCOUNT--- ---NAME--- ---DATE--- ---TYPE--- -CK #- ---AMOUNT--- CODE -RECEIPT-- --AMOUNT--- ---MESSAGE-----

ACCOUNT	SOURCE NAME	AMOUNT
400-000-008-000	METER DEPOSITS - FIRST	215.75CR
400-000-008-000	METER DEPOSITS - FIRST	155.75CR
400-000-008-000	METER DEPOSITS - FIRST	155.75CR
400-000-008-000	METER DEPOSITS - FIRST	24.55CR
400-000-008-000	METER DEPOSITS - FIRST	153.75CR
400-000-008-000	METER DEPOSITS - FIRST	221.10CR
400-000-008-000	METER DEPOSITS - FIRST	22.55CR
400-000-008-000	METER DEPOSITS - FIRST	25.75CR
400-000-008-000	METER DEPOSITS - FIRST	25.75CR
400-000-008-000	METER DEPOSITS - FIRST	143.05CR
400-000-008-000	METER DEPOSITS - FIRST	27.75CR
400-000-008-000	METER DEPOSITS - FIRST	69.75CR
400-000-008-000	METER DEPOSITS - FIRST	39.99CR
400-000-008-000	METER DEPOSITS - FIRST	25.75CR
400-000-008-000	METER DEPOSITS - FIRST	24.55CR
400-000-008-000	METER DEPOSITS - FIRST	34.80CR
400-000-030-019	UTILITY REFUNDS PAYABLE	1,366.34

ERRORS: 32

** END OF REPORT **

Attachment: Utility Refund Check Register #19-030 dated August 6, 2019 (1801 : Utility Refund Check



City Clerk Department Report

To: City Council
From: Sissy Gonzales, City Clerk
Date: August 6, 2019
Subject: Spread the Bay Saint Louis Revenue & Expense Report dated July 31, 2019, on the Minutes.

Attachments:

1. Revenue & Expense Report dated July 31, 2019 ran July 31, 2019

001-GENERAL FUND
FINANCIAL SUMMARY

% OF YEAR COMPLETED: 83.33

	CURRENT BUDGET	CURRENT PERIOD	YEAR TO DATE ACTUAL	TOTAL ENCUMBERED	BUDGET BALANCE	% YTD BUDGET
REVENUE SUMMARY						
TAXES	5,768,497	12,774.38	4,898,677.87	0.00	869,819.13	84.92
LICENSES & PERMITS	465,000	27,197.66	461,280.36	0.00	3,719.64	99.20
FINES & FEES	125,000	3,637.00	118,733.34	0.00	6,266.66	94.99
GAMING	2,033,500	153,328.99	1,673,304.67	0.00	360,195.33	82.29
GRANTS	216,324	0.00	138,117.79	0.00	78,205.81	63.85
DONATIONS	0	0.00	23,010.76	0.00 (23,010.76)	0.00
INTEREST	750	0.00	2,787.72	0.00 (2,037.72)	371.70
OTHER	671,035	1,074.59	620,073.93	0.00	50,961.07	92.41
CAPITAL	181,310	0.00	0.00	0.00	181,310.00	0.00
TOTAL REVENUES	9,461,416	198,012.62	7,935,986.44	0.00	1,525,429.16	83.88
EXPENDITURE SUMMARY						
CITY COUNCIL						
PERSONNEL SERVICES	254,200	21,359.25	208,370.89	0.00	45,829.11	81.97
CONTRACTUAL SERVICES	60,423	4,874.00	68,825.32	220.46 (8,622.78)	114.27
SUPPLIES	3,350	217.00	1,439.99	1,550.42	359.59	89.27
CAPITAL OUTLAY	1,000	0.00	0.00	0.00	1,000.00	0.00
TOTAL CITY COUNCIL	318,973	26,450.25	278,636.20	1,770.88	38,565.92	87.91
JUDICIAL						
PERSONNEL SERVICES	145,994	10,589.64	100,953.00	0.00	45,041.00	69.15
CONTRACTUAL SERVICES	91,930	6,430.10	67,193.82	0.00	24,736.18	73.09
SUPPLIES	5,300	0.00	4,707.48	275.50	317.02	94.02
CAPITAL OUTLAY	15,000	0.00	0.00	269.72	14,730.28	1.80
TOTAL JUDICIAL	258,224	17,019.74	172,854.30	545.22	84,824.48	67.15
ADMINISTRATION						
PERSONNEL SERVICES	442,722	31,770.27	344,602.04	0.00	98,119.96	77.84
CONTRACTUAL SERVICES	1,960,741	53,469.94	1,569,655.91	1,458.13	389,626.96	80.13
SUPPLIES	20,034	1,513.72	14,549.93	426.72	5,057.35	74.76
CAPITAL OUTLAY	16,116	0.00	7,606.91	0.00	8,509.09	47.20
TOTAL ADMINISTRATION	2,439,613	86,753.93	1,936,414.79	1,884.85	501,313.36	79.45
BUILDING DEPARTMENT						
PERSONNEL SERVICES	300,419	23,064.85	244,621.53	0.00	55,797.47	81.43
CONTRACTUAL SERVICES	18,991	1,629.37	10,890.38	299.49	7,801.13	58.92
SUPPLIES	13,800	473.48	6,072.45	579.05	7,148.50	48.20
CAPITAL OUTLAY	4,100	0.00	4,077.76	1,550.00 (1,527.76)	137.26
TOTAL BUILDING DEPARTMENT	337,310	25,167.70	265,662.12	2,428.54	69,219.34	79.48
POLICE						
PERSONNEL SERVICES	1,852,842	129,035.13	1,384,698.74	0.00	468,143.26	74.73
CONTRACTUAL SERVICES	97,600	5,557.51	66,342.48	24,106.49	7,151.03	92.67
SUPPLIES	79,400	3,981.74	55,217.68	4,342.85	19,839.47	75.01

CITY OF BAY ST. LOUIS
REVENUE & EXPENSE REPORT (UNAUDITED)
AS OF: JULY 31ST, 2019

001-GENERAL FUND
FINANCIAL SUMMARY

% OF YEAR COMPLETED: 83.33

	CURRENT BUDGET	CURRENT PERIOD	YEAR TO DATE ACTUAL	TOTAL ENCUMBERED	BUDGET BALANCE	% YTD BUDGET
CAPITAL OUTLAY	123,819	0.00	118,819.00	26,180.00 (21,180.00)	117.11
TOTAL POLICE	2,153,661	138,574.38	1,625,077.90	54,629.34	473,953.76	77.99
FIRE						
PERSONNEL SERVICES	1,126,647	100,824.90	951,655.31	0.00	174,991.69	84.47
CONTRACTUAL SERVICES	86,761	22,033.11	59,332.26	26,987.82	440.92	99.49
SUPPLIES	20,000	796.80	12,984.33	2,681.04	4,334.63	78.33
CAPITAL OUTLAY	117,888	0.00	116,138.00	0.00	1,750.00	98.52
TOTAL FIRE	1,351,296	123,654.81	1,140,109.90	29,668.86	181,517.24	86.57
STREETS & PUBLIC WORKS						
PERSONNEL SERVICES	1,088,615	72,527.41	783,492.26	0.00	305,122.74	71.97
CONTRACTUAL SERVICES	1,152,117	145,684.72	815,293.59	46,392.91	290,430.50	74.79
SUPPLIES	139,700	12,744.88	84,913.21	9,337.97	45,448.82	67.47
CAPITAL OUTLAY	39,152	0.00	47,791.43	23,230.00 (31,869.43)	181.40
TOTAL STREETS & PUBLIC WORKS	2,419,584	230,957.01	1,731,490.49	78,960.88	609,132.63	74.82
TRANSFERS OUT						
CAPITAL OUTLAY	0	0.00	0.00	0.00	0.00	0.00
TRANSFERS & OTHER	181,310	0.00	0.00	0.00	181,310.00	0.00
TOTAL TRANSFERS OUT	181,310	0.00	0.00	0.00	181,310.00	0.00
TOTAL EXPENDITURES	9,459,971	648,577.82	7,150,245.70	169,888.57	2,139,836.73	77.38
REVENUE OVER/(UNDER) EXPENDITURES	1,445 (450,565.20)	785,740.74 (169,888.57) (614,407.57)	2,631.33

001-GENERAL FUND

% OF YEAR COMPLETED: 83.33

REVENUES	CURRENT BUDGET	CURRENT PERIOD	YEAR TO DATE ACTUAL	TOTAL ENCUMBERED	BUDGET BALANCE	% YTD BUDGET
TAXES						
001-000-201-000 REAL TAXES/AD VAL CURREN	2,586,944	0.00	2,325,954.13	0.00	260,989.87	89.91
001-000-201-002 LIBRARY AD VALOREM	162,880	0.00	149,054.98	0.00	13,825.02	91.51
001-000-201-003 RESERVE FUND AD VALOREM	0	0.00	14.68	0.00 (14.68)	0.00
001-000-201-004 DEBT SERVICE AD VALOREM	129,000	0.00	116,134.70	0.00	12,865.30	90.03
001-000-201-005 ROAD & BRIDGE AD VAL	258,000	0.00	232,103.42	0.00	25,896.58	89.96
001-000-202-000 REAL TAXES/AD VAL - PRIO	8,500	0.00	2,407.37	0.00	6,092.63	28.32
001-000-203-000 AUTO TAXES/AD VAL - PRIO	15,000	0.00	5,203.71	0.00	9,796.29	34.69
001-000-204-000 CNTY TAX PENALTY & INTER	26,000	0.00	9,858.19	0.00	16,141.81	37.92
001-000-205-000 AUTO TAXES/AD VAL - CURR	327,159	0.00	249,198.65	0.00	77,960.35	76.17
001-000-205-001 PERSONAL - CURRENT	143,984	0.00	132,232.57	0.00	11,751.43	91.84
001-000-205-002 PERSONAL - PRIOR	3,400	0.00	5,319.36	0.00 (1,919.36)	156.45
001-000-205-003 MOBILE HOMES - CURRENT	1,232	0.00	732.80	0.00	499.20	59.48
001-000-205-004 MOBILE HOMES - PRIOR	450	0.00	125.99	0.00	324.01	28.00
001-000-205-005 MOTOR VEHICLES OVERLOAD	50	0.00	33.57	0.00	16.43	67.14
001-000-206-000 LINE/REAL PROP TAX - UTI	103,000	0.00	117,192.92	0.00 (14,192.92)	113.78
001-000-207-000 FRANCHISE - COAST ELECTR	40,000	12,774.38	49,169.58	0.00 (9,169.58)	122.92
001-000-207-001 FRANCHISE - MEDIACOM	55,000	0.00	39,822.83	0.00	15,177.17	72.41
001-000-207-002 FRANCHISE - MS POWER	257,000	0.00	202,932.58	0.00	54,067.42	78.96
001-000-207-003 FRANCHISE - BELL SOUTH	28,000	0.00	20,303.27	0.00	7,696.73	72.51
001-000-207-004 FRANCHISE - BAY PINES	11,500	0.00	0.00	0.00	11,500.00	0.00
001-000-208-000 SALES TAX REVENUE	1,597,000	0.00	1,230,347.61	0.00	366,652.39	77.04
001-000-209-000 VEHICLE FUEL TAX AKA MUN	9,198	0.00	5,466.92	0.00	3,731.08	59.44
001-000-210-000 RAIL CAR TAX	3,000	0.00	3,152.18	0.00 (152.18)	105.07
001-000-211-000 ADDITIONAL PRIVILEGE TAX	2,200	0.00	1,915.86	0.00	284.14	87.08
TOTAL TAXES	5,768,497	12,774.38	4,898,677.87	0.00	869,819.13	84.92
LICENSES & PERMITS						
001-000-220-000 ALCOHOL BEVERAGE LICENSE	52,000	4,725.00	43,601.74	0.00	8,398.26	83.85
001-000-221-000 LICENSES - CONTRACTOR	37,000	1,000.00	28,198.00	0.00	8,802.00	76.21
001-000-222-000 LICENSES - PRIVILEGE	24,000	1,120.00	23,932.29	0.00	67.71	99.72
001-000-223-000 PERMIT - BUILDING	280,000	15,468.00	276,806.77	0.00	3,193.23	98.86
001-000-224-000 PERMIT - TREE	3,000	60.00	2,580.00	0.00	420.00	86.00
001-000-225-000 PERMIT - PLUMBING	18,000	1,147.13	15,391.40	0.00	2,608.60	85.51
001-000-226-000 PERMIT - ELECTRICAL	20,000	1,565.03	29,057.69	0.00 (9,057.69)	145.29
001-000-227-000 PERMIT - MECHANICAL	7,000	337.50	14,077.47	0.00 (7,077.47)	201.11
001-000-228-000 PLANNING & ZONING	12,000	875.00	12,735.00	0.00 (735.00)	106.13
001-000-229-000 GOLF CART PERMITS	12,000	900.00	14,900.00	0.00 (2,900.00)	124.17
TOTAL LICENSES & PERMITS	465,000	27,197.66	461,280.36	0.00	3,719.64	99.20
FINES & FEES						
001-000-230-000 COURT COSTS	11,000	200.00	11,700.50	0.00 (700.50)	106.37
001-000-230-001 COURT - TF TECHNOLOGY FE	29,000	1,098.00	26,679.00	0.00	2,321.00	92.00
001-000-231-000 COURT - FINES	75,000	2,424.00	71,680.84	0.00	3,319.16	95.57
001-000-233-000 POLICE REPORT FEES	10,000	0.00	9,350.00	0.00	650.00	93.50
001-000-233-001 POLICE - CRIME STOPPERS	0 (85.00) (677.00)	0.00	677.00	0.00
TOTAL FINES & FEES	125,000	3,637.00	118,733.34	0.00	6,266.66	94.99

001-GENERAL FUND

% OF YEAR COMPLETED: 83.33

REVENUES	CURRENT BUDGET	CURRENT PERIOD	YEAR TO DATE ACTUAL	TOTAL ENCUMBERED	BUDGET BALANCE	% YTD BUDGET
GAMING						
001-000-234-001 GAMING FEES - HOLLYWOOD	1,830,000	153,328.99	1,495,228.23	0.00	334,771.77	81.71
001-000-234-002 GAMING GROSS REVENUE TAX	105,000	0.00	79,576.44	0.00	25,423.56	75.79
001-000-234-003 GAMING DEVICES	98,500	0.00	98,500.00	0.00	0.00	100.00
TOTAL GAMING	2,033,500	153,328.99	1,673,304.67	0.00	360,195.33	82.29
GRANTS						
001-000-256-002 KATRINA - PROJECT CLOSEO	0	0.00	0.00	0.00	0.00	0.00
001-000-257-002 HURRICANE NATE	25,487	0.00	25,487.00	0.00	0.00	100.00
001-000-260-000 POLICE STATE GRANT REVEN	0	0.00	3,077.00	0.00 (3,077.00)	0.00
001-000-260-001 POLICE GRANT -OVERTIME	22,000	0.00	2,016.00	0.00	19,984.00	9.16
001-000-260-002 POLICE GRANT-TRAINING RE	4,500	0.00	9,000.00	0.00 (4,500.00)	200.00
001-000-260-003 GRANT-ALCOHOL	0	0.00	430.12	0.00 (430.12)	0.00
001-000-260-004 GRANT-TRAFFIC SERVICES	0	0.00	13,454.93	0.00 (13,454.93)	0.00
001-000-260-006 GRANT-HIDTA REIMBURSEMEN	45,000	0.00	36,322.30	0.00	8,677.70	80.72
001-000-262-000 SCHOOL RESOURCE OFFICER	18,719	0.00	18,718.60	0.00	0.00	100.00
001-000-263-000 FIRE INSURANCE REBATE	50,000	0.00	0.00	0.00	50,000.00	0.00
001-000-264-000 HOMESTEAD REIMBURSEMENT	46,000	0.00	24,994.05	0.00	21,005.95	54.33
001-000-265-000 MUNICIPAL REVOLVING FUND	4,618	0.00	4,617.79	0.00	0.21	100.00
TOTAL GRANTS	216,324	0.00	138,117.79	0.00	78,205.81	63.85
DONATIONS						
001-000-286-000 DONATIONS - GENERAL FUND	0	0.00	23,010.76	0.00 (23,010.76)	0.00
TOTAL DONATIONS	0	0.00	23,010.76	0.00 (23,010.76)	0.00
INTEREST						
001-000-290-000 INTEREST INCOME	750	0.00	2,787.72	0.00 (2,037.72)	371.70
TOTAL INTEREST	750	0.00	2,787.72	0.00 (2,037.72)	371.70
OTHER						
001-000-300-000 OTHER INCOME	23,000	1,246.22	13,218.64	0.00	9,781.36	57.47
001-000-300-001 PROPERTY CLEAN-UP REVENU	0	0.00	0.00	0.00	0.00	0.00
001-000-300-302 TRANSFERS IN-1/4 MILL	32,250	0.00	32,250.00	0.00	0.00	100.00
001-000-300-303 TRANSFER IN MUN RESERVE	0	0.00	0.00	0.00	0.00	0.00
001-000-300-305 TRANSFER IN UTILTY C&M	100,000	0.00	100,000.00	0.00	0.00	100.00
001-000-313-000 COUNTY ROAD & BRIDGE	136,740	0.00	131,664.88	0.00	5,075.12	96.29
001-000-319-000 RENT-COMMUNITY HALL	70,000	0.00	40,035.00	0.00	29,965.00	57.19
001-000-319-001 RENT-OLD CITY HALL-CYPRE	16,620	0.00	9,695.00	0.00	6,925.00	58.33
001-000-319-002 RENT-DEPOT	5,325	0.00	2,640.00	0.00	2,685.00	49.58
001-000-319-003 RENT-GARDEN CLUB	5,000	0.00	0.00	0.00	5,000.00	0.00
001-000-319-004 RENT-OLD TOWN COMMUNITY	30,000 (300.00)	23,445.00	0.00	6,555.00	78.15
001-000-319-005 RENT-OTHER	100	0.00	350.00	0.00 (250.00)	350.00
001-000-319-006 RENT-OLD CITY HALL-2ND F	0	0.00	0.00	0.00	0.00	0.00
001-000-326-001 INSURANCE PROCEEDS	12,000	0.00	26,332.19	0.00 (14,332.19)	219.43
001-000-329-000 UTILITY FUND INDIRECT CO	220,000	0.00	220,000.00	0.00	0.00	100.00
001-000-329-001 HARBOR INDIRECT REVENUE	20,000	0.00	20,000.00	0.00	0.00	100.00
001-000-372-000 CREDIT CARD FEE INCOME	0	128.37	443.22	0.00 (443.22)	0.00
TOTAL OTHER	671,035	1,074.59	620,073.93	0.00	50,961.07	92.41

CITY OF BAY ST. LOUIS
REVENUE & EXPENSE REPORT (UNAUDITED)
AS OF: JULY 31ST, 2019

001-GENERAL FUND

% OF YEAR COMPLETED: 83.33

REVENUES	CURRENT BUDGET	CURRENT PERIOD	YEAR TO DATE ACTUAL	TOTAL ENCUMBERED	BUDGET BALANCE	% YTD BUDGET
<hr/>						
CAPITAL						
001-000-395-000 OTHER FUNDING SOURCES -	0	0.00	0.00	0.00	0.00	0.00
001-000-399-000 BEGINNING CASH BALANCE-G	130,000	0.00	0.00	0.00	130,000.00	0.00
001-000-399-001 BEGINNING CASH BALANCE-F	51,310	0.00	0.00	0.00	51,310.00	0.00
TOTAL CAPITAL	181,310	0.00	0.00	0.00	181,310.00	0.00
<hr/>						
TOTAL REVENUE	9,461,416	198,012.62	7,935,986.44	0.00	1,525,429.16	83.88

001-GENERAL FUND

% OF YEAR COMPLETED: 83.33

DEPARTMENTAL EXPENDITURES	CURRENT BUDGET	CURRENT PERIOD	YEAR TO DATE ACTUAL	TOTAL ENCUMBERED	BUDGET BALANCE	% YTD BUDGET
---------------------------	-------------------	-------------------	------------------------	---------------------	-------------------	-----------------

CITY COUNCIL
=====

PERSONNEL SERVICES

001-100-400-000 PAYROLL	165,895	13,707.54	134,959.54	0.00	30,935.46	81.35
001-100-401-000 OVERTIME PAYROLL EXPENSE	430	13.03	314.73	0.00	115.27	73.19
001-100-403-000 PERS	26,824	2,401.88	21,686.64	0.00	5,137.36	80.85
001-100-404-000 FICA	12,723	1,026.49	10,122.00	0.00	2,601.00	79.56
001-100-405-000 EMPLOYEE INSURANCE	48,000	4,206.13	40,977.91	0.00	7,022.09	85.37
001-100-406-000 UNEMPLOYMENT	70	4.18	52.43	0.00	17.57	74.90
001-100-407-000 WORKERS' COMPENSATION	258	0.00	257.64	0.00	0.36	99.86
TOTAL PERSONNEL SERVICES	254,200	21,359.25	208,370.89	0.00	45,829.11	81.97

CONTRACTUAL SERVICES

001-100-510-000 COMPUTER/SOFTWARE	50,000	4,165.00	52,272.85	0.00 (2,272.85)	104.55
001-100-512-000 ENGINEERING	0	0.00	0.00	0.00	0.00	0.00
001-100-513-000 EQUIPMENT RENTAL	2,121	404.04	2,238.12	0.00 (117.12)	105.52
001-100-520-000 LEGAL ADVERTISEMENTS	1,200	0.00	750.09	0.00	449.91	62.51
001-100-526-000 REPAIRS & MAINT -EQUIP &	2,552	279.96	1,517.98	220.46	813.56	68.12
001-100-530-000 TELEPHONE EXPENSE	0	0.00	0.00	0.00	0.00	0.00
001-100-531-000 UTILITIES	0	0.00	0.00	0.00	0.00	0.00
001-100-533-000 WORKSHOPS, SEMINARS, TRA	4,500	0.00	5,341.78	0.00 (841.78)	118.71
001-100-543-000 PUBLICATIONS	0	0.00	6,679.50	0.00 (6,679.50)	0.00
001-100-568-000 MEDICAL EXPENSES	50	25.00	25.00	0.00	25.00	50.00
TOTAL CONTRACTUAL SERVICES	60,423	4,874.00	68,825.32	220.46 (8,622.78)	114.27

SUPPLIES

001-100-606-000 FIDELITY BOND	350	175.00	525.00	0.00 (175.00)	150.00
001-100-612-000 OFFICE SUPPLIES	1,000	0.00	458.94	482.12	58.94	94.11
001-100-613-000 OPERATING SUPPLIES	2,000	42.00	456.05	1,068.30	475.65	76.22
TOTAL SUPPLIES	3,350	217.00	1,439.99	1,550.42	359.59	89.27

CAPITAL OUTLAY

001-100-900-000 CAPITAL EXPENSE	1,000	0.00	0.00	0.00	1,000.00	0.00
TOTAL CAPITAL OUTLAY	1,000	0.00	0.00	0.00	1,000.00	0.00

TOTAL CITY COUNCIL	318,973	26,450.25	278,636.20	1,770.88	38,565.92	87.91
--------------------	---------	-----------	------------	----------	-----------	-------

JUDICIAL

=====

PERSONNEL SERVICES

001-102-400-000 PAYROLL	93,265	7,007.00	65,130.12	0.00	28,134.88	69.83
001-102-401-000 OVERTIME PAYROLL EXPENSE	1,000	116.22	1,182.09	0.00 (182.09)	118.21
001-102-403-000 PERS	17,109	1,239.44	10,561.67	0.00	6,547.33	61.73
001-102-404-000 FICA	8,167	537.13	4,868.97	0.00	3,298.03	59.62
001-102-405-000 EMPLOYEE INSURANCE	25,744	1,681.32	18,548.79	0.00	7,195.21	72.05

001-GENERAL FUND

% OF YEAR COMPLETED: 83.33

DEPARTMENTAL EXPENDITURES	CURRENT BUDGET	CURRENT PERIOD	YEAR TO DATE ACTUAL	TOTAL ENCUMBERED	BUDGET BALANCE	% YTD BUDGET
001-102-406-000 UNEMPLOYMENT	140	8.53	92.02	0.00	47.98	65.73
001-102-407-000 WORKERS' COMPENSATION	569	0.00	569.34	0.00 (0.34)	100.06
TOTAL PERSONNEL SERVICES	145,994	10,589.64	100,953.00	0.00	45,041.00	69.15
CONTRACTUAL SERVICES						
001-102-510-000 COMPUTER/SOFTWARE	2,700	0.00	3,989.50	0.00 (1,289.50)	147.76
001-102-513-000 EQUIPMENT RENTAL	1,020	84.86	848.60	0.00	171.40	83.20
001-102-521-000 MAINTENANCE AGREEMENTS	0	0.00	0.00	0.00	0.00	0.00
001-102-526-000 REPAIRS & MAINT - EQUIP	560	24.90	403.74	0.00	156.26	72.10
001-102-533-000 WORKSHOPS, SEMINARS & TR	500	100.34	170.34	0.00	329.66	34.07
001-102-535-000 PROSECUTOR, JUDGES LEGAL	27,000	2,175.00	21,725.00	0.00	5,275.00	80.46
001-102-544-000 PRISONER FEES	60,000	4,020.00	40,026.64	0.00	19,973.36	66.71
001-102-550-000 CASH SHORT/OVER	50	0.00 (20.00)	0.00	70.00	40.00-
001-102-568-000 MEDICAL EXPENSES	100	25.00	50.00	0.00	50.00	50.00
TOTAL CONTRACTUAL SERVICES	91,930	6,430.10	67,193.82	0.00	24,736.18	73.09
SUPPLIES						
001-102-606-000 FIDELITY BONDS	100	0.00	0.00	0.00	100.00	0.00
001-102-612-000 OFFICE SUPPLIES	2,500	0.00	2,161.01	196.60	142.39	94.30
001-102-613-000 OPERATING SUPPLIES	2,700	0.00	2,546.47	78.90	74.63	97.24
001-102-615-000 UNIFORMS	0	0.00	0.00	0.00	0.00	0.00
TOTAL SUPPLIES	5,300	0.00	4,707.48	275.50	317.02	94.02
CAPITAL OUTLAY						
001-102-900-000 CAPITAL EXPENSE	15,000	0.00	0.00	269.72	14,730.28	1.80
TOTAL CAPITAL OUTLAY	15,000	0.00	0.00	269.72	14,730.28	1.80
TOTAL JUDICIAL	258,224	17,019.74	172,854.30	545.22	84,824.48	67.15
ADMINISTRATION =====						
PERSONNEL SERVICES						
001-120-400-000 PAYROLL	320,324	22,618.81	250,874.44	0.00	69,449.56	78.32
001-120-401-000 OVERTIME PAYROLL EXPENSE	2,500	8.25	1,711.40	0.00	788.60	68.46
001-120-403-000 PERS	52,053	3,974.74	39,479.74	0.00	12,573.26	75.85
001-120-404-000 FICA	24,849	1,645.33	18,509.96	0.00	6,339.04	74.49
001-120-405-000 EMPLOYEE INSURANCE	41,459	3,522.49	32,532.60	0.00	8,926.40	78.47
001-120-406-000 UNEMPLOYMENT	245	0.65	201.57	0.00	43.43	82.27
001-120-407-000 WORKERS' COMPENSATION	1,292	0.00	1,292.33	0.00 (0.33)	100.03
TOTAL PERSONNEL SERVICES	442,722	31,770.27	344,602.04	0.00	98,119.96	77.84
CONTRACTUAL SERVICES						
001-120-500-000 AUDIT FEES	57,200	9,500.00	58,000.00	0.00 (800.00)	101.40
001-120-501-000 BANK FEES	3,600	0.00	3,391.43	0.00	208.57	94.21
001-120-502-000 ELECTION EXPENSES	0	0.00	0.00	0.00	0.00	0.00
001-120-503-001 DEBT SERVICE TRF. AD VAL	129,000	3,797.75	116,116.41	0.00	12,883.59	90.01
001-120-503-002 DEBT SERVICE TRF. FIRE	50,000	0.00	50,000.00	0.00	0.00	100.00
001-120-503-003 TFR OUT MUN RESERVE FUND	250,000	0.00	150,000.00	0.00	100,000.00	60.00

001-GENERAL FUND

% OF YEAR COMPLETED: 83.33

DEPARTMENTAL EXPENDITURES	CURRENT BUDGET	CURRENT PERIOD	YEAR TO DATE ACTUAL	TOTAL ENCUMBERED	BUDGET BALANCE	% YTD BUDGET
001-120-503-006 TRANSFER OUT-LIBRARY	162,880	4,811.90	149,032.17	0.00	13,847.83	91.50
001-120-503-007 TFR OUT 1/4 MILL TAX-FIR	32,250	0.00	32,250.00	0.00	0.00	100.00
001-120-503-009 TRANSF UTIL INTERFUND	100,000	0.00	0.00	0.00	100,000.00	0.00
001-120-503-011 TRANSF MUN RESERVE INTER	0	0.00	0.00	0.00	0.00	0.00
001-120-504-001 TRF OUT ROAD & BRIDGE SK	258,000	7,527.81	232,093.75	0.00	25,906.25	89.96
001-120-504-003 TFR OUT -COUNTY R&B TAX	136,740	4,267.21	131,653.64	0.00	5,086.36	96.28
001-120-509-000 CAFETERIA PLAN ADMINISTR	0	0.00	0.00	0.00	0.00	0.00
001-120-510-000 COMPUTER/SOFTWARE	30,000	0.00	24,873.40	677.50	4,449.10	85.17
001-120-513-000 EQUIPMENT RENTAL	845	70.18	701.80	0.00	143.20	83.05
001-120-516-000 GENERAL INSURANCE	315,000	0.00	269,446.53	0.00	45,553.47	85.54
001-120-520-000 LEGAL ADVERTISEMENTS	7,200	550.00	3,568.54	780.63	2,850.83	60.41
001-120-520-005 RECODIFICATION	9,000	0.00	2,280.21	0.00	6,719.79	25.34
001-120-521-000 MAINTENANCE AGREEMENTS	345	39.02	340.57	0.00	4.43	98.72
001-120-521-001 PAYLOCITY SERVICE FEES	26,000	4,041.06	13,006.22	0.00	12,993.78	50.02
001-120-523-000 MS MUNICIPAL LEAGUE	3,078	0.00	3,078.00	0.00	0.00	100.00
001-120-526-000 REPAIRS & MAINT - EQUIPM	0	0.00	0.00	0.00	0.00	0.00
001-120-528-000 REPAIRS & MAINT - VEHICL	500	0.00	0.00	0.00	500.00	0.00
001-120-530-000 TELEPHONE EXPENSE	62,000	5,257.86	51,365.28	0.00	10,634.72	82.85
001-120-533-000 WORKSHOPS, SEMINARS, TRA	5,000	0.00	4,037.49	0.00	962.51	80.75
001-120-538-000 MEMBERSHIP DUES	500	0.00	0.00	0.00	500.00	0.00
001-120-539-000 DEPRECIATION EXPENSE	0	0.00	0.00	0.00	0.00	0.00
001-120-542-000 OPERATING EXPENSE	13,360	540.00	14,431.02	0.00 (1,071.02)	108.02
001-120-543-000 PUBLICATIONS	400	0.00	0.00	0.00	400.00	0.00
001-120-544-000 LEGAL SERVICES	160,000	9,312.65	116,767.95	0.00	43,232.05	72.98
001-120-544-001 LEGAL SERVICES-RETAINER	0	0.00	0.00	0.00	0.00	0.00
001-120-546-000 SETTLEMENTS	118,500	0.00	117,858.00	0.00	642.00	99.46
001-120-550-001 CASH - LONG/SHORT	0	0.00	0.00	0.00	0.00	0.00
001-120-560-001 SUPPORT - SENIOR CITIZEN	2,400	200.00	2,000.00	0.00	400.00	83.33
001-120-560-002 SUPPORT - TOURISM	22,500	3,542.00	18,958.00	0.00	3,542.00	84.26
001-120-560-004 SUPPORT - GRPC	4,391	0.00	4,391.00	0.00	0.00	100.00
001-120-560-005 SUPPORT - OTHER	2	0.00	2.00	0.00	0.00	100.00
001-120-568-000 MEDICAL EXPENSES	50	12.50	12.50	0.00	37.50	25.00
TOTAL CONTRACTUAL SERVICES	1,960,741	53,469.94	1,569,655.91	1,458.13	389,626.96	80.13
SUPPLIES						
001-120-606-000 FIDELITY BOND	5,534	0.00	6,565.99	0.00 (1,031.99)	118.65
001-120-612-000 OFFICE SUPPLIES	5,000	381.37	1,093.69	369.72	3,536.59	29.27
001-120-613-000 OPERATING SUPPLIES	1,500	632.35	1,160.05	57.00	282.95	81.14
001-120-614-000 POSTAGE	7,000	500.00	5,100.00	0.00	1,900.00	72.86
001-120-616-000 FUEL EXPENSE	1,000	0.00	630.20	0.00	369.80	63.02
TOTAL SUPPLIES	20,034	1,513.72	14,549.93	426.72	5,057.35	74.76
CAPITAL OUTLAY						
001-120-900-000 CAPITAL EXPENSE	10,000	0.00	1,490.91	0.00	8,509.09	14.91
001-120-905-200 TRANSFER OUT DEBT SERV	6,116	0.00	6,116.00	0.00	0.00	100.00
TOTAL CAPITAL OUTLAY	16,116	0.00	7,606.91	0.00	8,509.09	47.20
TOTAL ADMINISTRATION	2,439,613	86,753.93	1,936,414.79	1,884.85	501,313.36	79.45

001-GENERAL FUND

% OF YEAR COMPLETED: 83.33

DEPARTMENTAL EXPENDITURES	CURRENT BUDGET	CURRENT PERIOD	YEAR TO DATE ACTUAL	TOTAL ENCUMBERED	BUDGET BALANCE	% YTD BUDGET
BUILDING DEPARTMENT						
=====						
PERSONNEL SERVICES						
001-150-400-000 PAYROLL	204,820	15,785.39	165,171.75	0.00	39,648.25	80.64
001-150-401-000 OVERTIME PAYROLL EXPENSE	5,000	440.44	4,115.63	0.00	884.37	82.31
001-150-403-000 PERS	32,982	2,823.30	26,917.10	0.00	6,064.90	81.61
001-150-404-000 FICA	15,745	1,216.60	12,698.24	0.00	3,046.76	80.65
001-150-405-000 EMPLOYEE INSURANCE	33,430	2,799.12	27,276.89	0.00	6,153.11	81.59
001-150-406-000 UNEMPLOYMENT	175	0.00	174.94	0.00	0.06	99.97
001-150-407-000 WORKERS' COMPENSATION	8,267	0.00	8,266.98	0.00	0.02	100.00
TOTAL PERSONNEL SERVICES	300,419	23,064.85	244,621.53	0.00	55,797.47	81.43
CONTRACTUAL SERVICES						
001-150-510-000 COMPUTER/SOFTWARE	2,200	1,137.65	4,910.27	95.00 (2,805.27)	227.51
001-150-512-000 ENGINEERING	0	0.00	0.00	0.00	0.00	0.00
001-150-513-000 EQUIPMENT RENTAL	1,020	84.86	848.60	0.00	171.40	83.20
001-150-520-000 LEGAL ADVERTISEMENTS	1,600	0.00	106.32	117.24	1,376.44	13.97
001-150-521-000 MAINTENANCE AGREEMENTS	4,900	24.90	403.73	0.00	4,496.27	8.24
001-150-524-001 PLANNING & ZONING	1,000	93.34	1,039.34	0.00 (39.34)	103.93
001-150-528-000 REPAIRS & MAINT - VEHICL	900	0.00	113.58	0.00	786.42	12.62
001-150-530-000 TELEPHONE EXPENSE	821	68.38	683.80	0.00	137.20	83.29
001-150-533-000 WORKSHOPS, SEMINARS & TR	2,000	145.24	145.24	0.00	1,854.76	7.26
001-150-538-000 MEMBERSHIP DUES	1,500	75.00	210.00	0.00	1,290.00	14.00
001-150-542-000 OPERATING EXPENSES	2,500	0.00	2,230.00	87.25	182.75	92.69
001-150-543-000 PUBLICATIONS	500	0.00	199.50	0.00	300.50	39.90
001-150-568-000 MEDICAL EXPENSES	50	0.00	0.00	0.00	50.00	0.00
TOTAL CONTRACTUAL SERVICES	18,991	1,629.37	10,890.38	299.49	7,801.13	58.92
SUPPLIES						
001-150-612-000 OFFICE SUPPLIES	2,800	56.81	1,498.10	0.00	1,301.90	53.50
001-150-613-000 OPERATING SUPPLIES	4,000	0.00	407.69	579.05	3,013.26	24.67
001-150-614-000 POSTAGE	2,000	0.00	0.00	0.00	2,000.00	0.00
001-150-615-000 UNIFORMS	0	0.00	0.00	0.00	0.00	0.00
001-150-616-000 FUEL EXPENSE	5,000	416.67	4,166.66	0.00	833.34	83.33
TOTAL SUPPLIES	13,800	473.48	6,072.45	579.05	7,148.50	48.20
CAPITAL OUTLAY						
001-150-900-000 CAPITAL EXPENSE	4,100	0.00	4,077.76	1,550.00 (1,527.76)	137.26
TOTAL CAPITAL OUTLAY	4,100	0.00	4,077.76	1,550.00 (1,527.76)	137.26
<hr/>						
TOTAL BUILDING DEPARTMENT	337,310	25,167.70	265,662.12	2,428.54	69,219.34	79.48

001-GENERAL FUND

% OF YEAR COMPLETED: 83.33

DEPARTMENTAL EXPENDITURES	CURRENT BUDGET	CURRENT PERIOD	YEAR TO DATE ACTUAL	TOTAL ENCUMBERED	BUDGET BALANCE	% YTD BUDGET
POLICE =====						
PERSONNEL SERVICES						
001-200-400-000 PAYROLL	1,225,000	86,665.26	898,322.10	0.00	326,677.90	73.33
001-200-401-000 OVERTIME PAYROLL EXPENSE	40,000	6,679.25	61,590.58	0.00 (21,590.58)	153.98
001-200-401-001 OVERTIME-GRANT REIMB	22,000	0.00	11,249.18	0.00	10,750.82	51.13
001-200-403-000 PERS	218,987	16,241.94	152,964.83	0.00	66,022.17	69.85
001-200-404-000 FICA	104,539	7,021.07	72,608.28	0.00	31,930.72	69.46
001-200-405-000 EMPLOYEE INSURANCE	187,267	12,383.90	132,919.73	0.00	54,347.27	70.98
001-200-406-000 UNEMPLOYMENT	1,260	43.71	1,255.40	0.00	4.60	99.63
001-200-407-000 WORKERS' COMPENSATION	53,789	0.00	53,788.64	0.00	0.36	100.00
TOTAL PERSONNEL SERVICES	1,852,842	129,035.13	1,384,698.74	0.00	468,143.26	74.73
CONTRACTUAL SERVICES						
001-200-500-000 AUDIT FEES-DOJ	0	0.00	0.00	0.00	0.00	0.00
001-200-510-000 COMPUTER SOFTWARE	12,000	0.00	10,228.56	0.00	1,771.44	85.24
001-200-512-000 ENGINEERING	0	0.00	4,900.75	0.00 (4,900.75)	0.00
001-200-516-000 GENERAL INSURANCE	0	0.00	0.00	0.00	0.00	0.00
001-200-521-000 MAINTENANCE AGREEMENTS	13,000	278.12	3,220.79	0.00	9,779.21	24.78
001-200-526-000 REPAIRS & MAINT - EQUIPM	0	0.00	0.00	0.00	0.00	0.00
001-200-528-000 REPAIRS & MAINT - VEHICL	45,000	3,737.34	26,326.06	11,967.40	6,706.54	85.10
001-200-533-000 WORKSHOPS, SEMINARS, TRA	5,000	95.00	5,169.21	92.00 (261.21)	105.22
001-200-538-000 MEMBERSHIP DUES	500	0.00	225.00	0.00	275.00	45.00
001-200-542-000 OPERATING EXPENSES	8,100	1,322.05	8,147.11	2,076.09 (2,123.20)	126.21
001-200-561-000 TRAINING	12,000	0.00	7,200.00	8,740.00 (3,940.00)	132.83
001-200-568-000 MEDICAL EXPENSES	2,000	125.00	925.00	1,231.00 (156.00)	107.80
001-200-576-000 911 DISPATCHING SERVICE	0	0.00	0.00	0.00	0.00	0.00
TOTAL CONTRACTUAL SERVICES	97,600	5,557.51	66,342.48	24,106.49	7,151.03	92.67
SUPPLIES						
001-200-600-000 AMMUNITION	2,000	0.00	0.00	1,068.00	932.00	53.40
001-200-606-000 FIDELITY BOND	400	0.00	350.00	0.00	50.00	87.50
001-200-608-000 FORFEITED ASSETS EXPENDE	0	0.00	0.00	0.00	0.00	0.00
001-200-608-001 DOJ EXPENDITURES	0	0.00	0.00	0.00	0.00	0.00
001-200-612-000 OFFICE SUPPLIES	4,000	205.10	219.44	0.00	3,780.56	5.49
001-200-613-000 OPERATING SUPPLIES	1,000	0.00	161.14	363.21	475.65	52.44
001-200-615-000 UNIFORMS	10,000	0.00	6,385.36	2,236.64	1,378.00	86.22
001-200-616-000 FUEL EXPENSE	60,000	3,776.64	47,620.24	0.00	12,379.76	79.37
001-200-620-000 CRIME PREVENTION SUPPLIE	2,000	0.00	481.50	675.00	843.50	57.83
001-200-699-000 HURRICANE PREP SUPPLIES	0	0.00	0.00	0.00	0.00	0.00
TOTAL SUPPLIES	79,400	3,981.74	55,217.68	4,342.85	19,839.47	75.01
CAPITAL OUTLAY						
001-200-900-000 CAPITAL EXPENSE	5,000	0.00	0.00	26,180.00 (21,180.00)	523.60
001-200-900-001 CAPITAL EXPENSE-DOJ EXP	0	0.00	0.00	0.00	0.00	0.00
001-200-901-000 POLICE REIMBURSEABLES	0	0.00	0.00	0.00	0.00	0.00
001-200-905-200 TRANSFER OUT DEBT SERV	118,819	0.00	118,819.00	0.00	0.00	100.00
TOTAL CAPITAL OUTLAY	123,819	0.00	118,819.00	26,180.00 (21,180.00)	117.11

001-GENERAL FUND

% OF YEAR COMPLETED: 83.33

DEPARTMENTAL EXPENDITURES	CURRENT BUDGET	CURRENT PERIOD	YEAR TO DATE ACTUAL	TOTAL ENCUMBERED	BUDGET BALANCE	% YTD BUDGET
TOTAL POLICE	2,153,661	138,574.38	1,625,077.90	54,629.34	473,953.76	77.99
FIRE =====						
PERSONNEL SERVICES						
001-260-400-000 PAYROLL	682,105	60,330.65	556,916.83	0.00	125,188.17	81.65
001-260-401-000 OVERTIME PAYROLL EXPENSE	91,503	12,417.78	89,410.39	0.00	2,092.61	97.71
001-260-403-000 PERS	121,950	12,646.93	102,985.67	0.00	18,964.33	84.45
001-260-404-000 FICA	58,216	5,325.01	47,189.72	0.00	11,026.28	81.06
001-260-405-000 EMPLOYEE INSURANCE	117,349	10,087.92	99,634.22	0.00	17,714.78	84.90
001-260-406-000 UNEMPLOYMENT	770	16.61	764.85	0.00	5.15	99.33
001-260-407-000 WORKERS' COMPENSATION	54,754	0.00	54,753.63	0.00	0.37	100.00
TOTAL PERSONNEL SERVICES	1,126,647	100,824.90	951,655.31	0.00	174,991.69	84.47
CONTRACTUAL SERVICES						
001-260-510-000 COMPUTER/SOFTWARE	1,500	0.00	1,132.40	255.00	112.60	92.49
001-260-513-000 EQUIPMENT RENTAL	2,400	0.00	0.00	0.00	2,400.00	0.00
001-260-516-000 GENERAL INSURANCE - VFIS	0	13,103.00	13,103.00	0.00 (13,103.00)	0.00
001-260-521-000 MAINTENANCE AGREEMENTS	14,000	26.03	3,484.36	2,875.00	7,640.64	45.42
001-260-526-000 REPAIRS & MAINT - EQUIPM	7,000	1,288.75	4,929.44	274.86	1,795.70	74.35
001-260-527-000 REPAIRS & MAINT - PROPER	12,361	0.00	2,529.95	4,849.29	4,981.76	59.70
001-260-528-000 REPAIRS & MAINT - VEHICL	30,000	7,028.78	24,964.16	6,273.72 (1,237.88)	104.13
001-260-530-000 TELEPHONE EXPENSE	0	0.00	0.00	0.00	0.00	0.00
001-260-533-000 WORKSHOPS, SEMINARS, TRA	5,000	561.55	2,623.95	0.00	2,376.05	52.48
001-260-542-000 OPERATING EXPENSE	2,500	0.00	587.00	11,329.95 (9,416.95)	476.68
001-260-561-000 TRAINING	10,000	0.00	4,655.00	1,000.00	4,345.00	56.55
001-260-561-001 TRAINING-1/4 MILL	0	0.00	0.00	0.00	0.00	0.00
001-260-568-000 MEDICAL EXPENSES	2,000	25.00	1,323.00	130.00	547.00	72.65
TOTAL CONTRACTUAL SERVICES	86,761	22,033.11	59,332.26	26,987.82	440.92	99.49
SUPPLIES						
001-260-612-000 OFFICE SUPPLIES	1,000	0.00	76.68	0.00	923.32	7.67
001-260-613-000 OPERATING SUPPLIES	3,000	0.00	607.74	2,095.04	297.22	90.09
001-260-615-000 UNIFORMS	6,000	0.00	4,379.05	586.00	1,034.95	82.75
001-260-615-001 UNIFORM-1/4 MILL	0	0.00	0.00	0.00	0.00	0.00
001-260-616-000 FUEL EXPENSE	10,000	796.80	7,920.86	0.00	2,079.14	79.21
001-260-699-000 HURRICANE PREP SUPPLIES	0	0.00	0.00	0.00	0.00	0.00
TOTAL SUPPLIES	20,000	796.80	12,984.33	2,681.04	4,334.63	78.33
CAPITAL OUTLAY						
001-260-900-000 CAPITAL EXPENSE	0	0.00	0.00	0.00	0.00	0.00
001-260-900-001 CAPITAL EXPENSE-1/4 MIL	44,087	0.00	42,337.00	0.00	1,750.00	96.03
001-260-905-200 TRANSFER OUT DEBT SERV	73,801	0.00	73,801.00	0.00	0.00	100.00
TOTAL CAPITAL OUTLAY	117,888	0.00	116,138.00	0.00	1,750.00	98.52
TOTAL FIRE	1,351,296	123,654.81	1,140,109.90	29,668.86	181,517.24	86.57

001-GENERAL FUND

% OF YEAR COMPLETED: 83.33

DEPARTMENTAL EXPENDITURES	CURRENT BUDGET	CURRENT PERIOD	YEAR TO DATE ACTUAL	TOTAL ENCUMBERED	BUDGET BALANCE	% YTD BUDGET
STREETS & PUBLIC WORKS =====						
PERSONNEL SERVICES						
001-300-400-000 PAYROLL	692,227	48,258.86	502,932.88	0.00	189,294.12	72.65
001-300-401-000 OVERTIME PAYROLL EXPENSE	20,000	371.07	11,740.24	0.00	8,259.76	58.70
001-300-403-000 PERS	124,438	8,451.47	81,299.20	0.00	43,138.80	65.33
001-300-404-000 FICA	59,687	3,595.61	38,443.84	0.00	21,243.16	64.41
001-300-405-000 EMPLOYEE INSURANCE	150,000	11,784.96	106,731.44	0.00	43,268.56	71.15
001-300-406-000 UNEMPLOYMENT	988	65.44	1,069.96	0.00 (81.96)	108.30
001-300-407-000 WORKERS' COMPENSATION	41,275	0.00	41,274.70	0.00	0.30	100.00
TOTAL PERSONNEL SERVICES	1,088,615	72,527.41	783,492.26	0.00	305,122.74	71.97
CONTRACTUAL SERVICES						
001-300-510-000 COMPUTER/SOFTWARE	3,500	25.00	2,651.71	147.50	700.79	79.98
001-300-512-000 ENGINEERING	21,000	2,350.00	17,949.87	0.00	3,050.13	85.48
001-300-513-000 EQUIPMENT RENTAL	4,000	70.18	759.00	105.00	3,136.00	21.60
001-300-516-000 GENERAL INSURANCE	7,000	0.00	7,000.00	0.00	0.00	100.00
001-300-521-000 MAINTENANCE AGREEMENTS	15,500	2,755.03	12,742.40	0.00	2,757.60	82.21
001-300-521-001 MAINTENANCE--LIGHTING CO	44,000	0.00	0.00	0.00	44,000.00	0.00
001-300-524-000 BLIGHTED PROPERTY PROJEC	20,000	0.00	2.50	0.00	19,997.50	0.01
001-300-526-000 REPAIRS & MAINT - EQUIPM	50,000	2,511.48	47,761.10	12,126.10 (9,887.20)	119.77
001-300-527-000 REPAIRS & MAINT - PROPER	80,000	10,169.01	62,947.61	20,790.06 (3,737.67)	104.67
001-300-527-001 SPORTS COMPLEX EXPENSE	9,000	65.43	8,727.18	701.19 (428.37)	104.76
001-300-528-000 REPAIRS & MAINT - VEHICL	12,000	1,061.34	11,791.69	2,271.44 (2,063.13)	117.19
001-300-529-000 STREET LIGHTS	316,000	32,639.03	330,774.36	1,590.39 (16,364.75)	105.18
001-300-530-000 TELEPHONE EXPENSE	1,900	126.62	1,566.41	0.00	333.59	82.44
001-300-531-000 UTILITIES	200,000	21,266.10	175,393.34	0.00	24,606.66	87.70
001-300-533-000 WORKSHOPS, SEMINARS, TRA	1,500	0.00	0.00	0.00	1,500.00	0.00
001-300-541-000 GARBAGE EXPENSE	2,200	0.00	0.00	0.00	2,200.00	0.00
001-300-542-000 OPERATING EXPENSES	25,500	3,396.71	17,853.64	4,466.01	3,180.35	87.53
001-300-549-000 JANITORIAL SUPPLIES	10,000	557.92	6,594.47	1,196.65	2,208.88	77.91
001-300-550-000 GRASS CUTTING	328,017	68,580.87	109,693.31	2,998.57	215,325.12	34.36
001-300-568-000 MEDICAL EXPENSES	1,000	110.00	1,085.00	0.00 (85.00)	108.50
TOTAL CONTRACTUAL SERVICES	1,152,117	145,684.72	815,293.59	46,392.91	290,430.50	74.79
SUPPLIES						
001-300-610-000 DRAINAGE MATERIALS	5,000	9,727.01	9,788.76	0.00 (4,788.76)	195.78
001-300-611-000 STREET MATERIALS	20,000	748.40	17,021.07	4,881.85 (1,902.92)	109.51
001-300-612-000 OFFICE SUPPLIES	1,000	0.00	403.68	304.56	291.76	70.82
001-300-613-000 OPERATING SUPPLIES	10,500	97.12	1,158.54	226.54	9,114.92	13.19
001-300-615-000 UNIFORMS	18,200	993.18	14,268.98	0.00	3,931.02	78.40
001-300-616-000 FUEL EXPENSE	60,000	1,179.17	37,788.56	0.00	22,211.44	62.98
001-300-621-000 LIGHTING MATERIALS	5,000	0.00	0.00	0.00	5,000.00	0.00
001-300-622-000 GRASSCUTTING MATERIALS	10,000	0.00	4,483.62	1,512.42	4,003.96	59.96
001-300-623-000 BEAUTIFICATION MATERIALS	5,000	0.00	0.00	0.00	5,000.00	0.00
001-300-625-000 PARKS MATERIALS	5,000	0.00	0.00	264.00	4,736.00	5.28
001-300-699-000 HURRICANE PREP SUPPLIES	0	0.00	0.00	2,148.60 (2,148.60)	0.00
TOTAL SUPPLIES	139,700	12,744.88	84,913.21	9,337.97	45,448.82	67.47

001-GENERAL FUND

% OF YEAR COMPLETED: 83.33

DEPARTMENTAL EXPENDITURES	CURRENT BUDGET	CURRENT PERIOD	YEAR TO DATE ACTUAL	TOTAL ENCUMBERED	BUDGET BALANCE	% YTD BUDGET
<hr/>						
CAPITAL OUTLAY						
001-300-900-000 CAPITAL EXPENSE	21,000	0.00	29,639.43	14,830.00 (23,469.43)	211.76
001-300-905-200 TRANSFER OUT DEBT SERV	18,152	0.00	18,152.00	0.00	0.00	100.00
001-300-912-000 CAPITAL OUTLAY-STREETS	0	0.00	0.00	8,400.00 (8,400.00)	0.00
TOTAL CAPITAL OUTLAY	39,152	0.00	47,791.43	23,230.00 (31,869.43)	181.40
<hr/>						
TOTAL STREETS & PUBLIC WORKS	2,419,584	230,957.01	1,731,490.49	78,960.88	609,132.63	74.82
<hr/>						
TRANSFERS OUT =====						
CAPITAL OUTLAY						
001-900-900-001 TRANSFERS OUT	0	0.00	0.00	0.00	0.00	0.00
TOTAL CAPITAL OUTLAY	0	0.00	0.00	0.00	0.00	0.00
<hr/>						
TRANSFERS & OTHER						
001-900-951-000 ENDING CASH BAL-GEN FUND	130,000	0.00	0.00	0.00	130,000.00	0.00
001-900-951-001 ENDING CASH BAL-FIRE BAN	51,310	0.00	0.00	0.00	51,310.00	0.00
TOTAL TRANSFERS & OTHER	181,310	0.00	0.00	0.00	181,310.00	0.00
<hr/>						
TOTAL TRANSFERS OUT	181,310	0.00	0.00	0.00	181,310.00	0.00
<hr/>						
TOTAL EXPENDITURES	9,459,971	648,577.82	7,150,245.70	169,888.57	2,139,836.73	77.38
<hr/>						
REVENUE OVER/(UNDER) EXPENDITURES	1,445 (450,565.20)	785,740.74 (169,888.57) (614,407.57)	2,631.33

005-MUNICIPAL RESERVE FUND
FINANCIAL SUMMARY

% OF YEAR COMPLETED: 83.33

	CURRENT BUDGET	CURRENT PERIOD	YEAR TO DATE ACTUAL	TOTAL ENCUMBERED	BUDGET BALANCE	% YTD BUDGET
REVENUE SUMMARY						
TAXES	0	0.00	0.00	0.00	0.00	0.00
GRANTS	605,055	0.00	462,562.01	0.00	142,492.99	76.45
INTEREST	500	0.00	244.87	0.00	255.13	48.97
OTHER	250,000	0.00	220,394.03	0.00	29,605.97	88.16
CAPITAL	168,000	0.00	0.00	0.00	168,000.00	0.00
TOTAL REVENUES	1,023,555	0.00	683,200.91	0.00	340,354.09	66.75
EXPENDITURE SUMMARY						
MUNI RESERVE EXPENSE						
CONTRACTUAL SERVICES	0	0.00	0.00	0.00	0.00	0.00
SUPPLIES	0	0.00	0.00	0.00	0.00	0.00
CAPITAL OUTLAY	65,000	18,098.95	18,098.95	48,566.27 (1,665.22)	102.56
TOTAL MUNI RESERVE EXPENSE	65,000	18,098.95	18,098.95	48,566.27 (1,665.22)	102.56
MUNI RESERVE EXPENSE						
CAPITAL OUTLAY	505,055	0.00	505,054.90	0.00	0.10	100.00
TRANSFERS & OTHER	353,500	0.00	0.00	0.00	353,500.00	0.00
TOTAL MUNI RESERVE EXPENSE	858,555	0.00	505,054.90	0.00	353,500.10	58.83
TOTAL EXPENDITURES	923,555	18,098.95	523,153.85	48,566.27	351,834.88	61.90
REVENUE OVER/(UNDER) EXPENDITURES	100,000 (18,098.95)	160,047.06 (48,566.27) (11,480.79)	111.48

005-MUNICIPAL RESERVE FUND

% OF YEAR COMPLETED: 83.33

REVENUES	CURRENT BUDGET	CURRENT PERIOD	YEAR TO DATE ACTUAL	TOTAL ENCUMBERED	BUDGET BALANCE	% YTD BUDGET
TAXES						
005-000-201-003 RESERVE FUND AD VALOREM	0	0.00	0.00	0.00	0.00	0.00
TOTAL TAXES	0	0.00	0.00	0.00	0.00	0.00
GRANTS						
005-000-257-013 GRANT REVENUE-OST PROJEC	100,000	0.00	0.00	0.00	100,000.00	0.00
005-000-257-014 GRANT REVENUE-MDOT-90 ME	353,750	0.00	353,677.95	0.00	72.05	99.98
005-000-257-015 GRANT REVENUE_SAFE ROUTE	151,305	0.00	108,884.06	0.00	42,420.94	71.96
TOTAL GRANTS	605,055	0.00	462,562.01	0.00	142,492.99	76.45
INTEREST						
005-000-290-000 INTEREST INCOME	500	0.00	244.87	0.00	255.13	48.97
TOTAL INTEREST	500	0.00	244.87	0.00	255.13	48.97
OTHER						
005-000-300-000 OTHER INCOME	0	0.00	70,394.03	0.00 (70,394.03)	0.00
005-000-300-302 TRANSFER IN-TAXES	0	0.00	0.00	0.00	0.00	0.00
005-000-300-303 TRANSFER IN-GEN FUND OPE	250,000	0.00	150,000.00	0.00	100,000.00	60.00
005-000-300-304 TRANSFER IN - DEBT SERVI	0	0.00	0.00	0.00	0.00	0.00
TOTAL OTHER	250,000	0.00	220,394.03	0.00	29,605.97	88.16
CAPITAL						
005-000-399-000 BEGINNING CASH BALANCE	168,000	0.00	0.00	0.00	168,000.00	0.00
TOTAL CAPITAL	168,000	0.00	0.00	0.00	168,000.00	0.00
TOTAL REVENUE	1,023,555	0.00	683,200.91	0.00	340,354.09	66.75

005-MUNICIPAL RESERVE FUND

% OF YEAR COMPLETED: 83.33

DEPARTMENTAL EXPENDITURES	CURRENT BUDGET	CURRENT PERIOD	YEAR TO DATE ACTUAL	TOTAL ENCUMBERED	BUDGET BALANCE	% YTD BUDGET
<hr/>						
MUNI RESERVE EXPENSE =====						
CONTRACTUAL SERVICES						
005-100-543-000 PUBLICATIONS	0	0.00	0.00	0.00	0.00	0.00
005-100-546-000 SETTLEMENTS	0	0.00	0.00	0.00	0.00	0.00
TOTAL CONTRACTUAL SERVICES	0	0.00	0.00	0.00	0.00	0.00
SUPPLIES						
005-100-611-000 STREET MATERIALS	0	0.00	0.00	0.00	0.00	0.00
TOTAL SUPPLIES	0	0.00	0.00	0.00	0.00	0.00
CAPITAL OUTLAY						
005-100-900-000 CAPITAL EXPENSE	65,000	18,098.95	18,098.95	48,566.27 (1,665.22)	102.56
TOTAL CAPITAL OUTLAY	65,000	18,098.95	18,098.95	48,566.27 (1,665.22)	102.56
<hr/>						
TOTAL MUNI RESERVE EXPENSE	65,000	18,098.95	18,098.95	48,566.27 (1,665.22)	102.56
<hr/>						
MUNI RESERVE EXPENSE =====						
CAPITAL OUTLAY						
005-900-900-001 TRANSFERS OUT	0	0.00	0.00	0.00	0.00	0.00
005-900-905-001 OLD SPANISH TRAIL PROJEC	0	0.00	0.00	0.00	0.00	0.00
005-900-905-002 MDOT HWY 90 MEDIAN PROJE	353,750	0.00	353,749.96	0.00	0.04	100.00
005-900-905-003 SAFE ROUTES TO SCHOOLS	151,305	0.00	151,304.94	0.00	0.06	100.00
TOTAL CAPITAL OUTLAY	505,055	0.00	505,054.90	0.00	0.10	100.00
TRANSFERS & OTHER						
005-900-951-000 ENDING CASH BALANCE	353,500	0.00	0.00	0.00	353,500.00	0.00
TOTAL TRANSFERS & OTHER	353,500	0.00	0.00	0.00	353,500.00	0.00
<hr/>						
TOTAL MUNI RESERVE EXPENSE	858,555	0.00	505,054.90	0.00	353,500.10	58.83
<hr/>						
TOTAL EXPENDITURES	923,555	18,098.95	523,153.85	48,566.27	351,834.88	61.90
REVENUE OVER/ (UNDER) EXPENDITURES	100,000 (18,098.95)	160,047.06 (48,566.27) (11,480.79)	111.48

020-NARCOTICS TASK FORCE
FINANCIAL SUMMARY

% OF YEAR COMPLETED: 83.33

	CURRENT BUDGET	CURRENT PERIOD	YEAR TO DATE ACTUAL	TOTAL ENCUMBERED	BUDGET BALANCE	% YTD BUDGET
REVENUE SUMMARY						
INTEREST	0	0.00	7.89	0.00 (7.89)	0.00
OTHER	0	0.00	0.00	0.00	0.00	0.00
CAPITAL	0	0.00	0.00	0.00	0.00	0.00
TOTAL REVENUES	0	0.00	7.89	0.00 (7.89)	0.00
EXPENDITURE SUMMARY						
POLICE						
CONTRACTUAL SERVICES	0	0.00	0.00	5.85 (5.85)	0.00
SUPPLIES	0	0.00	0.00	0.00	0.00	0.00
CAPITAL OUTLAY	0	0.00	0.00	0.00	0.00	0.00
TOTAL POLICE	0	0.00	0.00	5.85 (5.85)	0.00
TOTAL EXPENDITURES	0	0.00	0.00	5.85 (5.85)	0.00
REVENUE OVER/(UNDER) EXPENDITURES	0	0.00	7.89 (5.85) (2.04)	0.00

020-NARCOTICS TASK FORCE

% OF YEAR COMPLETED: 83.33

REVENUES	CURRENT BUDGET	CURRENT PERIOD	YEAR TO DATE ACTUAL	TOTAL ENCUMBERED	BUDGET BALANCE	% YTD BUDGET
<hr/>						
INTEREST						
020-000-290-000 INTEREST INCOME	0	0.00	7.89	0.00 (7.89)	0.00
020-000-290-001 BANK INTEREST INCOME	0	0.00	0.00	0.00	0.00	0.00
TOTAL INTEREST	0	0.00	7.89	0.00 (7.89)	0.00
OTHER						
020-000-322-000 NARCOTICS REVENUE	0	0.00	0.00	0.00	0.00	0.00
TOTAL OTHER	0	0.00	0.00	0.00	0.00	0.00
CAPITAL						
020-000-399-000 BEGINNING CASH BALANCE	0	0.00	0.00	0.00	0.00	0.00
TOTAL CAPITAL	0	0.00	0.00	0.00	0.00	0.00
<hr/>						
TOTAL REVENUE	0	0.00	7.89	0.00 (7.89)	0.00

020-NARCOTICS TASK FORCE

% OF YEAR COMPLETED: 83.33

DEPARTMENTAL EXPENDITURES	CURRENT BUDGET	CURRENT PERIOD	YEAR TO DATE ACTUAL	TOTAL ENCUMBERED	BUDGET BALANCE	% YTD BUDGET
POLICE =====						
CONTRACTUAL SERVICES						
020-200-542-000 OPERATING EXPENSE	0	0.00	0.00	5.85 (5.85)	0.00
TOTAL CONTRACTUAL SERVICES	0	0.00	0.00	5.85 (5.85)	0.00
SUPPLIES						
020-200-612-000 OFFICE SUPPLIES	0	0.00	0.00	0.00	0.00	0.00
TOTAL SUPPLIES	0	0.00	0.00	0.00	0.00	0.00
CAPITAL OUTLAY						
020-200-900-000 CAPITAL EXPENSE	0	0.00	0.00	0.00	0.00	0.00
TOTAL CAPITAL OUTLAY	0	0.00	0.00	0.00	0.00	0.00
TOTAL POLICE	0	0.00	0.00	5.85 (5.85)	0.00
TOTAL EXPENDITURES	0	0.00	0.00	5.85 (5.85)	0.00
REVENUE OVER/ (UNDER) EXPENDITURES	0	0.00	7.89 (5.85) (2.04)	0.00

200-DEBT SERVICE FUND
FINANCIAL SUMMARY

% OF YEAR COMPLETED: 83.33

	CURRENT BUDGET	CURRENT PERIOD	YEAR TO DATE ACTUAL	TOTAL ENCUMBERED	BUDGET BALANCE	% YTD BUDGET
REVENUE SUMMARY						
TAXES	0	0.00	0.00	0.00	0.00	0.00
INTEREST	100	0.00	77.06	0.00	22.94	77.06
OTHER	486,171	2,518.38	468,885.04	0.00	17,285.96	96.44
CAPITAL	90,000	0.00	0.00	0.00	90,000.00	0.00
TOTAL REVENUES	576,271	2,518.38	468,962.10	0.00	107,308.90	81.38
EXPENDITURE SUMMARY						
DEBT SERVICE						
DEBT SERVICE	469,478	37,995.58	440,629.24	0.00	28,848.76	93.86
CAPITAL OUTLAY	0	0.00	0.00	0.00	0.00	0.00
TRANSFERS & OTHER	90,000	0.00	0.00	0.00	90,000.00	0.00
TOTAL DEBT SERVICE	559,478	37,995.58	440,629.24	0.00	118,848.76	78.76
TOTAL EXPENDITURES	559,478	37,995.58	440,629.24	0.00	118,848.76	78.76
REVENUE OVER/ (UNDER) EXPENDITURES	16,793 (35,477.20)	28,332.86	0.00 (11,539.86)	168.72

200-DEBT SERVICE FUND

% OF YEAR COMPLETED: 83.33

REVENUES	CURRENT BUDGET	CURRENT PERIOD	YEAR TO DATE ACTUAL	TOTAL ENCUMBERED	BUDGET BALANCE	% YTD BUDGET
TAXES						
200-000-201-004 DEBT SERVICE AD VALOREM	0	0.00	0.00	0.00	0.00	0.00
TOTAL TAXES	0	0.00	0.00	0.00	0.00	0.00
INTEREST						
200-000-291-000 INTEREST INCOME	100	0.00	77.06	0.00	22.94	77.06
TOTAL INTEREST	100	0.00	77.06	0.00	22.94	77.06
OTHER						
200-000-300-001 AD VALOREM	129,000	2,518.38	114,837.04	0.00	14,162.96	89.02
200-000-300-002 DEBT SVC. - FIRE REBATE	50,000	0.00	50,000.00	0.00	0.00	100.00
200-000-300-003 DEBT SVC. - PUBLIC WORKS	18,152	0.00	18,152.00	0.00	0.00	100.00
200-000-300-005 DEBT SVC. -POLICE ASSETS	118,819	0.00	118,819.00	0.00	0.00	100.00
200-000-300-006 R & B TRANSFER IN FOR EQ	70,000	0.00	70,000.00	0.00	0.00	100.00
200-000-300-009 CHEVROLET CAPRICES	0	0.00	0.00	0.00	0.00	0.00
200-000-300-012 TRF IN FOR NEW FIRE TRUC	73,801	0.00	73,801.00	0.00	0.00	100.00
200-000-300-013 TRANS IN FR UTIL FUND	20,283	0.00	17,160.00	0.00	3,123.00	84.60
200-000-300-014 TRANSFER IN ADMIN ASSETS	6,116	0.00	6,116.00	0.00	0.00	100.00
200-000-300-303 TRANSFER IN-MUNICIPAL RE	0	0.00	0.00	0.00	0.00	0.00
TOTAL OTHER	486,171	2,518.38	468,885.04	0.00	17,285.96	96.44
CAPITAL						
200-000-399-000 BEG CASH BALANCE	90,000	0.00	0.00	0.00	90,000.00	0.00
TOTAL CAPITAL	90,000	0.00	0.00	0.00	90,000.00	0.00
TOTAL REVENUE	576,271	2,518.38	468,962.10	0.00	107,308.90	81.38

200-DEBT SERVICE FUND

% OF YEAR COMPLETED: 83.33

DEPARTMENTAL EXPENDITURES	CURRENT BUDGET	CURRENT PERIOD	YEAR TO DATE ACTUAL	TOTAL ENCUMBERED	BUDGET BALANCE	% YTD BUDGET
DEBT SERVICE						
=====						
DEBT SERVICE						
200-000-805-004 BOND PRINCIPAL - 2010	107,500	0.00	107,500.00	0.00	0.00	100.00
200-000-805-005 BOND PRINCIPAL - 2014 G/	0	0.00	0.00	0.00	0.00	0.00
200-000-805-007 TOYOTA TUNDRA - HIDTA	0	0.00	0.00	0.00	0.00	0.00
200-000-805-008 DODGE CHARGERS 2014	0	0.00	0.00	0.00	0.00	0.00
200-000-805-009 CHEVROLET CAPRICES	0	0.00	0.00	0.00	0.00	0.00
200-000-805-010 KUBOTA AND CASE TRACTORS	0	0.00	0.00	0.00	0.00	0.00
200-000-805-011 JOHN DEERE BOOM CUTTER	2,883	0.00	2,882.54	0.00	0.46	99.98
200-000-805-012 FIRE LADDER TRUCK	68,095	0.00	68,095.20	0.00 (0.20)	100.00
200-000-805-013 PW KUBOTA 2017 WITH KING	16,128	1,343.98	13,439.80	0.00	2,688.20	83.33
200-000-805-014 PW EQUIP--65K PRICE?	0	0.00	0.00	0.00	0.00	0.00
200-000-805-015 UTIL-COMPACT ESCAVATOR	5,317	443.08	4,430.80	0.00	886.20	83.33
200-000-805-016 DUMP TRUCK	7,981	665.07	2,660.28	0.00	5,320.72	33.33
200-000-805-017 UTIL-EXCAV. FUSING EQUIP	3,862	321.83	3,218.30	0.00	643.70	83.33
200-000-805-018 2 ZERO TURN MOWERS	3,310	275.77	2,757.70	0.00	552.30	83.31
200-000-805-019 1/2 PW-1/2 UTIL==2018 BA	14,226	1,185.47	11,854.70	0.00	2,371.30	83.33
200-000-805-020 MINI TRACTOR	0	0.00	0.00	0.00	0.00	0.00
200-000-805-021 2017 POLICE CAR	6,116	509.63	5,096.30	0.00	1,019.70	83.33
200-000-805-022 CITY HALL CAR	6,116	509.63	5,096.30	0.00	1,019.70	83.33
200-000-805-023 DURASPRAY PATCHER	10,595	882.91	8,829.10	0.00	1,765.90	83.33
200-000-805-024 STREET SWEEPER	30,456	2,542.88	20,343.04	0.00	10,112.96	66.79
200-000-805-121 CITY HALL POOL VEHICLE	0	0.00	0.00	0.00	0.00	0.00
200-000-805-204 2019 POLICE TRUCK	0	0.00	0.00	0.00	0.00	0.00
200-000-805-205 POLICE CARS (2)	0	0.00	0.00	0.00	0.00	0.00
200-000-805-261 FIRE CHIEF TRUCK	0	0.00	0.00	0.00	0.00	0.00
200-000-805-262 FIRE ASST CHIEF TRUCK	0	0.00	0.00	0.00	0.00	0.00
200-000-805-301 PW PICKUP TRUCK	0	0.00	0.00	0.00	0.00	0.00
200-000-805-401 UTIL PICKUP TRUCK	0	0.00	0.00	0.00	0.00	0.00
200-000-805-402 UTIL BYPASS PUMP	0	0.00	0.00	0.00	0.00	0.00
200-000-805-403 UTIL GRAPPLE TRUCK	0	0.00	0.00	0.00	0.00	0.00
200-000-805-901 UTIL/PW DUMP TRUCK	0	0.00	0.00	0.00	0.00	0.00
200-000-810-001 POLICE CARS (10)	112,703	28,175.66	112,702.64	0.00	0.36	100.00
200-000-810-002 PW TRACTOR 2016 kubota	13,676	1,139.67	12,536.37	0.00	1,139.63	91.67
200-000-810-003 2016 CINDER CHASSIS FIRE	55,706	0.00	55,705.92	0.00	0.08	100.00
200-000-810-004 BOND INTEREST - 2010	3,983	0.00	2,655.25	0.00	1,327.75	66.66
200-000-810-005 BOND INTEREST SERIES 201	0	0.00	0.00	0.00	0.00	0.00
200-000-811-001 BANK FEES	0	0.00	0.00	0.00	0.00	0.00
200-000-811-002 BOND ISSUANCE COSTS	825	0.00	825.00	0.00	0.00	100.00
TOTAL DEBT SERVICE	469,478	37,995.58	440,629.24	0.00	28,848.76	93.86
CAPITAL OUTLAY						
200-000-900-001 TRANSFERS OUT	0	0.00	0.00	0.00	0.00	0.00
TOTAL CAPITAL OUTLAY	0	0.00	0.00	0.00	0.00	0.00

200-DEBT SERVICE FUND

% OF YEAR COMPLETED: 83.33

DEPARTMENTAL EXPENDITURES	CURRENT BUDGET	CURRENT PERIOD	YEAR TO DATE ACTUAL	TOTAL ENCUMBERED	BUDGET BALANCE	% YTD BUDGET
TRANSFERS & OTHER						
200-000-951-000 ENDING CASH	90,000	0.00	0.00	0.00	90,000.00	0.00
TOTAL TRANSFERS & OTHER	90,000	0.00	0.00	0.00	90,000.00	0.00
TOTAL DEBT SERVICE	559,478	37,995.58	440,629.24	0.00	118,848.76	78.76
TOTAL EXPENDITURES	559,478	37,995.58	440,629.24	0.00	118,848.76	78.76
REVENUE OVER/ (UNDER) EXPENDITURES	16,793 (35,477.20)	28,332.86	0.00 (11,539.86)	168.72

270-2016 DEBT SERV R&B BOND
FINANCIAL SUMMARY

% OF YEAR COMPLETED: 83.33

	CURRENT BUDGET	CURRENT PERIOD	YEAR TO DATE ACTUAL	TOTAL ENCUMBERED	BUDGET BALANCE	% YTD BUDGET
REVENUE SUMMARY						
TAXES	0	0.00	0.00	0.00	0.00	0.00
UTILITY	0	0.00	0.00	0.00	0.00	0.00
OTHER	258,000	4,979.29	229,582.35	0.00	28,417.65	88.99
CAPITAL	150,000	0.00	0.00	0.00	150,000.00	0.00
TOTAL REVENUES	408,000	4,979.29	229,582.35	0.00	178,417.65	56.27
EXPENDITURE SUMMARY						
DEBT SERVICE						
CONTRACTUAL SERVICES	0	0.00	0.00	0.00	0.00	0.00
SUPPLIES	0	0.00	0.00	0.00	0.00	0.00
DEBT SERVICE	249,025	0.00	249,025.00	0.00	0.00	100.00
CAPITAL OUTLAY	0	0.00	0.00	0.00	0.00	0.00
TRANSFERS & OTHER	150,000	0.00	0.00	0.00	150,000.00	0.00
TOTAL DEBT SERVICE	399,025	0.00	249,025.00	0.00	150,000.00	62.41
TOTAL EXPENDITURES	399,025	0.00	249,025.00	0.00	150,000.00	62.41
REVENUE OVER/ (UNDER) EXPENDITURES	8,975	4,979.29 (19,442.65)	0.00	28,417.65	216.63-

270-2016 DEBT SERV R&B BOND

% OF YEAR COMPLETED: 83.33

REVENUES	CURRENT BUDGET	CURRENT PERIOD	YEAR TO DATE ACTUAL	TOTAL ENCUMBERED	BUDGET BALANCE	% YTD BUDGET
<hr/>						
TAXES						
270-000-201-006 ROAD & BRIDGE COUNTY POR	0	0.00	0.00	0.00	0.00	0.00
TOTAL TAXES	0	0.00	0.00	0.00	0.00	0.00
UTILITY						
270-000-248-000 DEBT SERV R&B REV	0	0.00	0.00	0.00	0.00	0.00
TOTAL UTILITY	0	0.00	0.00	0.00	0.00	0.00
OTHER						
270-000-300-302 TRANSFERS IN	258,000	4,979.29	229,582.35	0.00	28,417.65	88.99
270-000-300-303 TRANSFER IN-FIRST BANK A	0	0.00	0.00	0.00	0.00	0.00
TOTAL OTHER	258,000	4,979.29	229,582.35	0.00	28,417.65	88.99
CAPITAL						
270-000-399-000 BEGINNING CASH BALANCE	150,000	0.00	0.00	0.00	150,000.00	0.00
TOTAL CAPITAL	150,000	0.00	0.00	0.00	150,000.00	0.00
<hr/>						
TOTAL REVENUE	408,000	4,979.29	229,582.35	0.00	178,417.65	56.27

270-2016 DEBT SERV R&B BOND

% OF YEAR COMPLETED: 83.33

DEPARTMENTAL EXPENDITURES	CURRENT BUDGET	CURRENT PERIOD	YEAR TO DATE ACTUAL	TOTAL ENCUMBERED	BUDGET BALANCE	% YTD BUDGET
<hr/>						
DEBT SERVICE						
=====						
CONTRACTUAL SERVICES						
270-000-512-000 ENGINEERING	0	0.00	0.00	0.00	0.00	0.00
TOTAL CONTRACTUAL SERVICES	0	0.00	0.00	0.00	0.00	0.00
SUPPLIES						
270-000-611-000 STREET MATERIALS	0	0.00	0.00	0.00	0.00	0.00
TOTAL SUPPLIES	0	0.00	0.00	0.00	0.00	0.00
DEBT SERVICE						
270-000-805-006 2016 R&B PRINCIPAL	155,000	0.00	155,000.00	0.00	0.00	100.00
270-000-810-006 2016 R&B BOND INTEREST	92,625	0.00	92,625.00	0.00	0.00	100.00
270-000-811-000 BANK FEES	1,400	0.00	1,400.00	0.00	0.00	100.00
TOTAL DEBT SERVICE	249,025	0.00	249,025.00	0.00	0.00	100.00
CAPITAL OUTLAY						
270-000-905-001 TRANSFER OUT	0	0.00	0.00	0.00	0.00	0.00
TOTAL CAPITAL OUTLAY	0	0.00	0.00	0.00	0.00	0.00
TRANSFERS & OTHER						
270-000-951-000 ENDING CASH	150,000	0.00	0.00	0.00	150,000.00	0.00
TOTAL TRANSFERS & OTHER	150,000	0.00	0.00	0.00	150,000.00	0.00
<hr/>						
TOTAL DEBT SERVICE	399,025	0.00	249,025.00	0.00	150,000.00	62.41
<hr/>						
TOTAL EXPENDITURES	399,025	0.00	249,025.00	0.00	150,000.00	62.41
REVENUE OVER/ (UNDER) EXPENDITURES	8,975	4,979.29 (19,442.65)	0.00	28,417.65	216.63-

CITY OF BAY ST. LOUIS
REVENUE & EXPENSE REPORT (UNAUDITED)
AS OF: JULY 31ST, 2019

300-DOJ FUNDS

FINANCIAL SUMMARY

% OF YEAR COMPLETED: 83.33

	CURRENT BUDGET	CURRENT PERIOD	YEAR TO DATE ACTUAL	TOTAL ENCUMBERED	BUDGET BALANCE	% YTD BUDGET
REVENUE SUMMARY						
OTHER	0	0.00	4,683.90	0.00 (4,683.90)	0.00
CAPITAL	239,113	0.00	0.00	0.00	239,113.00	0.00
TOTAL REVENUES	239,113	0.00	4,683.90	0.00	234,429.10	1.96
EXPENDITURE SUMMARY						
POLICE						
CAPITAL OUTLAY	0	0.00	138,427.56	0.00 (138,427.56)	0.00
TOTAL POLICE	0	0.00	138,427.56	0.00 (138,427.56)	0.00
DEBT SERVICE						
DEBT SERVICE	0	0.00	0.00	0.00	0.00	0.00
TOTAL DEBT SERVICE	0	0.00	0.00	0.00	0.00	0.00
TOTAL EXPENDITURES	0	0.00	138,427.56	0.00 (138,427.56)	0.00
REVENUE OVER/ (UNDER) EXPENDITURES	239,113	0.00 (133,743.66)	0.00	372,856.66	55.93-

300-DOJ FUNDS

% OF YEAR COMPLETED: 83.33

REVENUES	CURRENT BUDGET	CURRENT PERIOD	YEAR TO DATE ACTUAL	TOTAL ENCUMBERED	BUDGET BALANCE	% YTD BUDGET
OTHER						
300-000-300-302 TRANSFER IN	0	0.00	0.00	0.00	0.00	0.00
300-000-340-000 DOJ FORFEITED ASSETS	0	0.00	4,683.90	0.00 (4,683.90)	0.00
TOTAL OTHER	0	0.00	4,683.90	0.00 (4,683.90)	0.00
CAPITAL						
300-000-399-000 BEGINNING CASH BALANCE	239,113	0.00	0.00	0.00	239,113.00	0.00
TOTAL CAPITAL	239,113	0.00	0.00	0.00	239,113.00	0.00
TOTAL REVENUE	239,113	0.00	4,683.90	0.00	234,429.10	1.96

300-DOJ FUNDS

% OF YEAR COMPLETED: 83.33

DEPARTMENTAL EXPENDITURES	CURRENT BUDGET	CURRENT PERIOD	YEAR TO DATE ACTUAL	TOTAL ENCUMBERED	BUDGET BALANCE	% YTD BUDGET
<hr/>						
POLICE =====						
CAPITAL OUTLAY						
300-200-900-000 CAPITAL EXPENSE	0	0.00	138,427.56	0.00 (138,427.56)	0.00
TOTAL CAPITAL OUTLAY	0	0.00	138,427.56	0.00 (138,427.56)	0.00
<hr/>						
TOTAL POLICE	0	0.00	138,427.56	0.00 (138,427.56)	0.00
 DEBT SERVICE =====						
DEBT SERVICE						
300-000-811-001 BANK FEES	0	0.00	0.00	0.00	0.00	0.00
TOTAL DEBT SERVICE	0	0.00	0.00	0.00	0.00	0.00
<hr/>						
TOTAL DEBT SERVICE	0	0.00	0.00	0.00	0.00	0.00
<hr/>						
TOTAL EXPENDITURES	0	0.00	138,427.56	0.00 (138,427.56)	0.00
REVENUE OVER/ (UNDER) EXPENDITURES	239,113	0.00 (133,743.66)	0.00	372,856.66	55.93-

330-2016 R&B CONSTRUCTION FND
FINANCIAL SUMMARY

% OF YEAR COMPLETED: 83.33

	CURRENT BUDGET	CURRENT PERIOD	YEAR TO DATE ACTUAL	TOTAL ENCUMBERED	BUDGET BALANCE	% YTD BUDGET
REVENUE SUMMARY						
INTEREST	0	0.00	1.47	0.00 (1.47)	0.00
OTHER	0	0.00	0.00	0.00	0.00	0.00
CAPITAL	0	0.00	0.00	0.00	0.00	0.00
TOTAL REVENUES	0	0.00	1.47	0.00 (1.47)	0.00
EXPENDITURE SUMMARY						
STREETS AND PUBLIC WORKS						
CONTRACTUAL SERVICES	0	0.00	2,154.84	0.00 (2,154.84)	0.00
SUPPLIES	0	0.00	0.00	0.00	0.00	0.00
CAPITAL OUTLAY	0	0.00	0.00	0.00	0.00	0.00
TOTAL STREETS AND PUBLIC WORKS	0	0.00	2,154.84	0.00 (2,154.84)	0.00
TOTAL EXPENDITURES	0	0.00	2,154.84	0.00 (2,154.84)	0.00
REVENUE OVER/(UNDER) EXPENDITURES	0	0.00 (2,153.37)	0.00	2,153.37	0.00

330-2016 R&B CONSTRUCTION FND

% OF YEAR COMPLETED: 83.33

REVENUES	CURRENT BUDGET	CURRENT PERIOD	YEAR TO DATE ACTUAL	TOTAL ENCUMBERED	BUDGET BALANCE	% YTD BUDGET
<hr/>						
INTEREST						
330-000-290-000 INTEREST INCOME	0	0.00	1.47	0.00 (1.47)	0.00
TOTAL INTEREST	0	0.00	1.47	0.00 (1.47)	0.00
OTHER						
330-000-300-302 TRANSFERS IN	0	0.00	0.00	0.00	0.00	0.00
TOTAL OTHER	0	0.00	0.00	0.00	0.00	0.00
CAPITAL						
330-000-391-000 BOND PROCEEDS	0	0.00	0.00	0.00	0.00	0.00
330-000-399-000 BEGINNING CASH BALANCE	0	0.00	0.00	0.00	0.00	0.00
TOTAL CAPITAL	0	0.00	0.00	0.00	0.00	0.00
<hr/>						
TOTAL REVENUE	0	0.00	1.47	0.00 (1.47)	0.00

330-2016 R&B CONSTRUCTION FND

% OF YEAR COMPLETED: 83.33

DEPARTMENTAL EXPENDITURES	CURRENT BUDGET	CURRENT PERIOD	YEAR TO DATE ACTUAL	TOTAL ENCUMBERED	BUDGET BALANCE	% YTD BUDGET
<hr/>						
STREETS AND PUBLIC WORKS =====						
CONTRACTUAL SERVICES						
330-300-505-000 BOND ISSUANCE COSTS	0	0.00	28.76	0.00 (28.76)	0.00
330-300-512-000 ENGINEERING SERVICES	0	0.00 (600.00)	0.00	600.00	0.00
330-300-544-000 LEGAL FEES	0	0.00	2,726.08	0.00 (2,726.08)	0.00
TOTAL CONTRACTUAL SERVICES	0	0.00	2,154.84	0.00 (2,154.84)	0.00
SUPPLIES						
330-300-611-000 STREET MATERIALS	0	0.00	0.00	0.00	0.00	0.00
TOTAL SUPPLIES	0	0.00	0.00	0.00	0.00	0.00
CAPITAL OUTLAY						
330-300-912-000 CAPITAL OUTLAY-STREETS	0	0.00	0.00	0.00	0.00	0.00
TOTAL CAPITAL OUTLAY	0	0.00	0.00	0.00	0.00	0.00
<hr/>						
TOTAL STREETS AND PUBLIC WORKS	0	0.00	2,154.84	0.00 (2,154.84)	0.00
<hr/>						
TOTAL EXPENDITURES	0	0.00	2,154.84	0.00 (2,154.84)	0.00
REVENUE OVER/ (UNDER) EXPENDITURES	0	0.00 (2,153.37)	0.00	2,153.37	0.00

350-COUNTY ROAD & BRIDGE
FINANCIAL SUMMARY

% OF YEAR COMPLETED: 83.33

	CURRENT BUDGET	CURRENT PERIOD	YEAR TO DATE ACTUAL	TOTAL ENCUMBERED	BUDGET BALANCE	% YTD BUDGET
REVENUE SUMMARY						
OTHER	273,480	5,663.04	277,980.46	0.00 (4,500.46)	101.65
CAPITAL	150,000	0.00	0.00	0.00	150,000.00	0.00
TOTAL REVENUES	423,480	5,663.04	277,980.46	0.00	145,499.54	65.64
EXPENDITURE SUMMARY						
GENERAL						
DEBT SERVICE	0	0.00	0.00	0.00	0.00	0.00
CAPITAL OUTLAY	121,000	0.00	123,717.26	1,241.50 (3,958.76)	103.27
TRANSFERS & OTHER	300,000	0.00	0.00	0.00	300,000.00	0.00
TOTAL GENERAL	421,000	0.00	123,717.26	1,241.50	296,041.24	29.68
TOTAL EXPENDITURES	421,000	0.00	123,717.26	1,241.50	296,041.24	29.68
REVENUE OVER/ (UNDER) EXPENDITURES	2,480	5,663.04	154,263.20 (1,241.50) (150,541.70)	6,170.23

350-COUNTY ROAD & BRIDGE

% OF YEAR COMPLETED: 83.33

REVENUES	CURRENT BUDGET	CURRENT PERIOD	YEAR TO DATE ACTUAL	TOTAL ENCUMBERED	BUDGET BALANCE	% YTD BUDGET
OTHER						
350-000-300-302 TRANSFERS IN	136,740	2,826.44	130,212.87	0.00	6,527.13	95.23
350-000-340-000 COUNTY ROAD & BRIDGE REV	136,740	2,836.60	147,767.59	0.00 (11,027.59)	108.06
TOTAL OTHER	273,480	5,663.04	277,980.46	0.00 (4,500.46)	101.65
CAPITAL						
350-000-399-000 BEG CASH BALANCE	150,000	0.00	0.00	0.00	150,000.00	0.00
TOTAL CAPITAL	150,000	0.00	0.00	0.00	150,000.00	0.00
TOTAL REVENUE	423,480	5,663.04	277,980.46	0.00	145,499.54	65.64

350-COUNTY ROAD & BRIDGE

% OF YEAR COMPLETED: 83.33

DEPARTMENTAL EXPENDITURES	CURRENT BUDGET	CURRENT PERIOD	YEAR TO DATE ACTUAL	TOTAL ENCUMBERED	BUDGET BALANCE	% YTD BUDGET
<hr/>						
GENERAL =====						
DEBT SERVICE						
350-000-811-001 BANK FEES	0	0.00	0.00	0.00	0.00	0.00
TOTAL DEBT SERVICE	0	0.00	0.00	0.00	0.00	0.00
CAPITAL OUTLAY						
350-000-905-001 TRANSFERS OUT DEBT SERV	70,000	0.00	70,000.00	0.00	0.00	100.00
350-000-912-000 CAPITAL OUTLAY-STREETS	25,000	0.00	25,576.00	1,241.50 (1,817.50)	107.27
350-000-912-001 CAPITAL OUTLAY-SEMINARY	26,000	0.00	28,141.26	0.00 (2,141.26)	108.24
TOTAL CAPITAL OUTLAY	121,000	0.00	123,717.26	1,241.50 (3,958.76)	103.27
TRANSFERS & OTHER						
350-000-951-000 ENDING CASH BALANCE	300,000	0.00	0.00	0.00	300,000.00	0.00
TOTAL TRANSFERS & OTHER	300,000	0.00	0.00	0.00	300,000.00	0.00
<hr/>						
TOTAL GENERAL	421,000	0.00	123,717.26	1,241.50	296,041.24	29.68
<hr/>						
TOTAL EXPENDITURES	421,000	0.00	123,717.26	1,241.50	296,041.24	29.68
REVENUE OVER/(UNDER) EXPENDITURES	2,480	5,663.04	154,263.20 (1,241.50) (150,541.70)	6,170.23

400-UTILITY FUND
FINANCIAL SUMMARY

% OF YEAR COMPLETED: 83.33

	CURRENT BUDGET	CURRENT PERIOD	YEAR TO DATE ACTUAL	TOTAL ENCUMBERED	BUDGET BALANCE	% YTD BUDGET
REVENUE SUMMARY						
UTILITY	3,617,200	291,271.87	2,962,529.88	0.00	654,670.12	81.90
OPERATING	105,600	5,951.98	53,447.94	0.00	52,152.06	50.61
INTEREST	800	0.00	1,494.79	0.00 (694.79)	186.85
OTHER	181,000	1,116.10	11,387.79	0.00	169,612.21	6.29
CAPITAL	993,541	0.00	0.00	0.00	993,541.00	0.00
TOTAL REVENUES	4,898,141	298,339.95	3,028,860.40	0.00	1,869,280.60	61.84
EXPENDITURE SUMMARY						
ADMINISTRATION						
PERSONNEL SERVICES	129,617	10,025.60	104,179.28	0.00	25,437.32	80.37
CONTRACTUAL SERVICES	584,350	16,513.89	504,866.36	175.00	79,308.64	86.43
SUPPLIES	25,700	1,887.18	21,571.22	1,145.79	2,982.99	88.39
CAPITAL OUTLAY	2,000	0.00	0.00	0.00	2,000.00	0.00
TOTAL ADMINISTRATION	741,667	28,426.67	630,616.86	1,320.79	109,728.95	85.21
UTILITY OPERATIONS						
PERSONNEL SERVICES	559,383	39,354.24	436,190.42	0.00	123,192.58	77.98
CONTRACTUAL SERVICES	1,975,000	162,231.24	1,615,031.42	41,097.74	318,870.84	83.85
SUPPLIES	462,580	28,390.65	402,387.30	63,101.13 (2,908.43)	100.63
CAPITAL OUTLAY	138,986	1,126.95	36,678.20	45,191.37	57,116.43	58.90
TOTAL UTILITY OPERATIONS	3,135,949	231,103.08	2,490,287.34	149,390.24	496,271.42	84.17
CITY SERVICES (OTHER)						
TRANSFERS & OTHER	1,009,041	0.00	0.00	0.00	1,009,041.00	0.00
TOTAL CITY SERVICES (OTHER)	1,009,041	0.00	0.00	0.00	1,009,041.00	0.00
TOTAL EXPENDITURES	4,886,657	259,529.75	3,120,904.20	150,711.03	1,615,041.37	66.95
REVENUE OVER/ (UNDER) EXPENDITURES	11,484	38,810.20 (92,043.80) (150,711.03)	254,239.23	2,113.78-

400-UTILITY FUND

% OF YEAR COMPLETED: 83.33

REVENUES	CURRENT BUDGET	CURRENT PERIOD	YEAR TO DATE ACTUAL	TOTAL ENCUMBERED	BUDGET BALANCE	% YTD BUDGET
UTILITY						
400-000-240-000 WATER INCOME	590,000	55,111.13	488,186.97	0.00	101,813.03	82.74
400-000-241-000 SERVICE CONNECTION INCOM	21,000	1,000.00	24,602.00	0.00 (3,602.00)	117.15
400-000-242-000 SEWER INCOME	962,000	77,502.91	749,599.74	0.00	212,400.26	77.92
400-000-243-000 WASTE WATER INCOME	815,000	78,485.55	660,971.98	0.00	154,028.02	81.10
400-000-244-000 GAS INCOME	615,000	41,059.90	535,587.25	0.00	79,412.75	87.09
400-000-245-000 GARBAGE COLLECTION INCOM	400,488	32,462.38	327,666.73	0.00	72,821.27	81.82
400-000-246-000 GARBAGE COLLECTION - COU	140,712	0.00	113,160.21	0.00	27,551.79	80.42
400-000-247-000 LATE PAYMENT PENALTY INC	73,000	5,650.00	63,145.00	0.00	9,855.00	86.50
400-000-248-000 DEBT SERVICE FEE REVENUE	0	0.00 (390.00)	0.00	390.00	0.00
TOTAL UTILITY	3,617,200	291,271.87	2,962,529.88	0.00	654,670.12	81.90
OPERATING						
400-000-250-000 GRAPPLE TRUCK SERVICES	105,600	5,951.98	53,447.94	0.00	52,152.06	50.61
TOTAL OPERATING	105,600	5,951.98	53,447.94	0.00	52,152.06	50.61
INTEREST						
400-000-290-000 INTEREST INCOME	800	0.00	1,494.79	0.00 (694.79)	186.85
TOTAL INTEREST	800	0.00	1,494.79	0.00 (694.79)	186.85
OTHER						
400-000-300-000 OTHER INCOME	16,000	1,116.10	11,387.79	0.00	4,612.21	71.17
400-000-300-002 TRANSFERS IN TO C&M	65,000	0.00	0.00	0.00	65,000.00	0.00
400-000-300-003 TRANSFER IN-POOLED CASH	100,000	0.00	0.00	0.00	100,000.00	0.00
400-000-300-004 TRANSFER IN FR 2014 BOND	0	0.00	0.00	0.00	0.00	0.00
400-000-300-005 TRANSFER INTO UTILOPER F	0	0.00	0.00	0.00	0.00	0.00
400-000-327-000 CREDIT CARD FEE INCOME	0	0.00	0.00	0.00	0.00	0.00
TOTAL OTHER	181,000	1,116.10	11,387.79	0.00	169,612.21	6.29
CAPITAL						
400-000-395-000 OTHER FUNDING-LEASES	0	0.00	0.00	0.00	0.00	0.00
400-000-399-000 ADD BEGINNING CASH BALAN	302,000	0.00	0.00	0.00	302,000.00	0.00
400-000-399-001 BEG CASH BALANCE C&M ACC	691,541	0.00	0.00	0.00	691,541.00	0.00
TOTAL CAPITAL	993,541	0.00	0.00	0.00	993,541.00	0.00
TOTAL REVENUE	4,898,141	298,339.95	3,028,860.40	0.00	1,869,280.60	61.84

400-UTILITY FUND

% OF YEAR COMPLETED: 83.33

DEPARTMENTAL EXPENDITURES	CURRENT BUDGET	CURRENT PERIOD	YEAR TO DATE ACTUAL	TOTAL ENCUMBERED	BUDGET BALANCE	% YTD BUDGET
ADMINISTRATION =====						
PERSONNEL SERVICES						
400-120-400-000 PAYROLL	90,314	6,916.42	72,913.97	0.00	17,399.63	80.73
400-120-401-000 OVERTIME PAYROLL EXPENSE	500	0.00	131.76	0.00	368.24	26.35
400-120-403-000 PERS	14,552	1,203.46	11,608.95	0.00	2,943.05	79.78
400-120-404-000 FICA	6,947	508.53	5,356.36	0.00	1,590.64	77.10
400-120-405-000 EMPLOYEE INSURANCE	16,715	1,395.19	13,599.96	0.00	3,115.04	81.36
400-120-406-000 UNEMPLOYMENT	105	2.00	84.42	0.00	20.58	80.40
400-120-407-000 WORKERS' COMPENSATION	484	0.00	483.86	0.00	0.14	99.97
TOTAL PERSONNEL SERVICES	129,617	10,025.60	104,179.28	0.00	25,437.32	80.37
CONTRACTUAL SERVICES						
400-120-500-000 AUDIT FEES	16,000	15,000.00	31,000.00	0.00 (15,000.00)	193.75
400-120-500-001 AUDIT FEES-UTILITY ACCOU	38,000	0.00	15,833.35	0.00	22,166.65	41.67
400-120-501-000 BANK FEES	3,000	0.00	2,144.03	0.00	855.97	71.47
400-120-503-000 CREDIT CARD FEES	3,600	0.00	5,265.68	0.00 (1,665.68)	146.27
400-120-503-003 2014 W&S TRF TO SINKING	0	0.00	0.00	0.00	0.00	0.00
400-120-504-003 BOND INTEREST W&S	0	0.00	0.00	0.00	0.00	0.00
400-120-510-000 COMPUTER/SOFTWARE	15,000	270.90	14,342.13	0.00	657.87	95.61
400-120-511-000 INDIRECT GENERAL FUND EX	220,000	0.00	220,000.00	0.00	0.00	100.00
400-120-512-000 TRANSFER OUT TO C&M	65,000	0.00	0.00	0.00	65,000.00	0.00
400-120-512-001 TRANSFER OUT DEBT	0	0.00	0.00	0.00	0.00	0.00
400-120-512-002 TRANSFER OUT-C&M TO 001	100,000	0.00	100,000.00	0.00	0.00	100.00
400-120-512-003 TRANSFER OUT C&M TO UTIL	0	0.00	0.00	0.00	0.00	0.00
400-120-516-000 GENERAL INSURANCE	100,000	0.00	100,519.09	0.00 (519.09)	100.52
400-120-518-000 KATRINA CLOSE OUT COSTS	0	0.00	0.00	0.00	0.00	0.00
400-120-521-000 MAINTENANCE AGREEMENTS	11,000	54.01	4,344.60	0.00	6,655.40	39.50
400-120-530-000 TELEPHONE EXPENSE	12,000	1,188.98	11,417.48	0.00	582.52	95.15
400-120-533-000 WORKSHOPS, SEMINARS & TR	500	0.00	0.00	175.00	325.00	35.00
400-120-539-000 DEPRECIATION EXPENSE	0	0.00	0.00	0.00	0.00	0.00
400-120-550-000 CASH OVER/SHORT	200	0.00	0.00	0.00	200.00	0.00
400-120-568-000 MEDICAL EXPENSES	50	0.00	0.00	0.00	50.00	0.00
TOTAL CONTRACTUAL SERVICES	584,350	16,513.89	504,866.36	175.00	79,308.64	86.43
SUPPLIES						
400-120-606-000 FIDELITY BONDS	500	0.00	75.00	0.00	425.00	15.00
400-120-612-000 OFFICE SUPPLIES	6,000	87.18	3,071.22	1,145.79	1,782.99	70.28
400-120-614-000 POSTAGE	19,200	1,800.00	18,425.00	0.00	775.00	95.96
400-120-615-000 UNIFORMS	0	0.00	0.00	0.00	0.00	0.00
TOTAL SUPPLIES	25,700	1,887.18	21,571.22	1,145.79	2,982.99	88.39
CAPITAL OUTLAY						
400-120-900-000 CAPITAL EXPENSE	2,000	0.00	0.00	0.00	2,000.00	0.00
TOTAL CAPITAL OUTLAY	2,000	0.00	0.00	0.00	2,000.00	0.00
TOTAL ADMINISTRATION	741,667	28,426.67	630,616.86	1,320.79	109,728.95	85.21

400-UTILITY FUND

% OF YEAR COMPLETED: 83.33

DEPARTMENTAL EXPENDITURES	CURRENT BUDGET	CURRENT PERIOD	YEAR TO DATE ACTUAL	TOTAL ENCUMBERED	BUDGET BALANCE	% YTD BUDGET
UTILITY OPERATIONS						
=====						
PERSONNEL SERVICES						
400-700-400-000 PAYROLL	367,964	26,335.52	285,322.31	0.00	82,641.69	77.54
400-700-401-000 OVERTIME	13,000	1,127.33	10,399.99	0.00	2,600.01	80.00
400-700-403-000 PERS	63,249	4,778.54	46,688.17	0.00	16,560.83	73.82
400-700-404-000 FICA	30,194	2,052.24	22,125.35	0.00	8,068.65	73.28
400-700-405-000 EMPLOYEE INSURANCE	66,860	5,043.96	53,557.65	0.00	13,302.35	80.10
400-700-406-000 UNEMPLOYMENT	385	16.65	366.21	0.00	18.79	95.12
400-700-407-000 WORKERS COMPENSATION	17,731	0.00	17,730.74	0.00	0.26	100.00
TOTAL PERSONNEL SERVICES	559,383	39,354.24	436,190.42	0.00	123,192.58	77.98
CONTRACTUAL SERVICES						
400-700-512-000 ENGINEERING	9,000	0.00	7,343.75	0.00	1,656.25	81.60
400-700-513-000 EQUIPMENT RENTAL	10,000	232.25	6,248.63	0.00	3,751.37	62.49
400-700-521-000 MAINTENANCE AGREEMENT-TA	0	0.00	0.00	0.00	0.00	0.00
400-700-526-000 REPAIRS & MAINT - EQUIPM	70,000	597.19	38,108.15	1,012.40	30,879.45	55.89
400-700-526-001 REPAIR & MAINT-GRAPPLE T	10,000	0.00	0.00	0.00	10,000.00	0.00
400-700-527-000 REPAIRS & MAINT - PROPER	60,000	10,545.11	49,034.97	29,229.20 (18,264.17)	130.44
400-700-528-000 REPAIRS & MAINT - VEHICL	5,000	1,121.21	2,642.58	131.14	2,226.28	55.47
400-700-531-000 UTILITIES	134,000	12,068.60	118,312.56	0.00	15,687.44	88.29
400-700-533-000 WORKSHOPS, SEMINARS & TR	2,500	0.00	350.00	10,725.00 (8,575.00)	443.00
400-700-535-000 WASTEWATER EXPENSE	1,120,000	92,875.61	942,729.40	0.00	177,270.60	84.17
400-700-536-000 TESTING & ANALYSIS	19,000	0.00	1,950.00	0.00	17,050.00	10.26
400-700-541-000 GARBAGE EXPENSE	525,000	44,791.27	441,000.70	0.00	83,999.30	84.00
400-700-542-000 DEBRIS REMOVAL	10,000	0.00	7,005.68	0.00	2,994.32	70.06
400-700-568-000 MEDICAL EXPENSES	500	0.00	305.00	0.00	195.00	61.00
TOTAL CONTRACTUAL SERVICES	1,975,000	162,231.24	1,615,031.42	41,097.74	318,870.84	83.85
SUPPLIES						
400-700-606-000 FIDELITY BOND	300	0.00	0.00	0.00	300.00	0.00
400-700-613-000 OPERATING SUPPLIES	180,000	4,654.10	111,593.12	61,981.13	6,425.75	96.43
400-700-616-000 FUEL EXPENSE	24,000	2,000.00	20,000.00	0.00	4,000.00	83.33
400-700-617-000 NATURAL GAS PURCHASE	255,000	21,628.55	268,691.78	0.00 (13,691.78)	105.37
400-700-618-001 MISCELLANEOUS	80	0.00	5.00	0.00	75.00	6.25
400-700-620-000 LIFT STATION MONITORING	3,200	108.00	2,097.40	0.00	1,102.60	65.54
400-700-699-000 HURRICANE PREP SUPPLIES	0	0.00	0.00	1,120.00 (1,120.00)	0.00
TOTAL SUPPLIES	462,580	28,390.65	402,387.30	63,101.13 (2,908.43)	100.63
CAPITAL OUTLAY						
400-700-900-000 CAPITAL EXPENSE	68,703	0.00	35,551.25	924.09	32,227.66	53.09
400-700-900-001 CAPITAL EXP-C&M ACCOUNT	50,000	0.00	0.00	44,267.28	5,732.72	88.53
400-700-905-200 TRANSFER OUT DEBT SERV	20,283	1,126.95	1,126.95	0.00	19,156.05	5.56
TOTAL CAPITAL OUTLAY	138,986	1,126.95	36,678.20	45,191.37	57,116.43	58.90
TOTAL UTILITY OPERATIONS	3,135,949	231,103.08	2,490,287.34	149,390.24	496,271.42	84.17

400-UTILITY FUND

% OF YEAR COMPLETED: 83.33

DEPARTMENTAL EXPENDITURES	CURRENT BUDGET	CURRENT PERIOD	YEAR TO DATE ACTUAL	TOTAL ENCUMBERED	BUDGET BALANCE	% YTD BUDGET
CITY SERVICES (OTHER)						
=====						
TRANSFERS & OTHER						
400-900-951-000 ENDING CASH BALANCE-OPER	302,000	0.00	0.00	0.00	302,000.00	0.00
400-900-951-001 ENDING CASH BALANCE-O&M	707,041	0.00	0.00	0.00	707,041.00	0.00
TOTAL TRANSFERS & OTHER	1,009,041	0.00	0.00	0.00	1,009,041.00	0.00
<hr/>						
TOTAL CITY SERVICES (OTHER)	1,009,041	0.00	0.00	0.00	1,009,041.00	0.00
<hr/>						
TOTAL EXPENDITURES	4,886,657	259,529.75	3,120,904.20	150,711.03	1,615,041.37	66.95
REVENUE OVER/ (UNDER) EXPENDITURES	11,484	38,810.20 (92,043.80) (150,711.03)	254,239.23	2,113.78-

450-MUNICIPAL HARBOR FUND
FINANCIAL SUMMARY

% OF YEAR COMPLETED: 83.33

	CURRENT BUDGET	CURRENT PERIOD	YEAR TO DATE ACTUAL	TOTAL ENCUMBERED	BUDGET BALANCE	% YTD BUDGET
REVENUE SUMMARY						
OPERATING	1,093,968	116,056.65	630,764.19	0.00	463,203.31	57.66
INTEREST	150	0.00	213.89	0.00 (63.89)	142.59
OTHER	50,250	0.00	6,661.53	0.00	43,588.47	13.26
CAPITAL	265,000	0.00	0.00	0.00	265,000.00	0.00
TOTAL REVENUES	1,409,368	116,056.65	637,639.61	0.00	771,727.89	45.24
EXPENDITURE SUMMARY						
HARBOR EXPENSE						
PERSONNEL SERVICES	282,772	24,551.90	211,479.78	0.00	71,292.22	74.79
CONTRACTUAL SERVICES	144,075	17,293.54	174,396.05	6,660.28 (36,981.33)	125.67
SUPPLIES	185,750	30,379.02	170,852.45	2,814.49	12,083.06	93.49
CAPITAL OUTLAY	785,000	0.00	0.00	0.00	785,000.00	0.00
TOTAL HARBOR EXPENSE	1,397,597	72,224.46	556,728.28	9,474.77	831,393.95	40.51
TOTAL EXPENDITURES	1,397,597	72,224.46	556,728.28	9,474.77	831,393.95	40.51
REVENUE OVER/(UNDER) EXPENDITURES	11,771	43,832.19	80,911.33 (9,474.77) (59,666.06)	606.91

450-MUNICIPAL HARBOR FUND

% OF YEAR COMPLETED: 83.33

REVENUES	CURRENT BUDGET	CURRENT PERIOD	YEAR TO DATE ACTUAL	TOTAL ENCUMBERED	BUDGET BALANCE	% YTD BUDGET
OPERATING						
450-000-250-001 DMR PIER/HARBOR GRANT	444,000	38,953.75	67,040.00	0.00	376,960.00	15.10
450-000-250-002 FESTIVAL/RENTAL REVENUE	2,000	200.00	850.00	0.00	1,150.00	42.50
450-000-250-003 SLIP RENTAL REVENUE	300,000	29,245.14	281,368.81	0.00	18,631.19	93.79
450-000-250-004 SLIP UTILITY/CLEAN MARIN	74,000	6,963.00	65,933.26	0.00	8,066.74	89.10
450-000-250-005 FUEL SALES	221,500	37,104.14	189,368.95	0.00	32,131.05	85.49
450-000-250-006 TRANSIENT DOCKAGE REVENUE	18,000	1,963.49	17,790.81	0.00	209.19	98.84
450-000-250-007 CREDIT CARD PROCESSING	7,000	1,049.86	6,454.90	0.00	545.10	92.21
450-000-250-008 ICE SALES	2,500	577.27	1,945.56	0.00	554.44	77.82
450-000-250-009 DMR/CLEAN VESSEL ACT GRA	24,968	0.00	0.00	0.00	24,967.50	0.00
450-000-250-016 MISCELLANEOUS INCOME	0	0.00	0.00	0.00	0.00	0.00
450-000-250-017 MISCELLANEOUS INCOME	0	0.00	46.90	0.00 (46.90)	0.00
450-000-250-018 LATE FEE REVENUE	0	0.00 (35.00)	0.00	35.00	0.00
TOTAL OPERATING	1,093,968	116,056.65	630,764.19	0.00	463,203.31	57.66
INTEREST						
450-000-290-000 INTEREST INCOME	150	0.00	213.89	0.00 (63.89)	142.59
TOTAL INTEREST	150	0.00	213.89	0.00 (63.89)	142.59
OTHER						
450-000-300-000 OTHER INCOME	250	0.00	6,661.53	0.00 (6,411.53)	2,664.61
450-000-300-302 TRANSFER IN	50,000	0.00	0.00	0.00	50,000.00	0.00
TOTAL OTHER	50,250	0.00	6,661.53	0.00	43,588.47	13.26
CAPITAL						
450-000-399-000 BEG CASH BALANCE-OPER	200,000	0.00	0.00	0.00	200,000.00	0.00
450-000-399-001 BEG CASH BALANCE-C&M	65,000	0.00	0.00	0.00	65,000.00	0.00
TOTAL CAPITAL	265,000	0.00	0.00	0.00	265,000.00	0.00
TOTAL REVENUE	1,409,368	116,056.65	637,639.61	0.00	771,727.89	45.24

450-MUNICIPAL HARBOR FUND

% OF YEAR COMPLETED: 83.33

DEPARTMENTAL EXPENDITURES	CURRENT BUDGET	CURRENT PERIOD	YEAR TO DATE ACTUAL	TOTAL ENCUMBERED	BUDGET BALANCE	% YTD BUDGET
HARBOR EXPENSE =====						
PERSONNEL SERVICES						
450-120-400-000 PAYROLL	191,200	17,235.75	142,229.84	0.00	48,970.16	74.39
450-120-401-000 OVERTIME PAYROLL EXPENSE	3,500	353.24	1,742.04	0.00	1,757.96	49.77
450-120-403-000 PERS	31,200	3,032.99	22,938.35	0.00	8,261.65	73.52
450-120-404-000 FICA	14,894	1,319.25	10,791.65	0.00	4,102.35	72.46
450-120-405-000 EMPLOYEE INSURANCE	30,087	2,595.73	21,949.75	0.00	8,137.25	72.95
450-120-406-000 UNEMPLOYMENT	245	14.94	182.45	0.00	62.55	74.47
450-120-407-000 WORKERS' COMPENSATION	11,646	0.00	11,645.70	0.00	0.30	100.00
TOTAL PERSONNEL SERVICES	282,772	24,551.90	211,479.78	0.00	71,292.22	74.79
CONTRACTUAL SERVICES						
450-120-500-000 AUDIT FEES	2,000	0.00	0.00	0.00	2,000.00	0.00
450-120-501-000 BANK FEES	6,000	0.00	7,902.30	0.00 (1,902.30)	131.71
450-120-510-000 COMPUTER/SOFTWARE	2,800	0.00	1,260.92	4,427.50 (2,888.42)	203.16
450-120-512-000 ENGINEERING-GRANT REIMB	24,000	3,500.00	67,103.75	0.00 (43,103.75)	279.60
450-120-512-001 ENGINEERING -NOT GRANT	4,000	0.00	0.00	0.00	4,000.00	0.00
450-120-513-000 EQUIPMENT RENTAL	1,000	0.00	1,000.00	0.00	0.00	100.00
450-120-516-000 GENERAL INSURANCE	12,200	0.00	11,557.96	0.00	642.04	94.74
450-120-526-000 REPAIRS & MAINT - EQUIPM	3,000	0.00	2,461.82	510.00	28.18	99.06
450-120-526-005 R&PP	6,000	27.96	1,154.75	1,625.78	3,219.47	46.34
450-120-528-000 REPAIRS & MAINT - VEHICL	1,000	0.00	25.20	97.00	877.80	12.22
450-120-530-000 TELEPHONE	4,500	87.03	1,933.82	0.00	2,566.18	42.97
450-120-531-000 UTILITIES	68,000	11,825.12	65,668.05	0.00	2,331.95	96.57
450-120-533-000 WORKSHOPS, SEMINARS, TRA	500	0.00	0.00	0.00	500.00	0.00
450-120-539-000 DEPRECIATION EXPENSE	0	0.00	0.00	0.00	0.00	0.00
450-120-541-000 GARBAGE EXPENSE	0	340.83	749.44	0.00 (749.44)	0.00
450-120-542-000 OPERATING EXPENSES	6,000	635.62	5,272.53	0.00	727.47	87.88
450-120-543-000 PUBLICATIONS	500	164.48	228.48	0.00	271.52	45.70
450-120-544-000 LEGAL FEES	1,000	675.00	2,805.00	0.00 (1,805.00)	280.50
450-120-549-000 JANITORIAL SUPPLIES	1,500	0.00	1,533.35	0.00 (33.35)	102.22
450-120-550-000 LS - HARBOR ACCOUNT	0	0.00	3,701.18	0.00 (3,701.18)	0.00
450-120-568-000 MEDICAL EXPENSES	75	37.50	37.50	0.00	37.50	50.00
TOTAL CONTRACTUAL SERVICES	144,075	17,293.54	174,396.05	6,660.28 (36,981.33)	125.67
SUPPLIES						
450-120-600-000 HARBOR INDIRECT EXPENSE	20,000	0.00	20,000.00	0.00	0.00	100.00
450-120-606-000 FIDELITY BONDS	0	0.00	0.00	0.00	0.00	0.00
450-120-612-000 OFFICE SUPPLIES	1,000	258.10	310.58	51.13	638.29	36.17
450-120-613-000 OPERATING SUPPLIES	5,900	0.00	835.71	2,655.48	2,408.81	59.17
450-120-614-000 POSTAGE	850	0.00	0.00	0.00	850.00	0.00
450-120-615-000 UNIFORMS	3,000	155.28	1,570.30	0.00	1,429.70	52.34
450-120-616-000 FUEL PURCHASE EXPENSE	155,000	29,965.64	148,135.86	0.00	6,864.14	95.57
450-120-699-000 HURRICANE PREP SUPPLIES	0	0.00	0.00	107.88 (107.88)	0.00
TOTAL SUPPLIES	185,750	30,379.02	170,852.45	2,814.49	12,083.06	93.49

450-MUNICIPAL HARBOR FUND

% OF YEAR COMPLETED: 83.33

DEPARTMENTAL EXPENDITURES	CURRENT BUDGET	CURRENT PERIOD	YEAR TO DATE ACTUAL	TOTAL ENCUMBERED	BUDGET BALANCE	% YTD BUDGET
<hr/>						
CAPITAL OUTLAY						
450-120-900-000 CAPITAL EXPENSE	420,000	0.00	0.00	0.00	420,000.00	0.00
450-120-900-001 TRANSFERS OUT TO O&M	50,000	0.00	0.00	0.00	50,000.00	0.00
450-120-900-900 ENDING CASH BAL-OPER	200,000	0.00	0.00	0.00	200,000.00	0.00
450-120-900-901 ENDING CASH BALANCE C&M	115,000	0.00	0.00	0.00	115,000.00	0.00
TOTAL CAPITAL OUTLAY	785,000	0.00	0.00	0.00	785,000.00	0.00
<hr/>						
TOTAL HARBOR EXPENSE	1,397,597	72,224.46	556,728.28	9,474.77	831,393.95	40.51
<hr/>						
TOTAL EXPENDITURES	1,397,597	72,224.46	556,728.28	9,474.77	831,393.95	40.51
<hr/>						
REVENUE OVER/ (UNDER) EXPENDITURES	11,771	43,832.19	80,911.33 (9,474.77) (59,666.06)	606.91

650-COMMUNITY HALL UNEARNED
FINANCIAL SUMMARY

% OF YEAR COMPLETED: 83.33

	CURRENT BUDGET	CURRENT PERIOD	YEAR TO DATE ACTUAL	TOTAL ENCUMBERED	BUDGET BALANCE	% YTD BUDGET
REVENUE SUMMARY						
OTHER	0	27.00	321.60	0.00 (321.60)	0.00
TOTAL REVENUES	0	27.00	321.60	0.00 (321.60)	0.00
EXPENDITURE SUMMARY						
TOTAL EXPENDITURES	0	0.00	0.00	0.00	0.00	0.00
REVENUE OVER/ (UNDER) EXPENDITURES	0	27.00	321.60	0.00 (321.60)	0.00

CITY OF BAY ST. LOUIS
REVENUE & EXPENSE REPORT (UNAUDITED)
AS OF: JULY 31ST, 2019

650-COMMUNITY HALL UNEARNED

% OF YEAR COMPLETED: 83.33

REVENUES	CURRENT BUDGET	CURRENT PERIOD	YEAR TO DATE ACTUAL	TOTAL ENCUMBERED	BUDGET BALANCE	% YTD BUDGET
OTHER						
650-000-300-000 OTHER INCOME	0	27.00	321.60	0.00 (321.60)	0.00
TOTAL OTHER	0	27.00	321.60	0.00 (321.60)	0.00
TOTAL REVENUE	0	27.00	321.60	0.00 (321.60)	0.00

650-COMMUNITY HALL UNEARNED

% OF YEAR COMPLETED: 83.33

DEPARTMENTAL EXPENDITURES	CURRENT BUDGET	CURRENT PERIOD	YEAR TO DATE ACTUAL	TOTAL ENCUMBERED	BUDGET BALANCE	% YTD BUDGET
TOTAL EXPENDITURES	0	0.00	0.00	0.00	0.00	0.00
REVENUE OVER/ (UNDER) EXPENDITURES	0	27.00	321.60	0.00 (321.60)	0.00

CITY OF BAY ST. LOUIS
REVENUE & EXPENSE REPORT (UNAUDITED)
AS OF: JULY 31ST, 2019

654-UNEMPLOYMENT FUND
FINANCIAL SUMMARY

% OF YEAR COMPLETED: 83.33

	CURRENT BUDGET	CURRENT PERIOD	YEAR TO DATE ACTUAL	TOTAL ENCUMBERED	BUDGET BALANCE	% YTD BUDGET
REVENUE SUMMARY						
INTEREST	0	0.00	68.89	0.00 (68.89)	0.00
OTHER	0	0.00	0.00	0.00	0.00	0.00
TOTAL REVENUES	0	0.00	68.89	0.00 (68.89)	0.00
REVENUE OVER/ (UNDER) EXPENDITURES	0	0.00	68.89	0.00 (68.89)	0.00

654-UNEMPLOYMENT FUND

% OF YEAR COMPLETED: 83.33

REVENUES	CURRENT BUDGET	CURRENT PERIOD	YEAR TO DATE ACTUAL	TOTAL ENCUMBERED	BUDGET BALANCE	% YTD BUDGET
<hr/>						
INTEREST						
654-000-290-000 INTEREST INCOME	0	0.00	68.89	0.00 (68.89)	0.00
TOTAL INTEREST	0	0.00	68.89	0.00 (68.89)	0.00
OTHER						
654-000-300-304 TRANSFER IN	0	0.00	0.00	0.00	0.00	0.00
TOTAL OTHER	0	0.00	0.00	0.00	0.00	0.00
<hr/>						
TOTAL REVENUE	0	0.00	68.89	0.00 (68.89)	0.00
REVENUE OVER/ (UNDER) EXPENDITURES	0	0.00	68.89	0.00 (68.89)	0.00



City Council Department Report

To: City Council

From: Valerie Fitts, Deputy Clerk of Council

Date: August 6, 2019

Subject: Motion to approve the Minutes for the City Council Meetings for the Workshop Meeting of July 16, 2019, regular scheduled Meeting of July 16, 2019 and Recessed Meeting of July 23, 2019.



City Clerk Department Report

To: City Council
From: Sissy Gonzales, City Clerk
Date: August 6, 2019
Subject: Spread the Bay Saint Louis Grant, Rebates, & Donation Revenue Detailed GL YTD report on the Minutes.

Attachments:

1. Detailed Grant Revenue Report dated July 31, 2019

FUND : 001-GENERAL FUND

ACTIVE ACCOUNTS ONLY

PERIOD TO USE: Oct-2018 THRU Sep-2019

DEPT : N/A

SUPPRESS ZEROS

ACCOUNTS: 000-251-000 THRU 000-286-999

4.J.1

POST	DATE	TRAN #	REFERENCE	PACKET=====	DESCRIPTION=====	VEND	INV/JE #	NOTE	=====AMOUNT=====	=====BALANCE=====

000-257-002			HURRICANE NATE							
			B E G I N N I N G		B A L A N C E					0.00
10/04/18	11/18	C23800	RCPT 00305048	10400	CAT A & CAT B REIMBURSEMENTS				25,487.00CR	25,487.00CR
			=====	ACCOUNT TOTAL	DB:	0.00	CR:	25,487.00CR		

000-260-000			POLICE STATE GRANT REVENUE							
			B E G I N N I N G		B A L A N C E					0.00
1/17/19	5/02	B24932	M	000000	02554 Bank Rec - Adj		JE# 004951	000196	144.00CR	144.00CR
3/19/19	5/10	B24973	M	000000	02558 Bank Rec - Adj		JE# 004968	000208	876.00CR	1,020.00CR
4/04/19	5/14	B25050	M	000000	02568 Bank Rec - Adj		JE# 005007	000244	228.00CR	1,248.00CR
5/22/19	6/20	B25286	M	000000	02599 Bank Rec - Adj		JE# 005060	000275	1,764.00CR	3,012.00CR
6/21/19	7/16	C25429	RCPT 00327768	11435	POLICE_06/18/2019				65.00CR	3,077.00CR
			=====	ACCOUNT TOTAL	DB:	0.00	CR:	3,077.00CR		

000-260-001			POLICE GRANT -OVERTIME							
			B E G I N N I N G		B A L A N C E					0.00
11/27/18	1/18	C24118	RCPT 00310560	10627	DPS - SALARIES				2,324.71CR	2,324.71CR
11/27/18	7/10	B25374	RCPT 00310560	02601	DPS - SALARIES		JE# 005080		2,324.71	0.00
11/29/18	1/18	C24121	RCPT 00310610	10630	DPS - SALARIES				1,311.00CR	1,311.00CR
11/29/18	4/24	B24791	M	000000	02532 Bank Rec - Adj		JE# 004865	000142	744.00CR	2,055.00CR
11/29/18	7/10	B25375	RCPT 00310610	02601	DPS - SALARIES		JE# 005081		1,311.00	744.00CR
12/07/18	1/18	C24120	RCPT 00310606	10629	DPS - SALARIES				1,615.60CR	2,359.60CR
12/07/18	7/10	B25376	RCPT 00310606	02601	DPS - SALARIES		JE# 005082		1,615.60	744.00CR
12/11/18	4/24	B24800	M	000000	02535 Bank Rec - Adj		JE# 004874	000147	1,272.00CR	2,016.00CR
12/12/18	2/01	C24157	RCPT 00310977	10657	DPS - SALARIES				5,997.87CR	8,013.87CR
12/12/18	7/10	B25377	RCPT 00310977	02601	DPS - SALARIES		JE# 005083		5,997.87	2,016.00CR
3/26/19	4/12	C24721	RCPT 00318428	10959	DPS - SALARIES				139.50CR	2,155.50CR
3/26/19	7/10	B25373	RCPT 00318428	02601	DPS - SALARIES		JE# 005079		139.50	2,016.00CR
4/05/19	5/10	C24984	RCPT 00321072	11107	DPS_SALARIES				191.81CR	2,207.81CR
4/05/19	7/10	B25372	RCPT 00321072	02601	DPS_SALARIES		JE# 005078		191.81	2,016.00CR
4/19/19	5/13	C24991	RCPT 00321212	11112	DPS_SALARIES				1,188.00CR	3,204.00CR
4/19/19	7/10	B25361	RCPT 00321212	02601	DPS_SALARIES		JE# 005067		1,188.00	2,016.00CR
4/29/19	5/10	C24982	RCPT 00321070	11105	DPS_SALARIES				122.06CR	2,138.06CR
4/29/19	7/10	B25362	RCPT 00321070	02601	DPS_SALARIES		JE# 005068		122.06	2,016.00CR
5/10/19	5/10	C24957	RCPT 00320923	11081	DPS - SALARIES				116.25CR	2,132.25CR
5/10/19	7/10	B25363	RCPT 00320923	02601	DPS - SALARIES		JE# 005069		116.25	2,016.00CR
6/04/19	6/27	C25327	RCPT 00325406	11353	DPS - SALARIES				738.75CR	2,754.75CR
6/04/19	7/10	B25364	RCPT 00325406	02601	DPS - SALARIES		JE# 005070		738.75	2,016.00CR
6/13/19	6/27	C25321	RCPT 00325395	11347	DPS - SALARIES				139.50CR	2,155.50CR
6/13/19	7/10	B25365	RCPT 00325395	02601	DPS - SALARIES		JE# 005071		139.50	2,016.00CR
			=====	ACCOUNT TOTAL	DB:	13,885.05	CR:	15,901.05CR		

FUND : 001-GENERAL FUND

ACTIVE ACCOUNTS ONLY

PERIOD TO USE: Oct-2018 THRU Sep-2019

DEPT : N/A

SUPPRESS ZEROS

ACCOUNTS: 000-251-000 THRU 000-286-999

4.J.1

POST	DATE	TRAN #	REFERENCE	PACKET=====	DESCRIPTION=====	VEND	INV/JE #	NOTE	=====AMOUNT=====	=====BALANCE=====

000-260-002			POLICE GRANT-TRAINING REIMB							
			B E G I N N I N G		B A L A N C E					0.00
3/01/19	4/12	C24717	RCPT 00318398	10955	REFRESHER_HC SHERIFF_06/2018				1,800.00CR	1,800.00CR
5/01/19	6/17	C25257	RCPT 00324637	11282	B. JOHNSON & B. ORDOYNE				7,200.00CR	9,000.00CR
			=====	ACCOUNT TOTAL	DB:	0.00	CR:	9,000.00CR		

000-260-003			GRANT-ALCOHOL							
			B E G I N N I N G		B A L A N C E					0.00
4/05/19	7/10	B25371	RCPT 00321072	02601	2019-DPS_SALARIES		JE# 005077		191.81CR	191.81CR
4/29/19	7/10	B25367	RCPT 00321070	02601	2019-DPS_SALARIES		JE# 005073		122.06CR	313.87CR
5/10/19	7/10	B25368	RCPT 00320923	02601	2019-DPS - SALARIES		JE# 005074		116.25CR	430.12CR
			=====	ACCOUNT TOTAL	DB:	0.00	CR:	430.12CR		

000-260-004			GRANT-TRAFFIC SERVICES							
			B E G I N N I N G		B A L A N C E					0.00
11/27/18	7/10	B25378	RCPT 00310560	02601	2018-DPS - SALARIES		JE# 005084		2,324.71CR	2,324.71CR
11/29/18	7/10	B25379	RCPT 00310610	02601	2018-DPS - SALARIES		JE# 005085		1,311.00CR	3,635.71CR
12/07/18	7/10	B25380	RCPT 00310606	02601	2018-DPS - SALARIES		JE# 005086		1,615.60CR	5,251.31CR
12/12/18	7/10	B25381	RCPT 00310977	02601	2018-DPS - SALARIES		JE# 005087		5,997.87CR	11,249.18CR
3/26/19	7/10	B25382	RCPT 00318428	02601	2019-DPS - SALARIES		JE# 005088		139.50CR	11,388.68CR
4/19/19	7/10	B25366	RCPT 00321212	02601	2019-DPS_SALARIES		JE# 005072		1,188.00CR	12,576.68CR
6/04/19	7/10	B25369	RCPT 00325406	02601	2019-DPS - SALARIES		JE# 005075		738.75CR	13,315.43CR
6/13/19	7/10	B25370	RCPT 00325395	02601	2019-DPS - SALARIES		JE# 005076		139.50CR	13,454.93CR
			=====	ACCOUNT TOTAL	DB:	0.00	CR:	13,454.93CR		

000-260-006			GRANT-HIDTA REIMBURSEMENT							
			B E G I N N I N G		B A L A N C E					0.00
11/13/18	11/18	C23839	RCPT 00305104	10439	HIDTA				12,544.94CR	12,544.94CR
5/20/19	5/23	C25132	RCPT 00322291	11179	HIDTA				23,777.36CR	36,322.30CR
			=====	ACCOUNT TOTAL	DB:	0.00	CR:	36,322.30CR		

000-262-000			SCHOOL RESOURCE OFFICER							
			B E G I N N I N G		B A L A N C E					0.00
10/16/18	10/26	C23693	RCPT 00302588	10321	AUGUST 2018				3,321.60CR	3,321.60CR
10/16/18	10/26	C23693	RCPT 00302589	10321	SEPTEMBER 2018				3,321.60CR	6,643.20CR
11/20/18	12/19	C23936	RCPT 00307817	10515	OCT 2018				3,321.60CR	9,964.80CR
12/20/18	1/17	C24105	RCPT 00310479	10613	NOV 2018				3,321.60CR	13,286.40CR
1/18/19	2/04	C24175	RCPT 00311251	10668	DECEMBER 2018				3,321.60CR	16,608.00CR
2/19/19	2/20	C24291	RCPT 00313391	10746	JAN 2019				2,110.60CR	18,718.60CR
			=====	ACCOUNT TOTAL	DB:	0.00	CR:	18,718.60CR		

7-31-2019 7:29 PM		D E T A I L L I S T I N G		PAGE: 3		
FUND : 001-GENERAL FUND		ACTIVE ACCOUNTS ONLY		PERIOD TO USE: Oct-2018 THRU Sep-2019		
DEPT : N/A		SUPPRESS ZEROS		ACCOUNTS: 000-251-000 THRU 000-286-999		
POST	DATE	TRAN #	REFERENCE	PACKET=====DESCRIPTION=====	VEND INV/JE # NOTE =====AMOUNT=====	=====BALANCE=====

000-264-000		HOMESTEAD REIMBURSEMENT				
		B E G I N N I N G		B A L A N C E		0.00
3/11/19	3/28	C24588	RCPT 00316628	10921 HOMESTEAD (CITIES)		24,994.05CR 24,994.05CR
		=====		ACCOUNT TOTAL	DB: 0.00 CR: 24,994.05CR	

000-265-000		MUNICIPAL REVOLVING FUNDS				
		B E G I N N I N G		B A L A N C E		0.00
11/13/18	11/18	C23839	RCPT 00305105	10439 MUNICIPAL AID REVOLVING FUND		4,617.79CR 4,617.79CR
		=====		ACCOUNT TOTAL	DB: 0.00 CR: 4,617.79CR	

000-286-000		DONATIONS - GENERAL FUND				
		B E G I N N I N G		B A L A N C E		0.00
6/19/19	6/27	C25328	RCPT 00325407	11355 7TH ST PARK - PHASE 2		23,010.76CR 23,010.76CR
		=====		ACCOUNT TOTAL	DB: 0.00 CR: 23,010.76CR	

*-**-**--*-**-**--*-**-**--*-		000 ERRORS IN THIS REPORT!		*-**-**--*-**-**--*-**-**--*-		

		** REPORT TOTALS **		--- DEBITS ---		--- CREDITS ---
		BEGINNING BALANCES:		0.00		0.00
		REPORTED ACTIVITY:		13,885.05		175,013.60CR
		ENDING BALANCES:		13,885.05		175,013.60CR
		TOTAL FUND ENDING BALANCE:				161,128.55CR

FUND: 005-MUNICIPAL RESERVE FUND						

000-257-014		GRANT REVENUE-MDOT-90 MEDIAN				
		B E G I N N I N G		B A L A N C E		0.00
11/14/18	11/18	C23835	RCPT 00305099	10435 COMMERCIAL ELECTRIC PAY #1		33,513.34CR 33,513.34CR
11/15/18	11/18	C23834	RCPT 00305097	10434 COMMERCIAL ELECTRIC PAY #2		36,785.58CR 70,298.92CR
11/15/18	11/18	C23834	RCPT 00305098	10434 COMMERCIAL ELECTRIC PAY #3		44,177.53CR 114,476.45CR
1/15/19	2/01	C24159	RCPT 00310996	10659 COMMERCIAL ELECTRIC PAY #4		64,381.20CR 178,857.65CR
1/15/19	2/01	C24159	RCPT 00310999	10659 COMMERCIAL ELECTRIC PAY #5		124,811.02CR 303,668.67CR
3/22/19	3/28	C24591	RCPT 00316631	10924 CHINICHE 15-0079		1,736.47CR 305,405.14CR
3/22/19	3/28	C24591	RCPT 00316632	10924 CHINICHE 17-0323		1,754.67CR 307,159.81CR
3/22/19	3/28	C24591	RCPT 00316633	10924 CHINICHE 17-0325		3,387.55CR 310,547.36CR
3/22/19	3/28	C24591	RCPT 00316634	10924 CHINICHE 17-0326L		3,484.28CR 314,031.64CR
3/22/19	3/28	C24591	RCPT 00316635	10924 CHINICHE 17-0326W		399.79CR 314,431.43CR
3/22/19	3/28	C24591	RCPT 00316636	10924 CHINICHE 17-0327L		5,564.11CR 319,995.54CR
3/22/19	3/28	C24591	RCPT 00316637	10924 CHINICHE 17-0327W		266.53CR 320,262.07CR
3/22/19	3/28	C24591	RCPT 00316638	10924 CHINICHE 17-0328L		4,132.50CR 324,394.57CR
3/22/19	3/28	C24591	RCPT 00316639	10924 CHINICHE 17-0328W		161.50CR 324,556.07CR

7-31-2019 7:29 PM		D E T A I L L I S T I N G		PAGE: 4			
FUND : 005-MUNICIPAL RESERVE FUND		ACTIVE ACCOUNTS ONLY		PERIOD TO USE: Oct-2018 THRU Sep-2019			
DEPT : N/A		SUPPRESS ZEROS		ACCOUNTS: 000-251-000 THRU 000-286-999			
POST	DATE	TRAN #	REFERENCE	PACKET=====DESCRIPTION=====	VEND INV/JE #	NOTE =====AMOUNT=====	=====BALANCE=====

5/01/19	5/02	C24915	RCPT 00319757	11064 COMMERCIAL ELECTRIC PAY #6		29,121.88CR	353,677.95CR
			=====	ACCOUNT TOTAL	DB: 0.00	CR: 353,677.95CR	

000-257-015	GRANT REVENUE SAFE ROUTES					
	B E G I N N I N G B A L A N C E					0.00

12/17/18	1/18	C24116	RCPT 00310525	10625 PAY#1 (MORREALE CONSTRUCTION)		54,291.32CR	54,291.32CR
4/23/19	5/02	C24912	RCPT 00319753	11061 PAY #2 (MORREALE CONSTRUCTION)		54,592.74CR	108,884.06CR
			=====	ACCOUNT TOTAL	DB: 0.00	CR: 108,884.06CR	

--*-*-*-*-*-*-*-*-*-*-*-*-*-* 000 ERRORS IN THIS REPORT! *-*-*-*-*-*-*-*-*-*-*-*-*-*-*-*

** REPORT TOTALS **	---	DEBITS	---	---	CREDITS	---
BEGINNING BALANCES:		0.00			0.00	
REPORTED ACTIVITY:		0.00			462,562.01CR	
ENDING BALANCES:		0.00			462,562.01CR	
TOTAL FUND ENDING BALANCE:					462,562.01CR	

FUND: 100-KATRINA RECOVERY FUND

FUND: 115-CDBG FUND

SELECTION CRITERIA

4.J.1

FISCAL YEAR: Oct-2018 / Sep-2019
FUND: All
PERIOD TO USE: Oct-2018 THRU Sep-2019
TRANSACTIONS: BOTH

ACCOUNT SELECTION

ACCOUNT RANGE: 000-251-000 THRU 000-286-999
DEPARTMENT RANGE: - THRU -
ACTIVE FUNDS ONLY: YES
ACTIVE ACCOUNT ONLY: YES
INCLUDE RESTRICTED ACCOUNTS: NO
DIGIT SELECTION:

PRINT OPTIONS DETAIL

OMIT ACCOUNTS WITH NO ACTIVITY: YES
PRINT ENCUMBRANCES: NO
PRINT VENDOR NAME: NO
PRINT PROJECTS: NO
PRINT MONTHLY TOTALS: NO
PRINT GRAND TOTALS: NO
PRINT: INVOICE #
PAGE BREAK BY: NONE

*** END OF REPORT ***



Finance Department Report

To: City Council
From: Sissy Gonzales, City Clerk
Date: August 6, 2019
Subject: Motion to approve insurance claim offer for Kubota M9960.

Attachments:

1. Kubota M9960 Tractor Insurance Claim

Mike Favre

From: John Rosetti
Sent: Tuesday, July 30, 2019 4:01 PM
To: 'Jamie Favre'; mfavre@baystlouis-ms.gov; 'Heather Smith'
Subject: City of Bay St. Louis - Tractor Claim # 19-00460304
Attachments: AAB.pdf

Attached please find the settlement letter for the tractor claim. Please remember that we do have the tractor insured a replacement cost of \$46,900 and once we replace the tractor we can request the balance. My math shows that we should end up with \$62,221.50 once we replace the tractor.
Let me know if you need any additional information.

Thanks

John Mark Rosetti, III, CIC, CMS

Attachment: Kubota M9960 Tractor Insurance Claim (1803 : Kubota M9960 Tractor Insurance Claim offer)

Property Unit
PO Box 15147
Worcester MA 01615-0147
Telephone: 800-628-0250 Ext: 8559801
Fax Number: 508-926-5660

July 30, 2019

RISK PLACEMENT SERVICES
525 W VAN BUREN STE 1325
CHICAGO IL 60607

Re: Our Insured: CITY OF BAY ST. LOUIS
Claim Number: 19-00460304 000
Date of Loss: 05/22/2019

Dear Sir or Madam:

This letter is notification of an offer to the City of Bay St. Louis to cover the damages to a 2015 Kubota Tractor M9960HDC with serial # 60309/BD0516. The machine is scheduled for: \$ 46,900.00 with replacement cost valuation. There is also a scheduled Alamo Ditch Blower Model KSM50, Serial # 1617101 scheduled for: \$ 17,894.00

We would offer Actual cash value upfront and once the machine is replaced we can offer replacement cost up to the schedule value. The policy also has \$ 10,000.00 in coverage for spare parts and accessories

Offer \$15,000.00 Side Cutter ACV + 1,050.00 7% Tax \$16,050.00 total side cutter ACV

\$1,650.00 Grader ACV + 115.50 7% Tax \$1,765.50 total grader ACV

\$ 35,800.00 ACV tractor + 2,506.00 7% tax \$38,306.00 total ACV on tractor

\$38,306.00 Tractor ACV + \$ 16,050.00 total side cutter + \$ 1,765.50 total grader net: \$ 56,121.50 - \$ 5,000.00 deductible Net: \$ 51,121.50

Sincerely,

Adam Bruneau, SCLA

Adam Bruneau, SCLA
Marine Adjuster
Hanover Insurance Company

Attachment: Kubota M9960 Tractor Insurance Claim (1803 : Kubota M9960 Tractor Insurance Claim offer)



Finance Department Report

To: City Council
From: Sissy Gonzales, City Clerk
Date: August 6, 2019
Subject: Spread Proof of Publication for Ordinance Number 638-07-2019, An Ordinance of the Mayor and City Council of the City of Bay Saint Louis Adopting Salary Schedule Establishing Salary Compensation for Officers, Employees and Open Position of the City of Bay Saint Louis, on the Minutes.

Attachments:

1. Proof of Publication Ordinance Number 638-07-2019

The Sea Coast Echo

POST OFFICE BOX 2009
BAY SAINT LOUIS, MS 39521-2009

PROOF OF PUBLICATION

STATE OF MISSISSIPPI
HANCOCK COUNTY

PERSONALLY appeared before me the undersigned authority in and for said County and State, ROBERT LANGRELL, publisher of THE SEA COAST ECHO, a newspaper printed and published in the City of Bay Saint Louis, said County, who being duly sworn, deposes and says the publication of this notice hereunto annexed has been made in the said publication 1 weeks to-wit:

On the 20 day of July 2019

On the _____ day of _____ 2019

On the _____ day of _____ 2019

On the _____ day of _____ 2019

Robert Langrell

Publisher

Sworn to and subscribed before me A NOTARY PUBLIC

[Signature]

This 22 day of July 2019

CITY OF BAY ST. LOUIS
STATE OF MISSISSIPPI
There came on for consideration at a duly constituted meeting of the Mayor and City Council of the City of Bay St. Louis, Mississippi, held on the 2nd day of July, 2019, the following Ordinance:

ORDINANCE NO. 638-07-2019

AN ORDINANCE OF THE MAYOR AND CITY COUNCIL OF THE CITY OF BAY ST. LOUIS, MISSISSIPPI TO AMEND CITY ORDINANCE NO. 637-05-2019 AND TO ADOPT A SALARY SCHEDULE AND TO ESTABLISH SALARY COMPENSATION FOR OFFICERS, EMPLOYEES, AND OPEN POSITIONS OF THE CITY OF BAY ST. LOUIS

Thereupon Councilman Knoblock offered and moved the adoption of the following resolution:

RESOLUTION BY THE MAYOR AND CITY COUNCIL OF THE CITY OF BAY ST. LOUIS, MISSISSIPPI TO AMEND CITY ORDINANCE NO. 637-05-2019 AND TO ADOPT A SALARY SCHEDULE AND TO ESTABLISH SALARY COMPENSATION FOR OFFICERS, EMPLOYEES, AND OPEN POSITIONS OF THE CITY OF BAY ST. LOUIS

WHEREAS, Miss. Code Annotated § 21-8-21(2) provides that every officer or employee of the municipality shall receive such a salary of compensation as the Council shall by ordinance provide ("Payroll Ordinance"); and WHEREAS, Miss. Code Annotated § 21-8-21(2) also provides that the salary compensation of all employees of such municipality shall be fixed by the Council from time to time, as occasion may demand; and

THEREFORE, BE IT ORDAINED by the Mayor and City Council of the City of Bay St. Louis that the attached three (3) page amended salary ordinance, attached hereto as Exhibit A, with total estimated salaries and employee benefits of \$6,341,552.82 is hereby adopted establishing the compensation rate for every officer, employee and open position of the City; and

NOW, THEREFORE BE IT ALSO ORDAINED, by the City Council that the Mayor of the City of Bay St. Louis is hereby authorized to fill any position as may exist from July 3, 2019 through September 30, 2019, with a compensation rate not to exceed that specified amount for that particular position as reflected in the above referenced salary ordinance budget; and

NOW, THEREFORE BE IT ALSO ORDAINED, that any and all ordinances or parts of ordinances in conflict with this ordinance are hereby repealed.

NOW, THEREFORE BE IT ALSO ORDAINED, that the Ordinance shall be in full force and effect thirty (30) days after the date of passage, except where it should pass unanimously in which case, for the safety and benefit of the City, it shall go into effect immediately.

NOW, THEREFORE BE IT ALSO ORDAINED, that the City Clerk, pursuant to Miss. Code 21-13-11, provide notice of the adoption of the Ordinance in the Sea Coast Echo for one (1) time.

NOW, THEREFORE BE IT ALSO ORDAINED, that the Mayor, City Clerk or any of their designees are authorized to take all actions, including the revision and administrative forms and procedures to effectuate the intent of this Resolution.

The foregoing Resolution was seconded by Councilman DeSalvo and brought to a vote as follows:

Councilman Gary Knoblock YEA
Councilman Doug Seal YEA
Councilman Gene Hoffman YEA
Councilman Jeffery Reed YEA
Councilman Larry Smith YEA
Councilman Buddy Zimmerman YEA
Councilman Josh Desalvo YEA

After being reduced by writing and having received a majority of affirmative votes, the Council President declared that the Resolution was carried and the Ordinance adopted as set forth above on this the 2nd day of July, 2019.

ATTESTATION

I, Lisa Tilley, Clerk of Council for the City of Bay Saint Louis, Mississippi, do hereby attest that the foregoing Ordinance No. 638-07-2019 was approved and adopted in the public meeting of the City Council held on _____ day of _____, 2019, a quorum being present, in the City Council Conference Chambers and said City Council being the duly elected, qualified, and acting governing body of Bay Saint Louis.

Given under my hand and the official seal of the City of Bay Saint Louis, on this, the _____ day of _____, 2019.

Lisa Tilley, Clerk of Council
Approved/Disapproved, and signed by me on this, the _____ day of _____, 2019.

Michael J. Favre, Mayor

CERTIFICATION

I, Sissy Gonzales, Municipal Clerk for the City of Bay Saint Louis, Mississippi, do hereby certify that the foregoing Ordinance No. 638-

Attachment: Proof of Publication Ordinance Number 638-07-2019 (1802 : Proof of Publication Ordinance Number 638-07-2019)



Police Department Report

To: City Council
From: Gary Ponthieux, Police Chief
Date: August 6, 2019
Subject: Motion to allow Mayor Favre to execute the FY20 Mississippi Office of Highway Safety Grant Agreement, awarded to the Bay Saint Louis Police Department by the Mississippi Office of Highway Safety, for vehicle restraint and vehicle speed enforcement, grant project number PT-2020-PT-20-21, in the amount of \$21,464.00.

Attachments:

1. FY20 Project PT2020PT2021 DPS grant 402 Police Traffic Funding



STATE OF MISSISSIPPI
DEPARTMENT OF PUBLIC SAFETY
DIVISION OF PUBLIC SAFETY PLANNING

PHIL BRYANT
GOVERNOR

MARSHALL L. FISHER
COMMISSIONER

7/26/2019

Mayor Michael J. Favre
City of Bay St. Louis/Bay St. Louis Police Department
P.O. Box 2550
Bay St. Louis, MS 39520

Project Number: PT-2020-PT-20-21
Funding Source and Title: 402 Police Traffic Services

Dear Mayor Favre:

Enclosed please find the Mississippi Office of Highway Safety (MOHS) and City of Bay St. Louis/ Bay St. Louis Police Department Grant Agreement for the Fiscal Year 2020. Your agency has been approved for 402 Police Traffic Services funding, in the amount of \$21,464.60 pending final review and approval by NHTSA in the FY20 Highway Safety Plan.

The enclosed agreement is not fully executed until both the agency Authorized Signatory Official (Mayor, Board of Supervisor President, Director, Commissioner, etc.) and the MOHS Office Director, have signed and dated the agreement. Grant activities are not to be implemented and performed, until the agency receives a fully executed copy of the agreement. A copy of the executed agreement, will be provided to the agency after the required Grant Implementation meeting.

All FY20 grant activities begin October 1, 2019 and must be concluded by September 30, 2020. In addition, the FY20 Sub-Grantee Closeout Report must be received by the Mississippi Office of Highway Safety, no later than 5:00 p.m. on November 15, 2020.

Please thoroughly read the Fiscal Control and Fund Accounting Procedures, Grant Agreement, Certifications and Assurances, as changes have been made for FY20. **Your completed original copy grant agreement and all required documents must be returned to the MOHS by 5:00 p.m. on August 30, 2019.** Please make sure that you complete items 1-9 in their entirety and all documents are an original signature signed in BLUE ink by the Authorized Signatory Official (Mayor, Board of Supervisor President, Director, Commissioner, etc.).


1. MOHS Fiscal Control and Fund Accounting Procedures
2. Signature Page
3. State Certification and Assurance: Pursuit Policies; (Enforcement grants only)
4. Enclose a copy of your agency's Pursuit Policy (Enforcement grants only)
5. Assurance of Understanding Requirement for Sub-grantees
6. Local Governmental Resolution Agreement and Authorization to Proceed (If Applicable)
7. Designation of Secondary Signatory Official Form (If Applicable)
8. Enclose a copy of your agency's leave policy (policy should include personal, vacation, sick, holiday, and military leave)
9. Enclose a copy of your agency's overtime policy and a payroll schedule (schedule should include beginning and ending dates of pay periods and paycheck dates for October 1, 2019–September 30, 2020)

Failure to return your completed grant agreement and required documents by the above date may result in the reallocation of grant funds. Please mail the original completed grant agreement and all required documents to the following address:

Mississippi Office of Highway Safety
Attn: Kimberly Harris, Office Manager
1025 Northpark Drive
Ridgeland, MS 39157

Please feel free to contact your Traffic Safety Specialist, Janniece James, 601-977-3730, jjames@dps.ms.gov or Bureau Director, Tenicia Speech, 601-977-3723, tspeech@dps.ms.gov if you should have any questions concerning the completion of the grant agreement.

Sincerely,



Helen Porter, Office Director
Mississippi Office of Highway Safety
Mississippi Department of Public Safety Planning

Mississippi Office of Highway Safety Fiscal Control and Fund Accounting Procedures

Federal regulations prohibit the commingling of Federal grant funds with funds from other sources, and require grant recipients to maintain separate accounting over grant funds to ensure the funds are used for authorized purposes only. Federal grant funds cannot be commingled with general operating funds.

The Mississippi Office of Highway Safety has established the following criteria that must be met by all agencies receiving MOHS funds:

All recipients of MOHS funds are required to follow the federal regulations prohibiting the commingling of federal funds and maintain appropriate financial records that fully disclose the amount and disposition of MOHS funds received. Adequate record keeping includes financial documentation for disbursements.

All recipients of MOHS funds will follow the requirement above, establish and maintain both fiscal and program controls and funds accounting procedures acceptable to the Mississippi Office of Highway Safety, to assure the proper expenditure and disbursement of all funds and for program management and execution. Books and records will be kept and maintained until audited by the MOHS, federal granting agency, Office of the Inspector General, or any other agency requesting records, who shall have the right to access to any pertinent books, documents, papers or other records of the sub-grantee, which are pertinent to the award, in order to make audits, examinations, excerpts and transcripts. The right to access are limited to the required retention period, but last as long as the records are retained (Reference 2CFR 200.336). Records must be maintained for a period of at least three years. Before destruction of any record, written approval must be obtained from the Mississippi Office of Highway Safety. These records include, but are not limited to:

- Financial report covering expenditures of the grant
- General ledger, cash receipts journals, cash disbursements journals, and other subsidiary records
- Approved budget and subsequent modifications
- Indirect cost allocation plans
- All invoices, billings, and reporting worksheets
- All personnel records of individuals paid with grant funds, including time sheets,
- wage authorization, tax withholdings forms, employment applications and other relevant data
- Inventory records for all property purchased with grant funds showing acquisition data, cost of property, identification number, bid information, and the use of the property
- Bank statements and reconciliations;
- Internal and external audit reports and project evaluation

We have read and understand all Fiscal Control and Fund Accounting Procedures as shown above and agree to comply with these conditions in the operation of the grant.

 Authorizing Official's Signature
 (Mayor, Board President, Commissioner, Director)

 Date

 Print Authorizing Official's Name

 Authorizing Official's Title

FY20 MOHS GRANT AGREEMENT**MS Office of Highway Safety**

1025 Northpark Drive

Ridgeland, MS 39157

Phone: (601) 977-3700; Fax: (601) 977-3701

1. Sub-grantee's Name: City of Bay St. Louis/ Bay St. Louis Police Department Mailing Address P.O. Box 2550 Bay St. Louis, MS 39520 Telephone Number: (228) 467-9222 FAX: (228) 466-5051 E-Mail: tbrady@baystlouis-ms.gov		2. Effective Date of Grant: October 1, 2019 3. Subgrant Number: PT-2020-PT-20-21 4. Grant Identifier (Funding Source & Year): 402 Police Traffic Services FY 20 5. Beginning and Ending Dates: October 1, 2019-September 30, 2020 6. Subgrant Payment Method: <u> X </u> Cost Reimbursement Method	
7. CFDA # - 20.600		8. DUNS # - 050584689	
9. Congressional District: 4			
10. A: FAIN #: 18X9204020MS17 69A37518300004020MS0		11.A: Initial Federal Award Date: November 3, 2016 November 22, 2017	
10.B. Federal Awarding Agency: NHTSA		11.B: Secondary Federal Award Date: 12. Research and Development Grant: <u> </u> Yes <u> X </u> No Continuation Grant: <u> X </u> Yes <u> </u> No	
13. The following funds are obligated:			
A. COST CATEGORY		B. SOURCE OF FUNDS	
(1) Personal Services-Salary	\$20,000.00	(1) Federal	\$21,464.60
(2) Personal Services-Fringe		(2) State	
(3) Contractual Services	\$17.50	(3) Local	
(4) Travel		(4) Other	
(5) Equipment	\$1,447.10	Total:	\$21,464.60
(6) Commodities		E. TOTAL OF ALL FEDERAL GRANTS THROUGH MOHS TO AGENCY:	
(7) Indirect Costs		Number of Grants: 2	402 PT
		154AL	Total
TOTAL	\$21,464.60	TOTAL:	\$21,464.60
		\$6,932.90	\$28,397.50
The Sub-Grantee agrees to operate the program outlined in this Agreement in accordance with all provisions of this Agreement as included herein. The following sections are attached and incorporated into this Agreement: Final Approved Agreement which includes: Sub-Grantee Signature Sheet; Sub-Grantee Targets, Performance Measures and Strategies; Task by Quarter; Cost Summary Support Sheet; Agreement of Understanding and Compliances, Designation of Secondary Official (If Applicable)			
All policies, terms, conditions, and provisions listed in funding guidelines, grant agreement, and agreement of understanding which has been provided to Sub-Grantee, are also incorporated into this agreement, and Sub-Grantee agrees to fully comply therewith.			
14. Approved for Grantee:		15. Approved for Sub-Grantee:	
Signature _____ Date _____ Name: Helen Porter Title: MOHS Office Director, MS Office of Highway Safety		Signature _____ Date _____ Name: Michael J. Favre Title: Mayor, City of Bay St.Louis	

FY20 Sub-Grantee Project Description (Law Enforcement):

MOHS Law Enforcement grant programs are provided with Federal grant funds to local police departments, sheriff's and state agencies for enforcement in jurisdictions all across Mississippi. All jurisdictions will provide enforcement, for hours that are specified in each agency Agreement, in support of the (PT) program. These enforcement grants will be coordinated with the national campaigns, along with any state blitz campaigns that the MOHS develops for FY20.

All law enforcement agencies participating in the MOHS Law Enforcement grant program will utilize data to target the need and deploy resources bases on problem identification and traffic trends in the agency locale and make adjustments to the program as needed.

Law Enforcement agencies use the funding for salaries (part time), contractual services, and equipment that has been reviewed and approved by the MOHS. All information on budget can be found in the agency budget. The agency will generate at least (1) earned media campaigns during the blitz campaigns.

FY20 Sub-Grantee-Target(s), Performance Measures and Strategies

Agency Name: City of Bay St. Louis/Bay St. Louis Police Department

List the target(s) that the Sub-Grantee will accomplish during the FY20 grant year. Performance measures should be set to help the Sub-Grantee accomplish the target(s) for the grant year. Strategies must be listed to show how the strategies will be implemented to meet the performance measures and to accomplish the target(s) set by the agency.

Target(s):

The jurisdiction/agency of Bay St. Louis Police Department will maintain the number of unbelted fatalities from 0 2017 to 0 by the end of 2020.

The jurisdiction/agency of Bay St. Louis Police Department will maintain the number of unbelted injuries from 5 2017 to 5 by the end of 2020.

The jurisdiction/agency of Bay St. Louis Police Department will maintain the number of speed related fatalities from 0 2017 to 0 by the end of 2020.

The jurisdiction/agency of Bay St. Louis Police Department will reduce the number of speed related injuries from 1 2017 to 0 by the end of 2020.

Performance Measures:

Issue 100 grant funded Seat Belt Citations in FY20.

Increase the number of grant funded Child Restraint citations from 11 in FY18 to 15 in FY20.

Increase the number of grant funded Speed citations from 457 in FY18 to 525 in FY20.

Strategies:

Overtime Enforcement

4 Checkpoints

36 Saturation Patrols

Generate Earned Media

Publicize patrol activities results (after occurrence)

Attend Troop LEL Network Meeting

Participate in the National blitz campaigns with enhanced PT enforcement:

Click It or Ticket – Memorial Day

Participate in the State blitz campaigns with enhanced PT enforcement:

Christmas/New Year's

Super Bowl

4th of July

Labor Day

FY20 MOHS TASKS BY QUARTERS

AGENCY NAME: City of Bay St. Louis/Bay St. Louis Police Department

PROJECTION TASKS BY QUARTERS:

SCHEDULE PROJECTION OF TASKS BY QUARTERS

List the performance schedule of tasks by quarters referring specifically to the Statement of Tasks in the narrative description and defining the components of tasks to be accomplished by quarters. Tasks that extend beyond one quarter should specify the elements of the tasks that are to be performed for the particular quarters.

1st QUARTER (OCTOBER, NOVEMBER & DECEMBER)

Conduct not less than 1 checkpoints during quarter.

Conduct not less than 9 saturation patrols during quarter.

Issue a minimum of (25) Seat Belt citations during quarter, to reach a goal of (100) for FY2020.

Issue a minimum of (4) Child Restraint citations during quarter, to reach a goal of (15) for FY2020.

Issue a minimum of (133) Speed citations during quarter, to reach a goal of (525) for FY2020.

Submit all required reporting documents by scheduled date(s) as defined in agreement by MS Office of Highway Safety, i.e. (Monthly Cost Reporting Worksheets for reimbursement, Monthly Activity reports, etc.)

Additional Tasks:

Participate in the State Christmas/New Year's blitz campaign with enhanced PT enforcement and earned media with at least one (1) newspaper, television, social media or radio presentations

Projected Expenditures for 1st Quarter: \$5,366.15

FY20 MOHS TASK BY QUARTERS

AGENCY NAME: City of Bay St. Louis/Bay St. Louis Police Department

PROJECTION TASK BY QUARTERS

SCHEDULE PROJECTION OF TASKS BY QUARTERS

List the performance schedule of tasks by quarters referring specifically to the Statement of Tasks in the narrative description and defining the components of tasks to be accomplished by quarters. Tasks that extend beyond one quarter should specify the elements of the tasks that are to be performed for the particular quarters.

2nd QUARTER (JANUARY, FEBRUARY & MARCH)

Conduct not less than 1 checkpoints during quarter.

Conduct not less than 9 saturation patrols during quarter.

Issue a minimum of (25) Seat Belt citations during quarter, to reach a goal of (100) for FY2020.

Issue a minimum of (4) Child Restraint citations during quarter, to reach a goal of (15) for FY2020.

Issue not less than a minimum of (130) Speed citations during quarter, to reach a goal of (525) for FY2020.

Submit all required reporting documents by scheduled date(s) as defined in agreement by MS Office of Highway Safety, i.e. (Monthly Cost Reporting Worksheets for reimbursement, Monthly Activity reports, etc.)

Additional Tasks:

Participate in the State New Year's and the State Super Bowl blitz campaign with enhanced PT enforcement and earned media with at least one (1) newspaper, television, social media or radio presentations.

Projected Expenditures for 2nd Quarter: \$5,366.15

FY20 MOHS TASK BY QUARTERS

AGENCY NAME: City of Bay St. Louis/Bay St. Louis Police Department

PROJECTION TASK BY QUARTERS

SCHEDULE PROJECTION OF TASKS BY QUARTERS

List the performance schedule of tasks by quarters referring specifically to the Statement of Tasks in the narrative description and defining the components of tasks to be accomplished by quarters. Tasks that extend beyond one quarter should specify the elements of the tasks that are to be performed for the particular quarters.

3RD QUARTER (APRIL, MAY & JUNE)

Attend LEL Troop Network meeting. (Click It or Ticket)

Conduct not less than 1 checkpoints during quarter.

Conduct not less than 9 saturation patrols during quarter.

Issue a minimum of (25) Seat Belt citations during quarter, to reach a goal of (100) for FY2020.

Issue a minimum of (4) Child Restraint citations during quarter, to reach a goal of (15) for FY2020.

Issue a minimum of (131) Speed citations during quarter, to reach a goal of (525) for FY2020.

Submit all required reporting documents by scheduled date(s) as defined in agreement by MS Office of Highway Safety, i.e. (Monthly Cost Reporting Worksheets for reimbursement, Monthly Activity reports, etc.)

Additional Tasks:

Participate in the national Click It or Ticket Memorial Day blitz campaign with enhanced PT enforcement and earned media with at least one (1) newspaper, television, social media or radio presentations.

Projected Expenditures for 3rd Quarter: \$5,366.15

FY20 MOHS TASK BY QUARTERS

AGENCY NAME: City of Bay St. Louis/Bay St. Louis Police Department

PROJECTION TASK BY QUARTERS

SCHEDULE PROJECTION OF TASKS BY QUARTERS

List the performance schedule of tasks by quarters referring specifically to the Statement of Tasks in the narrative description and defining the components of tasks to be accomplished by quarters. Tasks that extend beyond one quarter should specify the elements of the tasks that are to be performed for the particular quarters.

4TH QUARTER (JULY, AUGUST & SEPTEMBER)

Conduct not less than 1 checkpoints during quarter.

Conduct not less than 2 saturation patrols during quarter.

Issue a minimum of (25) Seat Belt citations during quarter, to reach a goal of (100) for FY2020.

Issue a minimum of (3) Child Restraint citations during quarter, to reach a goal of (15) for FY2020.

Issue a minimum of (131) Speed citations during quarter, to reach a goal of (525) for FY2020.

Submit all required reporting documents by scheduled date(s) as defined in agreement by MS Office of Highway Safety, i.e. (Monthly Cost Reporting Worksheets for reimbursement, Monthly Activity reports, etc.)

Additional Tasks:

Participate in the State 4th of July and Labor Day blitz campaign with enhanced PT and earned media with at least one (1) newspaper, television, social media or radio presentations.

Projected Expenditures for 4th Quarter: \$5,366.15

FY20 Mississippi Office of Highway Safety-Cost Summary Support Sheet

1. Applicant Agency: City of Bay St. Louis/Bay St. Louis Police Department				
2. Subgrant Number: PT-2020-PT-20-21		3. Grant ID: 402 Police Traffic Services FY 20		4. Beginning: October 1, 2019
5. Ending: September 30, 2020				
6. Activity: Police Traffic Services Enforcement				
7. Category & Line Item	8. Description of item and/or Basis for Valuation	9. Budget		
		Federal	All Other	Total
Personal Services-Salary	Officers over-time or regular time above and beyond normal work hours @ approx. \$23.26 X approx. 860 hours = \$20,003.60 not to exceed \$20,000.00 Total Salaries= \$20,000.00	\$20,000.00		\$20,000.00
Contractual Services	Shipping Cost @ \$17.50 Total Contractual Services = \$17.50	\$17.50		\$17.50
Equipment	(1) Stalker Handheld Radar @ \$1,295.00 (1) Stalker Handheld Radar Mount @ \$152.10 Total Equipment = \$1,447.10	\$1,447.10		\$1,447.10

TOTALS	\$21,464.60		\$21,464.60
---------------	-------------	--	-------------

Mississippi Office of Highway Safety

FY20 Agreement of Understanding and Compliance

This Agreement made and entered into by and between the State of Mississippi by and through the MS Office of Highway Safety, hereinafter referred to as State, and the Governmental Unit or agency named in this application, hereinafter referred to as Sub-Grantee.

WHEREAS, the National Highway Traffic Safety Act of 1966, as amended, provides Federal funds to the State for approved highway safety projects for the purpose of reducing injuries and fatalities as result of motor vehicle crashes, and

WHEREAS, the State may make said funds available to state, county, and municipal agencies and/or government or political subdivisions and/or non-profit entities upon application and approval by State and the National Highway Traffic Safety Administration (NHTSA) if applicable, and

WHEREAS, the Sub-Grantee must comply with the requirements listed herein, to be eligible for Federal funds in approved highway safety projects, and

WHEREAS, the State is obligated to reimburse NHTSA out of its funds for any ineligible or unauthorized expenditures for which Federal funds have been claimed and payment received, and

WHEREAS, the Sub-Grantee has submitted an application for Federal funds for highway safety projects:

NOW, THEREFORE, IN CONSIDERATION OF MUTUAL PROMISES AND OTHER GOOD AND VALUABLE CONSIDERATION, THE PARTIES AGREE AS FOLLOWS:

I. REIMBURSEMENT OF ELIGIBLE EXPENSES

- A. It is mutually agreed that upon written application by Sub-Grantee and approval by State and NHTSA (if applicable), State will obligate Federal funds to Sub-Grantee account for reimbursement of eligible expenditures as set forth in the application.
- B. It is understood that the State has the right to monitor and pre-audit any and all claims presented for reimbursement. Arrangements have been made for the financial and compliance audit required by 2CFR Subpart F, which is to be conducted within the prescribed audit reporting cycle (failure to furnish an acceptable audit, as determined by the cognizant Federal agency, may result in denial or require return of Federal funds). It is mutually agreed and promised that Sub-Grantee reimburse State for any ineligible or unauthorized expenditure for which Federal funds have been claimed and payment received as determined by a State or Federal audit.
- C. It is also understood, pursuant to 2 CFR 200.336, the awarding agency and the Comptroller General of the United States, or any of their authorized representatives (such as National Highway Traffic Administration otherwise known as NHTSA), shall have the right of access to any pertinent books, documents, papers, or other records of grantees and Sub-Grantees which are pertinent to the grant, in order to make audits, examinations, excerpts, and transcripts.
- D. It is further agreed that where reimbursement is made to Sub-Grantee in installments, State shall have the right to withhold any installments to make up reimbursement(s) received for any ineligible or unauthorized expenditure until such time as the ineligible claim is made up or corrected by Sub-Grantee.

- E. Unless otherwise directed, Sub-Grantees must submit monthly reimbursement, activity reports and back up documentation, by the **10th working day** of the following month to receive reimbursement for project activities. Reports reflect the status of project implementation and progress toward reaching goals. Each activity report shall describe the project status and shall be submitted to the State, no later than the 10th working day following the end of the month.
- F. Final Closeout Report and Reimbursement Claim with all required documentation must be received to MS Office of Highway Safety within forty-five (45) days of completion of the project (**Close of Business (COB) November 15th**). Appropriate forms will be provided to the Project Director. All required due dates for MOHS documents are provided in the Project Director's Guide.

Any Sub-Grantee delinquent in submitting monthly reimbursement, monthly activity, and/or final accomplishment reports, or incomplete progress reports that lack sufficient detail of progress during the period in question, may be subject to having submitted reimbursement requests delayed, pending additional justification. Once completed reports are received, reimbursement requests will be processed.

II. ON-SITE MONITORING AND EVALUATION

Pursuant to Federal guidelines, the State has developed a plan for evaluating all projects. Each Sub-Grantee will be required to have at least one (1) on-site monitoring visits during the grant year. All written documents will be reviewed to determine progress, problems and reimbursements of the project. The State evaluates all sub recipient's risk of noncompliance with Federal statutes, regulations and the terms and conditions of the sub-award for the purposes of determining the appropriate level of sub recipient monitoring.

III. PROPERTY AGREEMENT

- Facilities and equipment acquired under this agreement for use in highway safety program areas shall be used and kept in operation for highway safety purposes by the MS Office of Highway Safety; or the State, by formal agreement with appropriate officials of a political subdivision, State agency, or non-profit entities.
- It is mutually agreed and promised that the Sub-Grantee shall immediately notify the MS Office of Highway Safety, if any equipment purchased under this project ceases to be used in the manner set forth by the project agreement. In such event, Sub-Grantee further agrees to transfer or otherwise dispose of such equipment, as directed by the MS Office of Highway Safety.
- It is mutually agreed and promised by the Sub-Grantee that no equipment will be conveyed, sold, salvaged, transferred, etc., without the express written approval of the MS Office of Highway Safety.
- It is mutually agreed and promised that the Sub-Grantee shall maintain, or cause to be maintained for its useful life, any equipment purchased under this project.
- Each Sub-Grantee of federal grant funds has a financial management system that complies with the minimum requirements of 2 CFR Part 200 (Super Circular).
- All equipment awarded in this project agreement must be ordered within ninety (90) days after project implementation. If unforeseen circumstances arise which prohibit this being accomplished, the MS Office of Highway Safety must be notified as to the reason for the delay and projected purchase date of the equipment.
- Property records must be maintained that include a description of the property, a serial number or other identification number, the source of the property, who holds the title, the acquisition date, cost of the property, percentage of Federal participation in the cost of the property, the location use and condition of the property and any ultimate disposition data including the data of disposal and sale price of the property.

- A physical inventory of the property must be taken and the results reconciled with the property records at least once every two (2) years for the useful life of the property.
- A control system must be developed to ensure adequate safeguards to prevent loss, damage or theft of the property. Any loss, damage or theft shall be investigated.
- Adequate maintenance procedures must be developed to keep the property in good and working condition.
- If the Sub-Grantee is authorized or required to sell the property, proper sales procedures must be established to ensure the highest possible return. Sale of items must be approved by the MOHS.
- Costs for equipment items are allowable only as part of a comprehensive program effort. All approved equipment must be included on the Federal Conformation Product List (CPL), where applicable. Approved equipment purchased with federal funds, must be in compliance of the Buy America Act (23 U.S.C. 313).
- Approved equipment with a purchase price of \$5,000.00, must be approved in writing from the National Highway Traffic Safety Administration, before the purchase of approved equipment purchased with federal funds.

IV. STAFFING

Positions covered by this project that are funded 100% or 2080 enforcement hours must be new positions. If staff of the Sub-Grantee agency is transferred to work on this project, the agency must replace the vacant position with a new hire. Salaries in this project are for the purpose of remuneration for personal services over and above the present manpower level of the agency. All positions require detailed activity documentation, as directed by MS Office of Highway Safety.

The Individual Officer(s) on this project is defined as an officer working enforcement at approximately 2080 hours at an approximate rate of pay per hour.

V. GENERAL PROJECT REQUIREMENTS

- A. Any change to out-of-state travel approved in the Grant Application, must have prior written approval by the MS Office of Highway Safety for changes. Requests for change should be submitted to the MS Office of Highway Safety not less than two (2) weeks before the intended date of travel on Agency letterhead.
 - Out of State Travel - All federal funded out of state travel requires expenses incurred to be placed on the authorized travel voucher. All cost must be based on current state and federal policies.
 - In State Travel - All federal funded in state travel requires itemized receipts for expenses incurred, as well as the authorized travel voucher. All cost must be based on current state and federal policies.
 - In State Travel - Meals can only be claimed with an overnight hotel stay.
- B. The Mississippi Office of Highway Safety can only reimburse sub-grantees for grant funded activity. If a sub-grantee is on non-grant related activities for more than 15 minutes; after such time, they should revert to their own agency funding.
- C. No budget modification requests will be accepted by the MS Office of Highway Safety after **July 31st**. Any proposed changes in this Agreement that would result in changes in the scope, character, or complexity of the agreement, require a Letter and Budget Modification Request to the MS Office of Highway Safety. Changes to the Agreement will not be effective, until both parties have executed the modification.
- D. Sub-Grantee must submit any proposed agreements for contractual services to the MS Office of Highway Safety. Contractual Services must be submitted forty-five (45) days prior to acceptance, due to the fact that contracts must have review and approval by DPS and NHTSA.

- E. Any program income earned by projects financed in whole or in part with Federal funds must be documented and accounted for. Program income earned during the project period shall be retained by the Sub-Grantee and used for project related expenses or to offset eligible expenses, with the approval of the MS Office of Highway Safety.
- F. Sub-Grantee **must complete** the Authorized Official or Local Government Resolution included within this Agreement, to accept on behalf of the agency that is represented in this Agreement for federal funding to defray the costs of the project described in the award. **Grant Agreements are not effective until both parties (MOHS and the Sub-Grantee) have fully executed (signed and dated) the Grant Agreement.**
- G. Sub-Grantee **must maintain** in the Agency grant file, the most current copy of the following policies with the Application for funding. If Agency does not have a current policy, please inform the MS Office of Highway Safety of the un-availability of the policy.
- Seat belt policy (Must Retain a Copy);
 - Warning citation policy (If Applicable);
 - Pursuit policy (Must Retain a Copy);
 - Checkpoint policy (If Applicable);
 - Saturation patrol policy (If Applicable); and
 - DUI enforcement policy (If Applicable)
 - Agency seat belt survey procedures must be provided if usage rate is identified as a performance measure within agreement (If Applicable)
- H. Sub-Grantee **must submit** to the MS Office of Highway Safety a copy of the following policy(s):
- Agency Payroll Schedule- Payroll period begin and payroll end dates & check date);
 - Agency Leave policy (personal, vacation, sick, holiday, and military); and
 - Agency Overtime Policy
 - Pursuit Policy
 - In-Direct Cost Agreement (If Applicable)
- I. All training received under federal funded programs must be program related and the Sub-Grantee **must** maintain a copy of the certificate of completion and **must** be available for inspection in the Sub-Grantee grant file. A copy of the certificate of completion **must** be submitted to the MOHS for reimbursement of training expenses.
- J. A Property Inventory form **must** be completed for all equipment. All equipment cost exceeding \$1,000.00 and/or all computer equipment, will be tagged with a Department of Public Safety inventory control number. All equipment will be maintained on the MOHS inventory data base. All equipment purchased with grant funds must be available for inspection. A copy of the most current Property Inventory form must be available in the Agency's grant file.
- K. Implementation of Agreement: All Sub-Grantees **are required** to attend a mandatory grant implementation meeting. Failure to attend one (1) of the available mandatory grant implementation meetings will result in rescinding of the grant funds allocated for the project.
- L. Termination of Agreement:
- In the event of Sub-Grantee noncompliance with any of the provisions of this agreement, the MS Office of Highway Safety may terminate this Agreement by giving the Sub-Grantee a thirty (30) day notice. Before

issuing notice of termination of this Agreement, the MS Office of Highway Safety, shall allow the Sub-Grantee a reasonable opportunity to correct noncompliance issues. For noncompliance with the nondiscrimination section of this agreement or with any of the said rules, regulations or orders, this agreement may be canceled, terminated, or suspended in whole or in part.

- The Sub-Grantee may terminate its participation in this agreement by notifying and submitting the required closeout documentation to the MS Office of Highway Safety, thirty (30) days in advance of the termination date.
- Agreements: Unless otherwise authorized in writing by the MS Office of Highway Safety, the Sub-Grantee shall not assign any portion of the work to be performed under this Agreement, or execute any Agreement, amendment or change order thereto, or obligate itself in any manner with any third party with respect to its rights and responsibilities under this Agreement without the prior written concurrence of the MS Office of Highway Safety. Any subcontract under this Agreement must include all required and/or applicable clauses and provisions of this agreement.
- Sub-Grantee failure to meet all reporting, attendance at meeting(s), scheduled events and timely submission of reimbursement requests set forth in the Agreement by the MS Office of Highway Safety, may result in the withholding of reimbursement payments.

VI. UNALLOWABLE COST

Limitations and Conditions: The provisions stated in the following section are not intended to deny flexibility in supporting potential accident and injury reduction activities; however, the conditions do serve as a guide in describing costs that are **not allowable** for highway safety funding. See NHTSA Highway Safety Grant Funding Guidance.

The following are **unallowable**:

A. Unallowable Costs for Facilities and Construction:

- Highway construction, maintenance, or design other than design of safety features of highways incorporated into Roadway Safety guidelines
- Construction or reconstruction of permanent facilities, such as paving, driving ranges, towers and non-portable skid pads
- Highway safety appurtenances including longitudinal barriers (such as guardrails), sign supports (except as allowed under Allowable Costs with Conditions for selected Items, Part II.A.2.), luminaire supports, and utility poles (FHWA safety construction Federal-aid funds are available)
- Construction, rehabilitation, or remodeling for any buildings or structures or for purchase of office furnishings and fixtures;

Examples of office furnishings and fixtures

- | | | |
|-------------|------------------|--------------------------|
| • Chair | • Bookcase | • Portable Partition |
| • Table | • Filing Cabinet | • Picture, Wall Clock |
| • Shelving | • Floor Covering | • Draperies and Hardware |
| • Coat Rack | • Office Planter | • Fixed Lighting/Lamp |

- Land (except for SAFETEA-LU Section 2010 and MAP-21 Section 405(f) motorcycle safety grant funds used to purchase a facility which includes the purchase of land upon which the facilities sit.)

B. Unallowable Equipment Costs:

- Fixed and portable truck scales (Motor Carrier safety program funds are available for truck scales)

- Traffic signal preemption systems (FHWA Federal-aid highway program funds are available for traffic signal preemption systems)
- Automated traffic enforcement systems may not be purchased, operated, or maintained with Section 402 funds (including MAP-21 Section 405(b) High Seat Belt Use Rate funds, 405(d) Ignition Interlock funds, 405(e) Distracted Driving funds, and 405(g) GDL funds, in which a State has been approved to use for any eligible project or activity under 23 USC 402). (23 CFR Part 1300.13(c)).
- Radars or other speed measuring devices using MAP-21 Section 405-Impaired Driving Countermeasures and SAFETEA-LU Section 410 Alcohol Impaired Driving Countermeasures grant funds.

C. Unallowable Training Costs:

- Training of employees of Federal civilian and Federal military agencies. Note: Training for Department of the Interior personnel who are assigned Section 402 responsibilities is covered under the 5 percent administrative allowance.
- An individual's salary while pursuing training (except when the individual's salary is already supported with highway safety funds under an approved project).
- Overtime for police officers attending drug recognition expert training.

D. Program Administration:

- General costs of government. For States, local governments and Indian Tribes, the general costs of government are unallowable (except as provided in § 200.474 Travel. Reference 2 CFR § 200.444 and 2 CFR § 200.474).
- NHTSA highway safety grant funds used to defray expenses incurred or sought to be incurred for activities of Federal civilian or military agencies or employees. For Department of the Interior, personnel expenditures for the Section 402 program are covered under the five percent administrative allowance.
- Alcoholic beverages for any consumption purposes or techniques for determining driver impairment are not allowable (See Part III, D.3.). Reference 2 CFR § 200.423.
- Drug impaired activities, equipment and drug impaired training is not allowable using Sections 154/164 funds.

E. Lobbying:

- Federal - the cost of influencing the U.S. Congress and Federal agency officials for activities associated with obtaining grants, contracts, cooperative agreements or loans.
- State and Local-No Federal funds may be used for any activity specifically designed to urge or influence a State or local legislator to favor or oppose the adoption of any specific legislative proposal pending before any State or local legislative body. Such activities include both direct and indirect (e.g., grassroots) lobbying activities, with one exception. This does not preclude a State official whose salary is supported with NHTSA funds to engage in direct contact with State or local legislative officials, in accordance with customary State practice, even if it urges legislative officials to favor or oppose the adoption of a specific pending legislative proposal. (23 CFR Part 1300)

F. Additional Items Unallowable:

- Cell phones and guns are ***not*** allowable for purchase with these funds under any circumstances.
- Costs for equipment purchases exceeding \$5,000.00, must have prior approval from NHTSA. The MS Office of Highway Safety will obtain the approval letter and provide a copy to the Sub-Grantee.
- Where major multi-purpose equipment is to be purchased, costs shall be factored, based on utilization for highway safety purposes.

- Costs for the following equipment items are allowable only if a part of a comprehensive program effort. All allowable equipment must be included on the Federal Conformation Product List (CPL):
 - (1) Police traffic radar and other speed measuring devices used by the police (devices must meet the recommended federal guidelines);
 - (2) Alcohol testing; and
 - (3) Mobile video systems.
- The cost of training is allowable using DOT/NHTSA developed, equivalent, or endorsed curriculum. Documentation must be provided in order to receive reimbursement for a Individual Officer's salary for training. MOHS will reimburse an officer's salary, as long as the proper documentation is submitted such as a Certificate of Completion or Certificate of Attendance.
- Development costs of new training curriculum and materials are allowable, if they will not duplicate materials already developed for similar purposes by DOT/NHTSA or by other states. This does not preclude modifications of present materials necessary to meet particular state and local instructional needs.
- Costs are not allowable to pay for an employee's salary while pursuing training, nor to pay the salary of the employee's replacement except where the employee's salary is supported 100% under an approved project.
- All training must be included within the grant Agreement. Only DUI (Alcohol) training is allowed under alcohol funding. Occupant protection training is allowed under occupant protection funding.
- Supplanting, includes: (a) replacing routine and/or existing State or local expenditures with the use of Federal grant funds and/or (b) using Federal grant funds for costs of activities that constitute general expenses required to carry out the overall responsibilities of State, local, or Federally-recognized Indian tribal governments.
- The MOHS will not reimburse for the assistance of providing training to law enforcement officers through specialized training activities, unless approved in the MOHS Agreement. Any training or training assistance that is claimed and not listed in the approved MOHS Agreement will not be reimbursed.
- Cost to purchase program advertising space in the mass communication media is not allowable for Sub-Grantees.

CERTIFICATIONS AND ASSURANCES FEDERAL CERTIFICATIONS AND ASSURANCES

NONDISCRIMINATION (APPLIES TO SUB RECIPIENTS AS WELL AS SUB-GRANTEES)

The Sub-Grantee will comply with all Federal statutes and implementing regulations relating to Nondiscrimination ("Federal Nondiscrimination Authorities"). These include but are not limited to:

- TITLE VI OF THE CIVIL RIGHTS ACT OF 1964 (42 U.S.C. 2000d *et seq.*, 78 stat. 252), (prohibits discrimination on the basis of race, color, national origin) and 49 CFR part 21;
- THE UNIFORM RELOCATION ASSISTANCE AND REAL PROPERTY ACQUISITION POLICIES Act of 1970, (42 U.S.C. 4601), (prohibits unfair treatment of persons displaced or whose property has been acquired because of Federal or Federal-aid programs and projects);
- FEDERAL-AID HIGHWAY ACT OF 1973, (23 U.S.C. 324 *et seq.*), AND TITLE IX OF THE EDUCATION AMENDMENTS OF 1972, as amended (20 U.S.C. 1681-1683 and 1685-1686) (prohibit discrimination on the basis of sex);
- SECTION 504 OF THE REHABILITATION ACT OF 1973, (29 U.S.C. 794 *et seq.*), as amended, (prohibits discrimination on the basis of disability) and 49 CFR part 27;

- THE AGE DISCRIMINATION ACT OF 1975, as amended, (42 U.S.C. 6101 *et seq.*), (prohibits discrimination on the basis of age);
- THE CIVIL RIGHTS RESTORATION ACT OF 1987, (Pub. L. 100-209), (broadens scope, coverage and applicability of Title VI of the Civil Rights Act of 1964, The Age Discrimination Act of 1975 and Section 504 of the Rehabilitation Act of 1973, by expanding the definition of the terms “programs or activities” to include all of the programs or activities of the Federal aid recipients, sub-recipients and contractors, whether such programs or activities are Federally-funded or not);
- TITLES II AND III OF THE AMERICANS WITH DISABILITIES ACT (42 U.S.C. 12131-12189) (prohibits discrimination on the basis of disability in the operation of public entities, public and private transportation systems, places of public accommodation, and certain testing) and 49 CFR parts 37 and 38;
- EXECUTIVE ORDER 12898, FEDERAL ACTIONS TO ADDRESS ENVIRONMENTAL JUSTICE IN MINORITY POPULATIONS AND LOW-INCOME POPULATIONS (prevents discrimination against minority populations by discouraging programs, policies, and activities with disproportionately high and adverse human health or environmental effects on minority and low-income populations); and
- EXECUTIVE ORDER 13166, IMPROVING ACCESS TO SERVICES FOR PERSONS WITH LIMITED ENGLISH PROFICIENCY (guards against Title VI national origin discrimination/discrimination because of limited English proficiency (LEP) by ensuring that funding recipients take reasonable steps to ensure that LEP persons have meaningful access to programs (70 FR 74087-74100).

The Sub-Grantee—

- Will take all measures necessary to ensure that no person in the United States shall, on the grounds of race, color, national origin, disability, sex, age, limited English proficiency, or membership in any other class protected by Federal Nondiscrimination Authorities, be excluded from participation in, be denied the benefits of, or be otherwise subjected to discrimination under any of its programs or activities, so long as any portion of the program is Federally-assisted;
- Will administer the program in a manner that reasonably ensures that any of its sub recipients, contractors, subcontractors, and consultants receiving Federal financial assistance under this program will comply with all requirements of the Non-Discrimination Authorities identified in this Assurance;
- Agrees to comply (and require any of its sub recipients, contractors, subcontractors, and consultants to comply) with all applicable provisions of law or regulation governing US DOT's or NHTSA's access to records, accounts, documents, information, facilities, and staff, and to cooperate and comply with any program or compliance reviews, and/or complaint investigations conducted by US DOT or NHTSA under any Federal Nondiscrimination Authority;
- Acknowledges that the United States has a right to seek judicial enforcement with regard to any matter arising under these Non-Discrimination Authorities and this Assurance;
- Agrees to insert in all contracts and funding agreements with other State or private entities the following clause:
 - “During the performance of this contract/funding agreement, the contractor/funding recipient agrees—
 - a. To comply with all Federal nondiscrimination laws and regulations, as may be amended from time to time;
 - b. Not to participate directly or indirectly in the discrimination prohibited by any Federal non-discrimination law or regulation, as set forth in appendix B of 49 CFR part 21 and herein;
 - c. To permit access to its books, records, accounts, other sources of information, and its facilities as required by the State highway safety office, US DOT or NHTSA;

d. That, in event a contractor/funding recipient fails to comply with any nondiscrimination provisions in this contract/funding agreement, the State highway safety agency will have the right to impose such contract/agreement sanctions as it or NHTSA determine are appropriate, including but not limited to withholding payments to the contractor/funding recipient under the contract/agreement until the contractor/funding recipient complies; and/or cancelling, terminating, or suspending a contract or funding agreement, in whole or in part; and

e. To insert this clause, including paragraphs (a) through (e), in every subcontract and sub agreement and in every solicitation for a subcontract or sub-agreement that receives Federal funds under this program.

POLITICAL ACTIVITY (HATCH ACT)

(APPLIES TO SUB RECIPIENTS AS WELL AS SUB-GRANTEES)

The Sub-Grantee will comply with provisions of the Hatch Act (5 U.S.C. 1501-1508), which limits the political activities of employees whose principal employment activities are funded in whole or in part with Federal funds.

CERTIFICATION REGARDING FEDERAL LOBBYING

(APPLIES TO SUB RECIPIENTS AS WELL AS SUB-GRANTEES)

Certification for Contracts, Grants, Loans, and Cooperative Agreements

The undersigned certifies, to the best of his or her knowledge and belief, that:

1. No Federal appropriated funds have been paid or will be paid, by or on behalf of the undersigned, to any person for influencing or attempting to influence an officer or employee of any agency, a Member of Congress, an officer or employee of Congress, or an employee of a Member of Congress in connection with the awarding of any Federal contract, the making of any Federal grant, the making of any Federal loan, the entering into of any cooperative agreement, and the extension, continuation, renewal, amendment, or modification of any Federal contract, grant, loan, or cooperative agreement;
2. If any funds other than Federal appropriated funds have been paid or will be paid to any person for influencing or attempting to influence an officer or employee of any agency, a Member of Congress, an officer or employee of Congress, or an employee of a Member of Congress in connection with this Federal contract, grant, loan, or cooperative agreement, the undersigned shall complete and submit Standard Form-LLL, "Disclosure Form to Report Lobbying," in accordance with its instructions;
3. The undersigned shall require that the language of this certification be included in the award documents for all sub-award at all tiers (including subcontracts, subgrants, and contracts under grant, loans, and cooperative agreements) and that all sub recipients shall certify and disclose accordingly.

This certification is a material representation of fact upon which reliance was placed when this transaction was made or entered into. Submission of this certification is a prerequisite for making or entering into this transaction imposed by section 1352, title 31, U.S. Code. Any person who fails to file the required certification shall be subject to a civil penalty of not less than \$10,000 and not more than \$100,000 for each such failure.

RESTRICTION ON STATE LOBBYING

(APPLIES TO SUB RECIPIENTS AS WELL AS SUB-GRANTEES)

None of the funds under this program will be used for any activity specifically designed to urge or influence a State or local legislator to favor or oppose the adoption of any specific legislative proposal pending before any State or local legislative body. Such activities include both direct and indirect (e.g., "grassroots") lobbying activities, with one exception. This does not preclude a State official whose salary is supported with NHTSA funds from engaging in direct communications with State or local legislative officials, in accordance with customary State practice, even if such communications urge legislative officials to favor or oppose the adoption of a specific pending legislative proposal.

CERTIFICATION REGARDING DEBARMENT AND SUSPENSION

(APPLIES TO SUB RECIPIENTS AS WELL AS SUB-GRANTEES)

Instructions for Primary Certification (Sub-Grantees)

1. By signing and submitting this proposal, the prospective primary tier participant is providing the certification set out below and agrees to comply with the requirements of 2 CFR parts 180 and 1200.
2. The inability of a person to provide the certification required below will not necessarily result in denial of participation in this covered transaction. The prospective primary tier participant shall submit an explanation of why it cannot provide the certification set out below. The certification or explanation will be considered in connection with the department or agency's determination whether to enter into this transaction. However, failure of the prospective primary tier participant to furnish a certification or an explanation shall disqualify such person from participation in this transaction.
3. The certification in this clause is a material representation of fact upon which reliance was placed when the department or agency determined to enter into this transaction. If it is later determined that the prospective primary tier participant knowingly rendered an erroneous certification, in addition to other remedies available to the Federal Government, the department or agency may terminate this transaction for cause or default or may pursue suspension or debarment.
4. The prospective primary tier participant shall provide immediate written notice to the department or agency to which this proposal is submitted if at any time the prospective primary tier participant learns its certification was erroneous when submitted or has become erroneous by reason of changed circumstances.
5. The terms *covered transaction*, *civil judgment*, *debarment*, *suspension*, *ineligible*, *participant*, *person*, *principal*, and *voluntarily excluded*, as used in this clause, are defined in 2 CFR parts 180 and 1200. You may contact the department or agency to which this proposal is being submitted for assistance in obtaining a copy of those regulations.
6. The prospective primary tier participant agrees by submitting this proposal that, should the proposed covered transaction be entered into, it shall not knowingly enter into any lower tier covered transaction with a person who is proposed for debarment under 48 CFR part 9, subpart 9.4, debarred, suspended,

declared ineligible, or voluntarily excluded from participation in this covered transaction, unless authorized by the department or agency entering into this transaction.

7. The prospective primary tier participant further agrees by submitting this proposal that it will include the clause titled "Instructions for Lower Tier Certification" including the "Certification Regarding Debarment, Suspension, Ineligibility and Voluntary Exclusion—Lower Tier Covered Transaction," provided by the department or agency entering into this covered transaction, without modification, in all lower tier covered transactions and in all solicitations for lower tier covered transactions and will require lower tier participants to comply with 2 CFR parts 180 and 1200.
8. A participant in a covered transaction may rely upon a certification of a prospective participant in a lower tier covered transaction that it is not proposed for debarment under 48 CFR part 9, subpart 9.4, debarred, suspended, ineligible, or voluntarily excluded from the covered transaction, unless it knows that the certification is erroneous. A participant is responsible for ensuring that its principals are not suspended, debarred, or otherwise ineligible to participate in covered transactions. To verify the eligibility of its principals, as well as the eligibility of any prospective lower tier participants, each participant may, but is not required to check the System for Award Management Exclusions website (<https://www.sam.gov>)
9. Nothing contained in the foregoing shall be construed to require establishment of a system of records in order to render in good faith the certification required by this clause. The knowledge and information of a participant is not required to exceed that which is normally possessed by a prudent person in the ordinary course of business dealings.
10. Except for transactions authorized under paragraph 6 of these instructions, if a participant in a covered transaction knowingly enters into a lower tier covered transaction with a person who is proposed for debarment under 48 CFR part 9, subpart 9.4, suspended, debarred, ineligible, or voluntarily excluded from participation in this transaction, in addition to other remedies available to the Federal government, the department or agency may terminate the transaction for cause or default.

Certification Regarding Debarment, Suspension, and Other Responsibility Matters—Primary Tier Covered Transactions

- (1) The prospective primary tier participant certifies to the best of its knowledge and belief, that it and its principals:
 - (a) Are not presently debarred, suspended, proposed for debarment, declared ineligible, or voluntarily excluded from participating in covered transactions by any Federal department or agency;
 - (b) Have not within a three-year period preceding this proposal been convicted of or had a civil judgment rendered against them for commission of fraud or a criminal offense in connection with obtaining, attempting to obtain, or performing a public (Federal, State or local) transaction or contract under a public transaction; violation of Federal or State antitrust statutes or commission of embezzlement, theft, forgery, bribery, falsification or destruction of record, making false statements, or receiving stolen property;
 - (c) Are not presently indicted for or otherwise criminally or civilly charged by a governmental entity (Federal, State or Local) with commission of any of the offenses enumerated in paragraph (1)(b) of this certification; and
 - (d) Have not within a three-year period preceding this application/proposal had one or more public transactions (Federal, State, or local) terminated for cause or default.

(2) Where the prospective primary tier participant is unable to certify to any of the Statements in this certification, such prospective participant shall attach an explanation to this proposal.

Instructions for Lower Tier Certification

1. By signing and submitting this proposal, the prospective lower tier participant is providing the certification set out below and agrees to comply with the requirements of 2 CFR parts 180 and 1200.
2. The certification in this clause is a material representation of fact upon which reliance was placed when this transaction was entered into. If it is later determined that the prospective lower tier participant knowingly rendered an erroneous certification, in addition to other remedies available to the Federal government, the department or agency with which this transaction originated may pursue available remedies, including suspension or debarment.
3. The prospective lower tier participant shall provide immediate written notice to the person to which this proposal is submitted if at any time the prospective lower tier participant learns that its certification was erroneous when submitted or has become erroneous by reason of changed circumstances.
4. The terms *covered transaction*, *civil judgment*, *debarment*, *suspension*, *ineligible*, *participant*, *person*, *principal*, and *voluntarily excluded*, as used in this clause, are defined in 2 CFR parts 180 and 1200. You may contact the person to whom this proposal is submitted for assistance in obtaining a copy of those regulations.
5. The prospective lower tier participant agrees by submitting this proposal that, should the proposed covered transaction be entered into, it shall not knowingly enter into any lower tier covered transaction with a person who is proposed for debarment under 48 CFR part 9, subpart 9.4, debarred, suspended, declared ineligible, or voluntarily excluded from participation in this covered transaction, unless authorized by the department of agency with which this transaction originated.
6. The prospective lower tier participant further agrees by submitting this proposal that it will include the clause titled "Instructions for Lower Tier Certification" including the "Certification Regarding Debarment, Suspension, Ineligibility and Voluntary Exclusion—Lower Tier Covered Transaction," without modification, in all lower tier covered transactions and in all solicitations for lower tier covered transactions and will require lower tier participants to comply with 2 CFR parts 180 and 1200.
7. A participant in a covered transaction may rely upon a certification of a prospective participant in a lower tier covered transaction that it is not proposed for debarment under 48 CFR part 9, subpart 9.4, debarred, suspended, ineligible, or voluntarily excluded from the covered transaction, unless it knows that the certification is erroneous. A participant is responsible for ensuring that its principals are not suspended, debarred, or otherwise ineligible to participate in covered transactions. To verify the eligibility of its principals, as well as the eligibility of any prospective lower tier participants, each participant may, but is not required to, check the System for Award Management Exclusions website (<https://www.sam.gov>).
8. Nothing contained in the foregoing shall be construed to require establishment of a system of records in order to render in good faith the certification required by this clause. The knowledge and information of a participant is not required to exceed that which is normally possessed by a prudent person in the ordinary course of business dealings.

9. Except for transactions authorized under paragraph 5 of these instructions, if a participant in a covered transaction knowingly enters into a lower tier covered transaction with a person who is proposed for debarment under 48 CFR part 9, subpart 9.4, suspended, debarred, ineligible, or voluntarily excluded from participation in this transaction, in addition to other remedies available to the Federal government, the department or agency with which this transaction originated may pursue available remedies, including suspension or debarment.

Certification Regarding Debarment, Suspension, Ineligibility and Voluntary Exclusion—Lower Tier Covered Transactions

1. The prospective lower tier participant certifies, by submission of this proposal, that neither it nor its principals is presently debarred, suspended, proposed for debarment, declared ineligible, or voluntarily excluded from participation in covered transaction by any Federal department or agency.
2. Where the prospective lower tier participant is unable to certify to any of the statements in this certification, such prospective participant shall attach an explanation to this proposal.

BUY AMERICA ACT

(APPLIES TO SUB RECIPIENTS AS WELL AS SUB-GRANTEES)

The Sub-Grantee and each sub recipient will comply with the Buy America requirement (23 U.S.C. 313) when purchasing items using Federal funds. Buy America requires a State, or sub recipient, to purchase with Federal funds only steel, iron and manufactured products produced in the United States, unless the Secretary of Transportation determines that such domestically produced items would be inconsistent with the public interest, that such materials are not reasonably available and of a satisfactory quality, or that inclusion of domestic materials will increase the cost of the overall project contract by more than 25 percent. In order to use Federal funds to purchase foreign produced items, the Sub-Grantee must submit a waiver request that provides an adequate basis and justification for approval by the Secretary of Transportation.

PROHIBITION ON USING GRANT FUNDS TO CHECK FOR HELMET USAGE

(APPLIES TO SUB RECIPIENTS AS WELL AS SUB-GRANTEES)

The Sub-Grantee and each sub recipient will not use 23 U.S.C. Chapter 4 grant funds for programs to check helmet usage or to create checkpoints that specifically target motorcyclists.

MS OFFICE OF HIGHWAY SAFETY CERTIFICATIONS AND ASSURANCES

Alcohol/Impaired Driving/Occupant Protection/Police Traffic Services/ Law Enforcement Liaison (LEL)

Coordination and High Visibility Enforcement (HVE) Participation Compliance

(Applies only to Law Enforcement Sub-Grantees)

Law enforcement agencies funded with Federal Highway Safety funds administered by the MS Office of Highway Safety for the purpose of LEL Coordination and HVE Enforcement Participation must comply with the following:

1. Sub-Grantee with a LEL Network Coordinator Grant **must hold** a LEL Troop Network meeting to promote State/County/Local networking for the national blitz campaigns, blitz reporting, and PI&E efforts. **(LEL Coordination Sub-Grantees Only)**

2. Sub-Grantee with a LEL Network Coordinator Grant **must allow** the LEL network coordinators to assist the MS Office of Highway Safety in promoting and gathering statistics from the NHTSA national blitz campaigns. **(LEL Coordination Sub-Grantees Only)**
3. Sub-Grantee **must engage** in three (3) sustained enforcement blitz periods during the national campaigns for Christmas/New Year's, Memorial Day, and the Labor Day Holiday by conducting checkpoints and/or saturation patrols.
4. Sub-Grantee **must** engage in two (2) sustained enforcement blitz periods during Super Bowl Sunday, 4th of July Holiday Period, and any additional sustained enforcement periods coordinated by the MOHS by conducting checkpoints and/or saturation patrols during the state campaigns.
5. For each of the national blitz campaigns, Sub-Grantee **must maintain** relevant statistics and **submit** a mobilization form reporting the total number of checkpoints, saturation patrols, arrests and other citations/relevant statistics by the MOHS required deadline. Failure to comply with this requirement may result in delay of reimbursement payments.
6. Sub-Grantee **is required** to generate earned media (example: press conference, TV, radio, social media or print news articles) before, during, or after High Visibility Enforcement (HVE) state and national campaign events and must submit documentation with each activity report.
7. Law Enforcement Sub-Grantees **will use** the following criteria to help identify locations in each city/county for intensified enforcement including checkpoints and saturation patrols.
 - ☐ Unusual incidents of alcohol/ drug related crashes/fatalities;
 - ☐ Alcohol/ drug impaired driving violations;
 - ☐ Unusual number of nighttime single vehicle crashes/fatalities (Impaired, Unbelted and Speed);
 - ☐ Any other documented alcohol/ drug related vehicular incidents;
 - ☐ Citation data related to restrained and unrestrained occupants;
 - ☐ Unusual incidents of unbelted crashes/fatalities
 - ☐ Seatbelt/Child restraint violations;
 - ☐ Unusual incidents of teen crashes/fatalities; and
 - ☐ Unusual incidents of speed crashes/fatalities.

DUI/Impaired Enforcement Compliance

(Applies only to Sub-Grantees funded with Impaired Driving (405d), Alcohol (154) funds, and/or any Police Traffic Service (402) funds used for Impaired Driving and/or Alcohol enforcement)

Law enforcement agencies funded with Federal Highway Safety funds administered by the MS Office of Highway Safety for the purpose of DUI/Impaired Enforcement must comply with the following:

1. Sub-Grantee **agrees and commits** to have the Individual Officer(s) (if applicable) and/or other officers assigned to work DUI/Impaired overtime to engage their efforts during peak hours when most impaired drivers are likely driving under the influence.
 - Individual DUI/Impaired Officer(s) shift hours **will include** 4:00 p.m. and no later than 7:00 a.m. and will include Thursday, Friday and Saturday.

- Overtime hours for DUI/Impaired Enforcement **will include** 4:00 p.m. and no later than 7:00 a.m. and will include Thursday, Friday and Saturday.

If proper justification can be made regarding **other dates or time periods** within the jurisdiction for needed enforcement, a written request can be made to MOHS for consideration and approval. However, written approval **must** be given by MOHS prior to implementing hours and day of week outside the above shifts.

2. Specific DUI/Impaired activities in which the DUI/Impaired officer(s) (if applicable) and/or other officers working overtime **will include** checkpoints, saturation patrols and other impaired driving enforcement activities as designated.
3. The Sub-Grantee **will engage** in national campaigns endorsed by the National Highway Traffic Safety Administration.
4. The Sub-Grantee **will engage** in **all** activities as described in the High Visibility Enforcement (HVE) Participation Compliance.
5. The Sub-Grantee **will engage** in sustained enforcement blitz periods during Super Bowl Sunday, 4th of July Holiday Period, and any additional sustained enforcement periods coordinated by the MOHS by conducting checkpoints and/or saturation patrols during the state campaigns.
6. The Sub-Grantee **will generate** earned media (example: press conference, TV, social media, radio or print news articles) either before, during, or after High Visibility Enforcement (HVE) national campaign events and must submit documentation with each quarterly report.

Occupant Protection/Police Traffic Services
High Visibility Enforcement (HVE)

Applies only to Sub-Grantee funded with 402 (OP), 402(PTS) or 405(B)

Law enforcement agencies funded with Federal Highway Safety funds administered by the MS Office of Highway Safety for the purpose of Occupant Protection/Police Traffic Service Enforcement must comply with the following:

1. Sub-Grantee funded under a 402/405(b) Occupant Protection/Police Traffic Services Federal grant funds **must participate** in the National Click It or Ticket Campaign Mobilization and Child Passenger Safety week.
2. Sub-Grantee **will submit** forms containing the number of child restraint/safety belt citations, etc. and **submit** by the reporting deadline set forth by the MS Office of Highway Safety for the National Click It or Ticket Campaign. Failure to comply with this requirement may result in the delay of reimbursement payments.
3. Sub-Grantee **will generate** earned media (example: press conference, TV, social media, radio or print news articles) either before, during, or after High Visibility Enforcement (HVE) national campaign events and must submit documentation with each activity report.

Audit Requirements:

Law enforcement, state, local, non-profit agencies funded with Federal Highway Safety funds administered by the MS Office of Highway Safety for the purpose of grant activity must comply with the following (2 CFR§200.501):

(a) *Audit required.* A non-Federal entity that expends \$750,000 or more during the non-Federal entity's fiscal year in Federal awards must have a single or program-specific audit conducted for that year in accordance with the provisions of this part.

(b) *Single audit.* A non-Federal entity that expends \$750,000 or more during the non-Federal entity's fiscal year in Federal awards must have a single audit conducted in accordance with §200.514 Scope of audit except when it elects to have a program-specific audit conducted in accordance with paragraph (c) of this section.

(c) *Program-specific audit election.* When an auditee expends Federal awards under only one Federal program (excluding R&D) and the Federal program's statutes, regulations, or the terms and conditions of the Federal award do not require a financial statement audit of the auditee, the auditee may elect to have a program-specific audit conducted in accordance with §200.507 Program-specific audits. A program-specific audit may not be elected for R&D unless all of the Federal awards expended were received from the same Federal agency, or the same Federal agency and the same pass-through entity, and that Federal agency, or pass-through entity in the case of a sub recipient, approves in advance a program-specific audit.

(d) *Exemption when Federal awards expended are less than \$750,000.* A non-Federal entity that expends less than \$750,000 during the non-Federal entity's fiscal year in Federal awards is exempt from Federal audit requirements for that year, except as noted in §200.503 Relation to other audit requirements, but records must be available for review or audit by appropriate officials of the Federal agency, pass-through entity, and Government Accountability Office (GAO).

(e) *Federally Funded Research and Development Centers (FFRDC).* Management of an auditee that owns or operates a FFRDC may elect to treat the FFRDC as a separate entity for purposes of this part.

(f) *Sub-recipients and Contractors.* An auditee may simultaneously be a recipient, a sub recipient, and a contractor. Federal awards expended as a recipient or a sub recipient are subject to audit under this part. The payments received for goods or services provided as a contractor are not Federal awards. Section §200.330 Sub recipient and contractor determinations sets forth the considerations in determining whether payments constitute a Federal award or a payment for goods or services provided as a contractor.

(g) *Compliance responsibility for contractors.* In most cases, the auditee's compliance responsibility for contractors is only to ensure that the procurement, receipt, and payment for goods and services comply with Federal statutes, regulations, and the terms and conditions of Federal awards. Federal award compliance requirements normally do not pass through to contractors. However, the auditee is responsible for ensuring compliance for procurement transactions which are structured such that the contractor is responsible for program compliance or the contractor's records must be reviewed to determine program compliance. Also, when these procurement transactions relate to a major program, the scope of the audit must include determining whether these transactions are in compliance with Federal statutes, regulations, and the terms and conditions of Federal awards.

(h) *For-profit sub recipient.* Since this part does not apply to for-profit sub recipients, the pass-through entity is responsible for establishing requirements, as necessary, to ensure compliance by for-profit sub recipients. The agreement with the for-profit sub recipient must describe applicable compliance requirements and the for-profit sub recipient's compliance responsibility. Methods to ensure compliance for Federal awards made to for-profit sub recipients may include pre-award audits, monitoring during the agreement, and post-award audits. See also §200.331 Requirements for pass-through entities.

Sub-Grantees are required to provide a copy of the jurisdiction/agency(s) most recent financial audit with the submission of the Grant Application. If the agency receives an updated audit during the grant year, the agency is required to provide a copy of the audit to the MOHS.

STATE CERTIFICATION AND ASSURANCE

CERTIFICATION AND STANDARD ASSURANCE REQUIREMENT FOR:

(APPLIES TO SUB RECIPIENTS AS WELL AS SUB-GRANTEES)

CONCERNING: STATE, COUNTY AND LOCAL EMERGENCY RESPONSE AND VEHICULAR PURSUIT POLICIES

When truly applicable and in full cooperation with the MS Office of Highway Safety, all grant and/or Sub-Grantee recipients (regardless of the type of entity or the amount awarded) must show substantial compliance with the following statutory requirement: On or after January 1, 2005, each state, county and local law enforcement agency that conducts emergency response and vehicular pursuits shall adopt written policies and training procedures that set forth the manner in which these operations shall be conducted. Each law enforcement agency may create its own policies or adopt an existing model. All pursuit policies created or adopted by any law enforcement agency must address situations in which police pursuits cross over into other jurisdictions. Law enforcement agencies which do not comply with the requirements of this provision are subject to the withholding of any state funding or state administered federal funding.

MS Code Annotated § 45-1-43, effective from and after July 1, 2004.

The obligation of a Sub-Grantee is to formulate, implement, and maintain certain written pursuit policies and training procedures which specifically set forth how these operations shall be conducted in accordance with State law. Note that "recipient" means any state, county or local law enforcement agency that conducts emergency response and vehicular pursuits and which may also receive any state funding or state administered federal funding.

A true copy of the law enforcement agency's emergency response and vehicular pursuit policy with pertinent training procedures must be retained in the agency grant file and be available for review. However, when otherwise allowed to submit an alternative for the required documentary confirmation, recipient must specifically identify and acknowledge the use of viable pertinent policies and training procedures, as these factors may be especially expressed through an appropriate letter or timely memorandum of understanding. All relevant information submitted or received by the MOHS, becomes an actual documented part of the grant documentation and thus will be placed within the MOHS master file for grants.

During any occurrence or time period for application, selection, award, implementation or close out of a grant or an award, if the grantee, Sub-Grantee, or recipient does not show compliance with the statute emphasized above, the grantee, Sub-Grantee or recipient is subject to the withholding of any state funding or state administered federal funding. Failure of grantee, Sub-Grantee or recipient to communicate the relevant policy that is required by statute may lead to adverse cost adjustment, disallowance of costs and/or recovery of pertinent project funds. Such recovery may be accomplished on the basis of offset levied against any and all advanced funding, requests for reimbursements, or award of funds.

As the Authorized Official for, _____ (Sub-Grantee Name), I certify by my signature below, that I have fully read and I am cognizant of our duties and responsibilities under the emergency response and vehicular pursuit policies statute. Therefore, I hereby comply with this Certification and Standard Assurance requirement by retaining true copy of the applicable state, county or local emergency response and vehicular pursuit policies with training procedures which are pertinent to this organization. A copy of the vehicular pursuit policy must be maintained in the Sub-Grantee agency grant file.

 Authorizing Official's Signature
 (Mayor, Board President, Commissioner, Director)

 Date

 Print Authorizing Official's Name

 Authorizing Official's Title

ASSURANCE OF UNDERSTANDING REQUIREMENT FOR SUB-GRANTEES:

This original signed form (blue ink only) must be returned to the MS Office of Highway Safety, within forty-five (45) days of receiving the attached grant award letter.

As the Authorized Official for, _____ (Sub-Grantee Name), I certify by my signature below, that I have fully read and am cognizant of our duties and responsibilities under this requirement. I acknowledge by my signature below, that I understand that the Grant Agreement is not effective until both parties (MOHS and Authorized Official) have signed, dated and fully executed the Grant Agreement.

As the Authorized Official, my signature below assures that Federal funds will not be used to supplant State or local funds and that Federal funds will be used to supplement existing funds for program activities and not to replace those funds which have been appropriated for the same purpose.

Therefore, the Agency, I represent agrees to comply and adhere to all Federal, State and MS Office of Highway Safety Certifications and Assurances and their conditions.

 Authorizing Official's Signature
 (Mayor, Board President, Commissioner, Director)

 Date

 Print Authorizing Official's Name

 Authorizing Official's Title

LOCAL GOVERNMENTAL RESOLUTION AGREEMENT AND AUTHORIZATION TO PROCEED

WHEREAS, the _____
(Governing Body of Unit of Government)

Herein called the "SUB-GRANTEE" has thoroughly considered the problem addressed in the application (Program Source) 402 Police Traffic Services and has reviewed the project described in the agreement; and

WHEREAS, under the terms of Public Law 89-564 as amended, the United States of America has authorized the Department of Transportation, through the Mississippi Office of Highway Safety to make federal contracts to assist local governments in the improvement of highway safety,

NOW THEREFORE BE IT RESOLVED BY THE _____
(Governing Body of Unit of Government)

IN THE JURISDICTION _____ MISSISSIPPI, THIS _____ Day of _____, 20 _____ AS

FOLLOWS:

1. That the project above is in the best interest of the Sub-Grantee and the general public.
2. _____ is authorized to accept, on behalf of the
(Name and Title of Representative)
Sub-Grantee, an award in the form prescribed by the MS Office of Highway Safety for federal funding in the amount of \$ _____ to be made to the Sub-Grantee defraying the cost
(Federal Dollar Requested)
of the project described in the award.
3. One original or certified copy of this resolution must be included as part of the award referenced above.
4. That this resolution shall take effect immediately upon its adoption.

(If Applicable)

DONE AND ORDERED IN OPEN MEETING BY _____
(Chairman of Board/Mayor)

Alderman/Councilperson _____ offered the foregoing resolution and moved its adoption, which was seconded by Alderman/Councilperson _____ and, was duly adopted.

Date: _____

Seal (City/County Seal is required)

Attest: _____

By: _____
(Blue Ink)

Mississippi Office of Highway Safety Designation of Secondary Signatory Official

Pursuant to the MS Department of Public Safety's requirements that the signatory official is the only person authorized to sign official documentation in relation to the sub-grant, such as monthly financial cost reporting worksheets, the (agency/department name) _____ has authorized and approved (print designated secondary signatory official name) _____ to sign any/all forms related to this contract.

Upon approval of this request said person will then be **Responsible/Liable**, as the signatory official, for claims submitted by them to this agency. The approval of this request will allow this person to complete required documentation in the absence and/or on behalf of the signatory official.

Name: _____ Title: _____
(Designated Secondary Signatory Official)

Organization Name: _____

Mailing Address: _____

City: _____ Zip Code: _____

Telephone Number: () _____ Cellular Number: () _____

Email Address: _____

Signature of Designated Secondary Signatory Official: _____

Appointed by Authorizing Official: _____ Date: _____
(Mayor, Board President, Commissioner, Director) (Print Name)

Signature: _____ Title: _____
(Authorizing Official)



Police Department Report

To: City Council
From: Gary Ponthieux, Police Chief
Date: August 6, 2019
Subject: Motion to allow Mayor Favre to execute Mississippi Office of Highway Safety Fiscal Control and Fund Accounting Procedures grant agreement awarded to the Bay Saint Louis Police Department from the Mississippi Office of Highway Safety for DUI enforcement, grant project number 154AL-2020-ST-20-21, in the amount of \$6,932.90.

Attachments:

1. FY20 Project 15AL2020ST2021 DPS grant 154 Alcohol Funding



STATE OF MISSISSIPPI
DEPARTMENT OF PUBLIC SAFETY
DIVISION OF PUBLIC SAFETY PLANNING

PHIL BRYANT
GOVERNOR

MARSHALL L. FISHER
COMMISSIONER

7/26/2019

Mayor Michael J. Favre
City of Bay St. Louis/Bay St. Louis Police Department
P.O. Box 2550
Bay St. Louis, MS 39520

Project Number: 154AL-2020-ST-20-21
Funding Source and Title: 154 Alcohol

Dear Mayor Favre:

Enclosed please find the Mississippi Office of Highway Safety (MOHS) and City of Bay St. Louis/Bay St. Louis Police Department Grant Agreement for the Fiscal Year 2020. Your agency has been approved for 154 Alcohol funding, in the amount of \$6,932.90 pending final review and approval by NHTSA in the FY20 Highway Safety Plan.

The enclosed agreement is not fully executed until both the agency Authorized Signatory Official (Mayor, Board of Supervisor President, Director, Commissioner, etc.) and the MOHS Office Director, have signed and dated the agreement. Grant activities are not to be implemented and performed, until the agency receives a fully executed copy of the agreement. A copy of the executed agreement, will be provided to the agency after the required Grant Implementation meeting.

All FY20 grant activities begin October 1, 2019 and must be concluded by September 30, 2020. In addition, the FY20 Sub-Grantee Closeout Report must be received by the Mississippi Office of Highway Safety, no later than 5:00 p.m. on November 15, 2020.

Please thoroughly read the Fiscal Control and Fund Accounting Procedures, Grant Agreement, Certifications and Assurances, as changes have been made for FY20. **Your completed original copy grant agreement and all required documents must be returned to the MOHS by 5:00 p.m. on August 30, 2019.** Please make sure that you complete items 1-9 in their entirety and all documents are an original signature signed in BLUE ink by the Authorized Signatory Official (Mayor, Board of Supervisor President, Director, Commissioner, etc.).


1. MOHS Fiscal Control and Fund Accounting Procedures
2. Signature Page
3. State Certification and Assurance: Pursuit Policies; (Enforcement grants only)
4. Enclose a copy of your agency's Pursuit Policy (Enforcement grants only)
5. Assurance of Understanding Requirement for Sub-grantees
6. Local Governmental Resolution Agreement and Authorization to Proceed (If Applicable)
7. Designation of Secondary Signatory Official Form (If Applicable)
8. Enclose a copy of your agency's leave policy (policy should include personal, vacation, sick, holiday, and military leave)
9. Enclose a copy of your agency's overtime policy and a payroll schedule (schedule should include beginning and ending dates of pay periods and paycheck dates for October 1, 2019–September 30, 2020)

Failure to return your completed grant agreement and required documents by the above date may result in the reallocation of grant funds. Please mail the original completed grant agreement and all required documents to the following address:

Mississippi Office of Highway Safety
Attn: Kimberly Harris, Office Manager
1025 Northpark Drive
Ridgeland, MS 39157

Please feel free to contact your Traffic Safety Specialist, Janniece James, 601-977-3730, jjames@dps.ms.gov or Division Director, Rena Gaylor, 601-977-3728, rgaylor@dps.ms.gov if you should have any questions concerning the completion of the grant agreement.

Sincerely,



Helen Porter, Office Director
Mississippi Office of Highway Safety
Mississippi Department of Public Safety Planning

Mississippi Office of Highway Safety Fiscal Control and Fund Accounting Procedures

Federal regulations prohibit the commingling of Federal grant funds with funds from other sources, and require grant recipients to maintain separate accounting over grant funds to ensure the funds are used for authorized purposes only. Federal grant funds cannot be commingled with general operating funds.

The Mississippi Office of Highway Safety has established the following criteria that must be met by all agencies receiving MOHS funds:

All recipients of MOHS funds are required to follow the federal regulations prohibiting the commingling of federal funds and maintain appropriate financial records that fully disclose the amount and disposition of MOHS funds received. Adequate record keeping includes financial documentation for disbursements.

All recipients of MOHS funds will follow the requirement above, establish and maintain both fiscal and program controls and funds accounting procedures acceptable to the Mississippi Office of Highway Safety, to assure the proper expenditure and disbursement of all funds and for program management and execution. Books and records will be kept and maintained until audited by the MOHS, federal granting agency, Office of the Inspector General, or any other agency requesting records, who shall have the right to access to any pertinent books, documents, papers or other records of the sub-grantee, which are pertinent to the award, in order to make audits, examinations, excerpts and transcripts. The right to access are limited to the required retention period, but last as long as the records are retained (Reference 2CFR 200.336). Records must be maintained for a period of at least three years. Before destruction of any record, written approval must be obtained from the Mississippi Office of Highway Safety. These records include, but are not limited to:

- Financial report covering expenditures of the grant
- General ledger, cash receipts journals, cash disbursements journals, and other subsidiary records
- Approved budget and subsequent modifications
- Indirect cost allocation plans
- All invoices, billings, and reporting worksheets
- All personnel records of individuals paid with grant funds, including time sheets,
- wage authorization, tax withholdings forms, employment applications and other relevant data
- Inventory records for all property purchased with grant funds showing acquisition data, cost of property, identification number, bid information, and the use of the property
- Bank statements and reconciliations;
- Internal and external audit reports and project evaluation

We have read and understand all Fiscal Control and Fund Accounting Procedures as shown above and agree to comply with these conditions in the operation of the grant.

 Authorizing Official's Signature
 (Mayor, Board President, Commissioner, Director)

 Date

 Print Authorizing Official's Name

 Authorizing Official's Title

FY20 MOHS GRANT AGREEMENT**MS Office of Highway Safety**

1025 Northpark Drive

Ridgeland, MS 39157

Phone: (601) 977-3700; Fax: (601) 977-3701

1. Sub-grantee's Name: City of Bay St. Louis/ Bay St. Louis Police Department Mailing Address P.O. Box 2550 Bay St, Louis, MS 39520 Telephone Number: (228) 467-9222 FAX: (228) 466-5051 E-Mail: tbrady@baystlouis-ms.gov		2. Effective Date of Grant: October 1, 2019 3. Subgrant Number: 154AL-2020-ST-20-21 4. Grant Identifier (Funding Source & Year): 154 Alcohol FY20 5. Beginning and Ending Dates: October 1, 2019- September 30, 2020 6. Subgrant Payment Method: <input checked="" type="checkbox"/> Cost Reimbursement Method	
7. CFDA # - 20.607		8. DUNS # - 050584689	
9. Congressional District: 4			
10. A: FAIN #: 18X9205464MS17 69A37518300001540MSA		11.A: Initial Federal Award Date: April 20, 2017 & May 2, 2018	
10.B. Federal Awarding Agency: NHTSA		11.C: Additional Federal Award Date:	
		12. Research and Development Grant: ___ Yes <input checked="" type="checkbox"/> No Continuation Grant: <input checked="" type="checkbox"/> Yes ___ No	
13. The following funds are obligated:			
A. COST CATEGORY		B. SOURCE OF FUNDS	
(1) Personal Services-Salary	\$6,000.00	(1) Federal	\$6,932.90
(2) Personal Services-Fringe		(2) State	
(3) Contractual Services	\$20.00	(3) Local	
(4) Travel		(4) Other	
(5) Equipment		Total:	\$6,932.90
(6) Commodities	\$912.90	E. TOTAL OF ALL FEDERAL GRANTS THROUGH MOHS TO AGENCY:	
(7) Indirect Costs		Number of Grants: 2	154AL
			402 PT
			Total
TOTAL	\$6,932.90	TOTAL:	\$6,932.90
			\$21,464.60
			\$28,397.50
The Sub-Grantee agrees to operate the program outlined in this Agreement in accordance with all provisions of this Agreement as included herein. The following sections are attached and incorporated into this Agreement: Final Approved Agreement which includes: Sub-Grantee Signature Sheet; Sub-Grantee Targets, Performance Measures and Strategies; Task by Quarter; Cost Summary Support Sheet; Agreement of Understanding and Compliances, Designation of Secondary Official (If Applicable) All policies, terms, conditions, and provisions listed in funding guidelines, grant agreement, and agreement of understanding which has been provided to Sub-Grantee, are also incorporated into this agreement, and Sub-Grantee agrees to fully comply therewith.			
14. Approved for Grantee:		15. Approved for Sub-Grantee:	
Signature _____ Date _____		Signature _____ Date _____	
Name: Helen Porter Title: MOHS Office Director, MS Office of Highway Safety		Name: Michael J. Favre Title: Mayor, City of Bay St. Louis	

FY20 Sub-Grantee Project Description (Law Enforcement):

MOHS Law Enforcement grant programs are provided with Federal grant funds to local police departments, sheriff's and state agencies for enforcement in jurisdictions all across Mississippi. All jurisdictions will provide enforcement, for hours that are specified in each agency Agreement, in support of the (DUI) program. These enforcement grants will be coordinated with the national campaigns, along with any state blitz campaigns that the MOHS develops for FY20.

All law enforcement agencies participating in the MOHS Law Enforcement grant program will utilize data to target the need and deploy resources bases on problem identification and traffic trends in the agency locale and make adjustments to the program as needed.

Law Enforcement agencies use the funding for salaries (part time), contractual services, and commodities that has been reviewed and approved by the MOHS. All information on budget can be found in the agency budget. The agency will generate at least (1) earned media campaigns during the blitz campaigns.

FY20 Sub-Grantee-Target(s), Performance Measures and Strategies

Agency Name: City of Bay St. Louis/Bay St. Louis Police Department

List the target(s) that the Sub-Grantee will accomplish during the FY20 grant year. Performance measures should be set to help the Sub-Grantee accomplish the target(s) for the grant year. Strategies must be listed to show how the strategies will be implemented to meet the performance measures and to accomplish the target(s) set by the agency.

Target(s):

The Jurisdiction/agency of Bay St. Louis Police Department will maintain the number of alcohol related fatalities from 0 in 2017 to 0 by the end of 2020.

The Jurisdiction/agency of Bay St. Louis Police Department will maintain the number of alcohol related injuries from 3 in 2017 to 3 by the end of 2020.

Performance Measures:

Increase the number of grant funded DUI arrest from 0 in FY18 to 5 in FY20

Strategies:

- Select or Hire individual officer
- Overtime Enforcement
- 4 Checkpoints
- 4 Saturation Patrols
- Generate Earned Media
- Publicize patrol activities results (after occurrence)
- Attend Troop LEL Network Meeting

Strategies (Cont.):

Participate in the National blitz campaigns with enhanced DUI enforcement:

Drive Sober or Get Pulled Over – Christmas/ New Year's

Drive Sober or Get Pulled Over – Labor Day

Participate in the State blitz campaigns with enhanced DUI enforcement:

Super Bowl

Memorial Day

4th of July

FY20 MOHS TASKS BY QUARTERS

AGENCY NAME: City of Bay St. Louis/Bay St. Louis Police Department

PROJECTION TASKS BY QUARTERS:

SCHEDULE PROJECTION OF TASKS BY QUARTERS

List the performance schedule of tasks by quarters referring specifically to the Statement of Tasks in the narrative description and defining the components of tasks to be accomplished by quarters. Tasks that extend beyond one quarter should specify the elements of the tasks that are to be performed for the particular quarters.

1st QUARTER (OCTOBER, NOVEMBER & DECEMBER)

Attend LEL Troop Network meeting. (Christmas/New Year's)

Conduct not less than 1 checkpoints during quarter.

Conduct not less than 1 saturation patrols during quarter.

Issue a minimum of 2 DUI Arrest citations during quarter, to reach a goal of 5 for FY2020.

Submit all required reporting documents by scheduled date(s) as defined in agreement by MS Office of Highway Safety, i.e. (Monthly Cost Reporting Worksheets for reimbursement, Monthly Activity reports, etc.)

Additional Tasks:

Participate in the Drive Sober or Get Pulled Over national Christmas/New Year's blitz campaign with enhanced DUI enforcement and earned media with at least one (1) newspaper, television, social media or radio presentations.

Projected Expenditures for 1st Quarter: \$1,733.21

FY20 MOHS TASK BY QUARTERS

AGENCY NAME: City of Bay St. Louis/Bay St. Louis Police Department

PROJECTION TASK BY QUARTERS

SCHEDULE PROJECTION OF TASKS BY QUARTERS

List the performance schedule of tasks by quarters referring specifically to the Statement of Tasks in the narrative description and defining the components of tasks to be accomplished by quarters. Tasks that extend beyond one quarter should specify the elements of the tasks that are to be performed for the particular quarters.

2nd QUARTER (JANUARY, FEBRUARY & MARCH)

Conduct not less than 1 checkpoints during quarter.

Conduct not less than 1 saturation patrols during quarter.

Issue a minimum of 1 DUI Arrest citations during quarter, to reach a goal of 5 for FY2020.

Submit all required reporting documents by scheduled date(s) as defined in agreement by MS Office of Highway Safety, i.e. (Monthly Cost Reporting Worksheets for reimbursement, Monthly Activity reports, etc.)

Additional Tasks:

Participate in the Drive Sober or Get Pulled Over national New Year's and the State Super Bowl blitz campaign with enhanced DUI enforcement and earned media with at least one (1) newspaper, television, social media or radio presentations.

Projected Expenditures for 2nd Quarter: \$1,733.23

FY20 MOHS TASK BY QUARTERS

AGENCY NAME: City of Bay St. Louis/Bay St. Louis Police Department

PROJECTION TASK BY QUARTERS

SCHEDULE PROJECTION OF TASKS BY QUARTERS

List the performance schedule of tasks by quarters referring specifically to the Statement of Tasks in the narrative description and defining the components of tasks to be accomplished by quarters. Tasks that extend beyond one quarter should specify the elements of the tasks that are to be performed for the particular quarters.

3RD QUARTER (APRIL, MAY & JUNE)

Conduct not less than 1 checkpoints during quarter.

Conduct not less than 1 saturation patrols during quarter.

Issue a minimum of 1 DUI Arrest citations during quarter, to reach a goal of 5 for FY2020.

Submit all required reporting documents by scheduled date(s) as defined in agreement by MS Office of Highway Safety, i.e. (Monthly Cost Reporting Worksheets for reimbursement, Monthly Activity reports, etc.)

Additional Tasks:

Participate in the State Memorial Day blitz campaign with enhanced DUI enforcement and earned media with at least one (1) newspaper, television, social media or radio presentations.

Projected Expenditures for 3rd Quarter: \$1,733.23

FY20 MOHS TASK BY QUARTERS

AGENCY NAME: City of Bay St. Louis/Bay St. Louis Police Department

PROJECTION TASK BY QUARTERS

SCHEDULE PROJECTION OF TASKS BY QUARTERS

List the performance schedule of tasks by quarters referring specifically to the Statement of Tasks in the narrative description and defining the components of tasks to be accomplished by quarters. Tasks that extend beyond one quarter should specify the elements of the tasks that are to be performed for the particular quarters.

4TH QUARTER (JULY, AUGUST & SEPTEMBER)

Attend LEL Troop Network meeting. (Labor Day)

Conduct not less than 1 checkpoints during quarter.

Conduct not less than 1 saturation patrols during quarter.

Issue a minimum of 1 DUI Arrest citations during quarter, to reach a goal of 5 for FY2020.

Submit all required reporting documents by scheduled date(s) as defined in agreement by MS Office of Highway Safety, i.e. (Monthly Cost Reporting Worksheets for reimbursement, Monthly Activity reports, etc.)

Additional Tasks:

Participate in the Drive Sober or Get Pulled Over State 4th of July and national Labor Day blitz campaign with enhanced DUI enforcement and earned media with at least one (1) newspaper, television, social media or radio presentations.

Projected Expenditures for 4th Quarter: \$1,733.23

FY20 Mississippi Office of Highway Safety-Cost Summary Support Sheet

1. Applicant Agency: City of Bay St. Louis/ Bay St. Louis Police Department					5. Ending: September 30, 2020	
2. Subgrant Number: 154AL-2020-ST-20-21			3. Grant ID: 154 Alcohol FY20		4. Beginning: October 1, 2019	
6. Activity: DUI Enforcement						
7. Category & Line Item	8. Description of item and/or Basis for Valuation	9. Budget Federal	All Other	Total		
Personal Services-Salary	Officers over-time or regular time above and beyond normal work hours @ approx. \$23.26 x @ approx. 258 hours= \$6,001.08 not to exceed \$6,000.00	\$6,000.00		\$6,000.00		
Contractual Services	Total Salaries= \$6,000.00 Shipping = \$20.00	\$20.00		\$20.00		
Commodities	Total Contractual Services = \$20.00 Portable field Sobriety Testing (PBT) (2) X \$398.00 = \$796.00 Mouthpieces (2) packs X \$58.45 = \$116.90 Total Equipment = \$912.90	\$912.90		\$912.90		
TOTALS		\$6,932.90		\$6,932.90		

Mississippi Office of Highway Safety

FY20 Agreement of Understanding and Compliance

This Agreement made and entered into by and between the State of Mississippi by and through the MS Office of Highway Safety, hereinafter referred to as State, and the Governmental Unit or agency named in this application, hereinafter referred to as Sub-Grantee.

WHEREAS, the National Highway Traffic Safety Act of 1966, as amended, provides Federal funds to the State for approved highway safety projects for the purpose of reducing injuries and fatalities as result of motor vehicle crashes, and

WHEREAS, the State may make said funds available to state, county, and municipal agencies and/or government or political subdivisions and/or non-profit entities upon application and approval by State and the National Highway Traffic Safety Administration (NHTSA) if applicable, and

WHEREAS, the Sub-Grantee must comply with the requirements listed herein, to be eligible for Federal funds in approved highway safety projects, and

WHEREAS, the State is obligated to reimburse NHTSA out of its funds for any ineligible or unauthorized expenditures for which Federal funds have been claimed and payment received, and

WHEREAS, the Sub-Grantee has submitted an application for Federal funds for highway safety projects:

NOW, THEREFORE, IN CONSIDERATION OF MUTUAL PROMISES AND OTHER GOOD AND VALUABLE CONSIDERATION, THE PARTIES AGREE AS FOLLOWS:

I. REIMBURSEMENT OF ELIGIBLE EXPENSES

- A. It is mutually agreed that upon written application by Sub-Grantee and approval by State and NHTSA (if applicable), State will obligate Federal funds to Sub-Grantee account for reimbursement of eligible expenditures as set forth in the application.
- B. It is understood that the State has the right to monitor and pre-audit any and all claims presented for reimbursement. Arrangements have been made for the financial and compliance audit required by 2CFR Subpart F, which is to be conducted within the prescribed audit reporting cycle (failure to furnish an acceptable audit, as determined by the cognizant Federal agency, may result in denial or require return of Federal funds). It is mutually agreed and promised that Sub-Grantee reimburse State for any ineligible or unauthorized expenditure for which Federal funds have been claimed and payment received as determined by a State or Federal audit.
- C. It is also understood, pursuant to 2 CFR 200.336, the awarding agency and the Comptroller General of the United States, or any of their authorized representatives (such as National Highway Traffic Administration otherwise known as NHTSA), shall have the right of access to any pertinent books, documents, papers, or other records of grantees and Sub-Grantees which are pertinent to the grant, in order to make audits, examinations, excerpts, and transcripts.
- D. It is further agreed that where reimbursement is made to Sub-Grantee in installments, State shall have the right to withhold any installments to make up reimbursement(s) received for any ineligible or unauthorized expenditure until such time as the ineligible claim is made up or corrected by Sub-Grantee.

- E. Unless otherwise directed, Sub-Grantees must submit monthly reimbursement, activity reports and back up documentation, by the **10th working day** of the following month to receive reimbursement for project activities. Reports reflect the status of project implementation and progress toward reaching goals. Each activity report shall describe the project status and shall be submitted to the State, no later than the 10th working day following the end of the month.
- F. Final Closeout Report and Reimbursement Claim with all required documentation must be received to MS Office of Highway Safety within forty-five (45) days of completion of the project (**Close of Business (COB) November 15th**). Appropriate forms will be provided to the Project Director. All required due dates for MOHS documents are provided in the Project Director's Guide.

Any Sub-Grantee delinquent in submitting monthly reimbursement, monthly activity, and/or final accomplishment reports, or incomplete progress reports that lack sufficient detail of progress during the period in question, may be subject to having submitted reimbursement requests delayed, pending additional justification. Once completed reports are received, reimbursement requests will be processed.

II. ON-SITE MONITORING AND EVALUATION

Pursuant to Federal guidelines, the State has developed a plan for evaluating all projects. Each Sub-Grantee will be required to have at least one (1) on-site monitoring visits during the grant year. All written documents will be reviewed to determine progress, problems and reimbursements of the project. The State evaluates all sub recipient's risk of noncompliance with Federal statutes, regulations and the terms and conditions of the sub-award for the purposes of determining the appropriate level of sub recipient monitoring.

III. PROPERTY AGREEMENT

- Facilities and equipment acquired under this agreement for use in highway safety program areas shall be used and kept in operation for highway safety purposes by the MS Office of Highway Safety; or the State, by formal agreement with appropriate officials of a political subdivision, State agency, or non-profit entities.
- It is mutually agreed and promised that the Sub-Grantee shall immediately notify the MS Office of Highway Safety, if any equipment purchased under this project ceases to be used in the manner set forth by the project agreement. In such event, Sub-Grantee further agrees to transfer or otherwise dispose of such equipment, as directed by the MS Office of Highway Safety.
- It is mutually agreed and promised by the Sub-Grantee that no equipment will be conveyed, sold, salvaged, transferred, etc., without the express written approval of the MS Office of Highway Safety.
- It is mutually agreed and promised that the Sub-Grantee shall maintain, or cause to be maintained for its useful life, any equipment purchased under this project.
- Each Sub-Grantee of federal grant funds has a financial management system that complies with the minimum requirements of 2 CFR Part 200 (Super Circular).
- All equipment awarded in this project agreement must be ordered within ninety (90) days after project implementation. If unforeseen circumstances arise which prohibit this being accomplished, the MS Office of Highway Safety must be notified as to the reason for the delay and projected purchase date of the equipment.
- Property records must be maintained that include a description of the property, a serial number or other identification number, the source of the property, who holds the title, the acquisition date, cost of the property, percentage of Federal participation in the cost of the property, the location use and condition of the property and any ultimate disposition data including the data of disposal and sale price of the property.

FY20 MOHS Grant Agreement

- A physical inventory of the property must be taken and the results reconciled with the property records at least once every two (2) years for the useful life of the property.
- A control system must be developed to ensure adequate safeguards to prevent loss, damage or theft of the property. Any loss, damage or theft shall be investigated.
- Adequate maintenance procedures must be developed to keep the property in good and working condition.
- If the Sub-Grantee is authorized or required to sell the property, proper sales procedures must be established to ensure the highest possible return. Sale of items must be approved by the MOHS.
- Costs for equipment items are allowable only as part of a comprehensive program effort. All approved equipment must be included on the Federal Conformation Product List (CPL), where applicable. Approved equipment purchased with federal funds, must be in compliance of the Buy America Act (23 U.S.C. 313).
- Approved equipment with a purchase price of \$5,000.00, must be approved in writing from the National Highway Traffic Safety Administration, before the purchase of approved equipment purchased with federal funds.

IV. STAFFING

Positions covered by this project that are funded 100% or 2080 enforcement hours must be new positions. If staff of the Sub-Grantee agency is transferred to work on this project, the agency must replace the vacant position with a new hire. Salaries in this project are for the purpose of remuneration for personal services over and above the present manpower level of the agency. All positions require detailed activity documentation, as directed by MS Office of Highway Safety.

The Individual Officer(s) on this project is defined as an officer working enforcement at approximately 2080 hours at an approximate rate of pay per hour.

V. GENERAL PROJECT REQUIREMENTS

- Any change to out-of-state travel approved in the Grant Application, must have prior written approval by the MS Office of Highway Safety for changes. Requests for change should be submitted to the MS Office of Highway Safety not less than two (2) weeks before the intended date of travel on Agency letterhead.
 - Out of State Travel - All federal funded out of state travel requires expenses incurred to be placed on the authorized travel voucher. All cost must be based on current state and federal policies.
 - In State Travel - All federal funded in state travel requires itemized receipts for expenses incurred, as well as the authorized travel voucher. All cost must be based on current state and federal policies.
 - In State Travel - Meals can only be claimed with an overnight hotel stay.
- The Mississippi Office of Highway Safety can only reimburse sub-grantees for grant funded activity. If a sub-grantee is on non-grant related activities for more than 15 minutes; after such time, they should revert to their own agency funding.
- No budget modification requests will be accepted by the MS Office of Highway Safety after **July 31st**. Any proposed changes in this Agreement that would result in changes in the scope, character, or complexity of the agreement, require a Letter and Budget Modification Request to the MS Office of Highway Safety. Changes to the Agreement will not be effective, until both parties have executed the modification.
- Sub-Grantee must submit any proposed agreements for contractual services to the MS Office of Highway Safety. Contractual Services must be submitted forty-five (45) days prior to acceptance, due to the fact that contracts must have review and approval by DPS and NHTSA.

- E. Any program income earned by projects financed in whole or in part with Federal funds must be documented and accounted for. Program income earned during the project period shall be retained by the Sub-Grantee and used for project related expenses or to offset eligible expenses, with the approval of the MS Office of Highway Safety.
- F. Sub-Grantee **must complete** the Authorized Official or Local Government Resolution included within this Agreement, to accept on behalf of the agency that is represented in this Agreement for federal funding to defray the costs of the project described in the award. **Grant Agreements are not effective until both parties (MOHS and the Sub-Grantee) have fully executed (signed and dated) the Grant Agreement.**
- G. Sub-Grantee **must maintain** in the Agency grant file, the most current copy of the following policies with the Application for funding. If Agency does not have a current policy, please inform the MS Office of Highway Safety of the un-availability of the policy.
- Seat belt policy (Must Retain a Copy);
 - Warning citation policy (If Applicable);
 - Pursuit policy (Must Retain a Copy);
 - Checkpoint policy (If Applicable);
 - Saturation patrol policy (If Applicable); and
 - DUI enforcement policy (If Applicable)
 - Agency seat belt survey procedures must be provided if usage rate is identified as a performance measure within agreement (If Applicable)
- H. Sub-Grantee **must submit** to the MS Office of Highway Safety a copy of the following policy(s):
- Agency Payroll Schedule- Payroll period begin and payroll end dates & check date);
 - Agency Leave policy (personal, vacation, sick, holiday, and military); and
 - Agency Overtime Policy
 - Pursuit Policy
 - In-Direct Cost Agreement (If Applicable)
- I. All training received under federal funded programs must be program related and the Sub-Grantee **must** maintain a copy of the certificate of completion and **must** be available for inspection in the Sub-Grantee grant file. A copy of the certificate of completion **must** be submitted to the MOHS for reimbursement of training expenses.
- J. A Property Inventory form **must** be completed for all equipment. All equipment cost exceeding \$1,000.00 and/or all computer equipment, will be tagged with a Department of Public Safety inventory control number. All equipment will be maintained on the MOHS inventory data base. All equipment purchased with grant funds must be available for inspection. A copy of the most current Property Inventory form must be available in the Agency's grant file.
- K. Implementation of Agreement: All Sub-Grantees **are required** to attend a mandatory grant implementation meeting. Failure to attend one (1) of the available mandatory grant implementation meetings will result in rescinding of the grant funds allocated for the project.
- L. Termination of Agreement:
- In the event of Sub-Grantee noncompliance with any of the provisions of this agreement, the MS Office of Highway Safety may terminate this Agreement by giving the Sub-Grantee a thirty (30) day notice. Before issuing notice of termination of this Agreement, the MS Office of Highway Safety, shall allow the Sub-

Grantee a reasonable opportunity to correct noncompliance issues. For noncompliance with the nondiscrimination section of this agreement or with any of the said rules, regulations or orders, this agreement may be canceled, terminated, or suspended in whole or in part.

- The Sub-Grantee may terminate its participation in this agreement by notifying and submitting the required closeout documentation to the MS Office of Highway Safety, thirty (30) days in advance of the termination date.
- Agreements: Unless otherwise authorized in writing by the MS Office of Highway Safety, the Sub-Grantee shall not assign any portion of the work to be performed under this Agreement, or execute any Agreement, amendment or change order thereto, or obligate itself in any manner with any third party with respect to its rights and responsibilities under this Agreement without the prior written concurrence of the MS Office of Highway Safety. Any subcontract under this Agreement must include all required and/or applicable clauses and provisions of this agreement.
- Sub-Grantee failure to meet all reporting, attendance at meeting(s), scheduled events and timely submission of reimbursement requests set forth in the Agreement by the MS Office of Highway Safety, may result in the withholding of reimbursement payments.

VI. UNALLOWABLE COST

Limitations and Conditions: The provisions stated in the following section are not intended to deny flexibility in supporting potential accident and injury reduction activities; however, the conditions do serve as a guide in describing costs that are **not allowable** for highway safety funding. See NHTSA Highway Safety Grant Funding Guidance.

The following are unallowable:

A. Unallowable Costs for Facilities and Construction:

- Highway construction, maintenance, or design other than design of safety features of highways incorporated into Roadway Safety guidelines
- Construction or reconstruction of permanent facilities, such as paving, driving ranges, towers and non-portable skid pads
- Highway safety appurtenances including longitudinal barriers (such as guardrails), sign supports (except as allowed under Allowable Costs with Conditions for selected Items, Part II.A.2.), luminaire supports, and utility poles (FHWA safety construction Federal-aid funds are available)
- Construction, rehabilitation, or remodeling for any buildings or structures or for purchase of office furnishings and fixtures;

Examples of office furnishings and fixtures

- | | | |
|-------------|------------------|--------------------------|
| • Chair | • Bookcase | • Portable Partition |
| • Table | • Filing Cabinet | • Picture, Wall Clock |
| • Shelving | • Floor Covering | • Draperies and Hardware |
| • Coat Rack | • Office Planter | • Fixed Lighting/Lamp |

- Land (except for SAFETEA-LU Section 2010 and MAP-21 Section 405(f) motorcycle safety grant funds used to purchase a facility which includes the purchase of land upon which the facilities sit.)

B. Unallowable Equipment Costs:

- Fixed and portable truck scales (Motor Carrier safety program funds are available for truck scales)
- Traffic signal preemption systems (FHWA Federal-aid highway program funds are available for traffic signal preemption systems)

- Automated traffic enforcement systems may not be purchased, operated, or maintained with Section 402 funds (including MAP-21 Section 405(b) High Seat Belt Use Rate funds, 405(d) Ignition Interlock funds, 405(e) Distracted Driving funds, and 405(g) GDL funds, in which a State has been approved to use for any eligible project or activity under 23 USC 402). (23 CFR Part 1300.13(c)).
- Radars or other speed measuring devices using MAP-21 Section 405-Impaired Driving Countermeasures and SAFETEA-LU Section 410 Alcohol Impaired Driving Countermeasures grant funds.

C. Unallowable Training Costs:

- Training of employees of Federal civilian and Federal military agencies. Note: Training for Department of the Interior personnel who are assigned Section 402 responsibilities is covered under the 5 percent administrative allowance.
- An individual's salary while pursuing training (except when the individual's salary is already supported with highway safety funds under an approved project).
- Overtime for police officers attending drug recognition expert training.

D. Program Administration:

- General costs of government. For States, local governments and Indian Tribes, the general costs of government are unallowable (except as provided in § 200.474 Travel. Reference 2 CFR § 200.444 and 2 CFR § 200.474).
- NHTSA highway safety grant funds used to defray expenses incurred or sought to be incurred for activities of Federal civilian or military agencies or employees. For Department of the Interior, personnel expenditures for the Section 402 program are covered under the five percent administrative allowance.
- Alcoholic beverages for any consumption purposes or techniques for determining driver impairment are not allowable (See Part III, D.3.). Reference 2 CFR § 200.423.
- Drug impaired activities, equipment and drug impaired training is not allowable using Sections 154/164 funds.

E. Lobbying:

- Federal - the cost of influencing the U.S. Congress and Federal agency officials for activities associated with obtaining grants, contracts, cooperative agreements or loans.
- State and Local-No Federal funds may be used for any activity specifically designed to urge or influence a State or local legislator to favor or oppose the adoption of any specific legislative proposal pending before any State or local legislative body. Such activities include both direct and indirect (e.g., grassroots) lobbying activities, with one exception. This does not preclude a State official whose salary is supported with NHTSA funds to engage in direct contact with State or local legislative officials, in accordance with customary State practice, even if it urges legislative officials to favor or oppose the adoption of a specific pending legislative proposal. (23 CFR Part 1300)

F. Additional Items Unallowable:

- Cell phones and guns are ***not*** allowable for purchase with these funds under any circumstances.
- Costs for equipment purchases exceeding \$5,000.00, must have prior approval from NHTSA. The MS Office of Highway Safety will obtain the approval letter and provide a copy to the Sub-Grantee.
- Where major multi-purpose equipment is to be purchased, costs shall be factored, based on utilization for highway safety purposes.
- Costs for the following equipment items are allowable only if a part of a comprehensive program effort. All allowable equipment must be included on the Federal Conformation Product List (CPL):

- (1) Police traffic radar and other speed measuring devices used by the police (devices must meet the recommended federal guidelines);
- (2) Alcohol testing; and
- (3) Mobile video systems.
- The cost of training is allowable using DOT/NHTSA developed, equivalent, or endorsed curriculum. Documentation must be provided in order to receive reimbursement for a Individual Officer's salary for training. MOHS will reimburse an officer's salary, as long as the proper documentation is submitted such as a Certificate of Completion or Certificate of Attendance.
- Development costs of new training curriculum and materials are allowable, if they will not duplicate materials already developed for similar purposes by DOT/NHTSA or by other states. This does not preclude modifications of present materials necessary to meet particular state and local instructional needs.
- Costs are not allowable to pay for an employee's salary while pursuing training, nor to pay the salary of the employee's replacement except where the employee's salary is supported 100% under an approved project.
- All training must be included within the grant Agreement. Only DUI (Alcohol) training is allowed under alcohol funding. Occupant protection training is allowed under occupant protection funding.
- Supplanting, includes: (a) replacing routine and/or existing State or local expenditures with the use of Federal grant funds and/or (b) using Federal grant funds for costs of activities that constitute general expenses required to carry out the overall responsibilities of State, local, or Federally-recognized Indian tribal governments.
- The MOHS will not reimburse for the assistance of providing training to law enforcement officers through specialized training activities, unless approved in the MOHS Agreement. Any training or training assistance that is claimed and not listed in the approved MOHS Agreement will not be reimbursed.
- Cost to purchase program advertising space in the mass communication media is not allowable for Sub-Grantees.

CERTIFICATIONS AND ASSURANCES FEDERAL CERTIFICATIONS AND ASSURANCES

NONDISCRIMINATION (APPLIES TO SUB RECIPIENTS AS WELL AS SUB-GRANTEES)

The Sub-Grantee will comply with all Federal statutes and implementing regulations relating to Nondiscrimination ("Federal Nondiscrimination Authorities"). These include but are not limited to:

- TITLE VI OF THE CIVIL RIGHTS ACT OF 1964 (42 U.S.C. 2000d *et seq.*, 78 stat. 252), (prohibits discrimination on the basis of race, color, national origin) and 49 CFR part 21;
- THE UNIFORM RELOCATION ASSISTANCE AND REAL PROPERTY ACQUISITION POLICIES Act of 1970, (42 U.S.C. 4601), (prohibits unfair treatment of persons displaced or whose property has been acquired because of Federal or Federal-aid programs and projects);
- FEDERAL-AID HIGHWAY ACT OF 1973, (23 U.S.C. 324 *et seq.*), AND TITLE IX OF THE EDUCATION AMENDMENTS OF 1972, as amended (20 U.S.C. 1681-1683 and 1685-1686) (prohibit discrimination on the basis of sex);
- SECTION 504 OF THE REHABILITATION ACT OF 1973, (29 U.S.C. 794 *et seq.*), as amended, (prohibits discrimination on the basis of disability) and 49 CFR part 27;
- THE AGE DISCRIMINATION ACT OF 1975, as amended, (42 U.S.C. 6101 *et seq.*), (prohibits discrimination on the basis of age);

- THE CIVIL RIGHTS RESTORATION ACT OF 1987, (Pub. L. 100-209), (broadens scope, coverage and applicability of Title VI of the Civil Rights Act of 1964, The Age Discrimination Act of 1975 and Section 504 of the Rehabilitation Act of 1973, by expanding the definition of the terms “programs or activities” to include all of the programs or activities of the Federal aid recipients, sub-recipients and contractors, whether such programs or activities are Federally-funded or not);
- TITLES II AND III OF THE AMERICANS WITH DISABILITIES ACT (42 U.S.C. 12131-12189) (prohibits discrimination on the basis of disability in the operation of public entities, public and private transportation systems, places of public accommodation, and certain testing) and 49 CFR parts 37 and 38;
- EXECUTIVE ORDER 12898, FEDERAL ACTIONS TO ADDRESS ENVIRONMENTAL JUSTICE IN MINORITY POPULATIONS AND LOW-INCOME POPULATIONS (prevents discrimination against minority populations by discouraging programs, policies, and activities with disproportionately high and adverse human health or environmental effects on minority and low-income populations); and
- EXECUTIVE ORDER 13166, IMPROVING ACCESS TO SERVICES FOR PERSONS WITH LIMITED ENGLISH PROFICIENCY (guards against Title VI national origin discrimination/discrimination because of limited English proficiency (LEP) by ensuring that funding recipients take reasonable steps to ensure that LEP persons have meaningful access to programs (70 FR 74087-74100).

The Sub-Grantee—

- Will take all measures necessary to ensure that no person in the United States shall, on the grounds of race, color, national origin, disability, sex, age, limited English proficiency, or membership in any other class protected by Federal Nondiscrimination Authorities, be excluded from participation in, be denied the benefits of, or be otherwise subjected to discrimination under any of its programs or activities, so long as any portion of the program is Federally-assisted;
- Will administer the program in a manner that reasonably ensures that any of its sub recipients, contractors, subcontractors, and consultants receiving Federal financial assistance under this program will comply with all requirements of the Non-Discrimination Authorities identified in this Assurance;
- Agrees to comply (and require any of its sub recipients, contractors, subcontractors, and consultants to comply) with all applicable provisions of law or regulation governing US DOT's or NHTSA's access to records, accounts, documents, information, facilities, and staff, and to cooperate and comply with any program or compliance reviews, and/or complaint investigations conducted by US DOT or NHTSA under any Federal Nondiscrimination Authority;
- Acknowledges that the United States has a right to seek judicial enforcement with regard to any matter arising under these Non-Discrimination Authorities and this Assurance;
- Agrees to insert in all contracts and funding agreements with other State or private entities the following clause:
 - “During the performance of this contract/funding agreement, the contractor/funding recipient agrees—
 - a. To comply with all Federal nondiscrimination laws and regulations, as may be amended from time to time;
 - b. Not to participate directly or indirectly in the discrimination prohibited by any Federal non-discrimination law or regulation, as set forth in appendix B of 49 CFR part 21 and herein;
 - c. To permit access to its books, records, accounts, other sources of information, and its facilities as required by the State highway safety office, US DOT or NHTSA;
 - d. That, in event a contractor/funding recipient fails to comply with any nondiscrimination provisions in this contract/funding agreement, the State highway safety agency will have the right to impose such

contract/agreement sanctions as it or NHTSA determine are appropriate, including but not limited to withholding payments to the contractor/funding recipient under the contract/agreement until the contractor/funding recipient complies; and/or cancelling, terminating, or suspending a contract or funding agreement, in whole or in part; and

e. To insert this clause, including paragraphs (a) through (e), in every subcontract and sub agreement and in every solicitation for a subcontract or sub-agreement that receives Federal funds under this program.

POLITICAL ACTIVITY (HATCH ACT)

(APPLIES TO SUB RECIPIENTS AS WELL AS SUB-GRANTEES)

The Sub-Grantee will comply with provisions of the Hatch Act (5 U.S.C. 1501-1508), which limits the political activities of employees whose principal employment activities are funded in whole or in part with Federal funds.

CERTIFICATION REGARDING FEDERAL LOBBYING

(APPLIES TO SUB RECIPIENTS AS WELL AS SUB-GRANTEES)

Certification for Contracts, Grants, Loans, and Cooperative Agreements

The undersigned certifies, to the best of his or her knowledge and belief, that:

1. No Federal appropriated funds have been paid or will be paid, by or on behalf of the undersigned, to any person for influencing or attempting to influence an officer or employee of any agency, a Member of Congress, an officer or employee of Congress, or an employee of a Member of Congress in connection with the awarding of any Federal contract, the making of any Federal grant, the making of any Federal loan, the entering into of any cooperative agreement, and the extension, continuation, renewal, amendment, or modification of any Federal contract, grant, loan, or cooperative agreement;
2. If any funds other than Federal appropriated funds have been paid or will be paid to any person for influencing or attempting to influence an officer or employee of any agency, a Member of Congress, an officer or employee of Congress, or an employee of a Member of Congress in connection with this Federal contract, grant, loan, or cooperative agreement, the undersigned shall complete and submit Standard Form-LLL, "Disclosure Form to Report Lobbying," in accordance with its instructions;
3. The undersigned shall require that the language of this certification be included in the award documents for all sub-award at all tiers (including subcontracts, subgrants, and contracts under grant, loans, and cooperative agreements) and that all sub recipients shall certify and disclose accordingly.

This certification is a material representation of fact upon which reliance was placed when this transaction was made or entered into. Submission of this certification is a prerequisite for making or entering into this transaction imposed by section 1352, title 31, U.S. Code. Any person who fails to file the required certification shall be subject to a civil penalty of not less than \$10,000 and not more than \$100,000 for each such failure.

RESTRICTION ON STATE LOBBYING

(APPLIES TO SUB RECIPIENTS AS WELL AS SUB-GRANTEES)

None of the funds under this program will be used for any activity specifically designed to urge or influence a State or local legislator to favor or oppose the adoption of any specific legislative proposal pending before any State or local legislative body. Such activities include both direct and indirect (e.g., "grassroots") lobbying activities, with one exception. This does not preclude a State official whose salary is supported with NHTSA funds from engaging in direct communications with State or local legislative officials, in accordance with customary State practice, even if such communications urge legislative officials to favor or oppose the adoption of a specific pending legislative proposal.

CERTIFICATION REGARDING DEBARMENT AND SUSPENSION

(APPLIES TO SUB RECIPIENTS AS WELL AS SUB-GRANTEES)

Instructions for Primary Certification (Sub-Grantees)

1. By signing and submitting this proposal, the prospective primary tier participant is providing the certification set out below and agrees to comply with the requirements of 2 CFR parts 180 and 1200.
2. The inability of a person to provide the certification required below will not necessarily result in denial of participation in this covered transaction. The prospective primary tier participant shall submit an explanation of why it cannot provide the certification set out below. The certification or explanation will be considered in connection with the department or agency's determination whether to enter into this transaction. However, failure of the prospective primary tier participant to furnish a certification or an explanation shall disqualify such person from participation in this transaction.
3. The certification in this clause is a material representation of fact upon which reliance was placed when the department or agency determined to enter into this transaction. If it is later determined that the prospective primary tier participant knowingly rendered an erroneous certification, in addition to other remedies available to the Federal Government, the department or agency may terminate this transaction for cause or default or may pursue suspension or debarment.
4. The prospective primary tier participant shall provide immediate written notice to the department or agency to which this proposal is submitted if at any time the prospective primary tier participant learns its certification was erroneous when submitted or has become erroneous by reason of changed circumstances.
5. The terms *covered transaction*, *civil judgment*, *debarment*, *suspension*, *ineligible*, *participant*, *person*, *principal*, and *voluntarily excluded*, as used in this clause, are defined in 2 CFR parts 180 and 1200. You may contact the department or agency to which this proposal is being submitted for assistance in obtaining a copy of those regulations.
6. The prospective primary tier participant agrees by submitting this proposal that, should the proposed covered transaction be entered into, it shall not knowingly enter into any lower tier covered transaction with a person who is proposed for debarment under 48 CFR part 9, subpart 9.4, debarred, suspended, declared ineligible, or voluntarily excluded from participation in this covered transaction, unless authorized by the department or agency entering into this transaction.

7. The prospective primary tier participant further agrees by submitting this proposal that it will include the clause titled "Instructions for Lower Tier Certification" including the "Certification Regarding Debarment, Suspension, Ineligibility and Voluntary Exclusion—Lower Tier Covered Transaction," provided by the department or agency entering into this covered transaction, without modification, in all lower tier covered transactions and in all solicitations for lower tier covered transactions and will require lower tier participants to comply with 2 CFR parts 180 and 1200.
8. A participant in a covered transaction may rely upon a certification of a prospective participant in a lower tier covered transaction that it is not proposed for debarment under 48 CFR part 9, subpart 9.4, debarred, suspended, ineligible, or voluntarily excluded from the covered transaction, unless it knows that the certification is erroneous. A participant is responsible for ensuring that its principals are not suspended, debarred, or otherwise ineligible to participate in covered transactions. To verify the eligibility of its principals, as well as the eligibility of any prospective lower tier participants, each participant may, but is not required to check the System for Award Management Exclusions website (<https://www.sam.gov>)
9. Nothing contained in the foregoing shall be construed to require establishment of a system of records in order to render in good faith the certification required by this clause. The knowledge and information of a participant is not required to exceed that which is normally possessed by a prudent person in the ordinary course of business dealings.
10. Except for transactions authorized under paragraph 6 of these instructions, if a participant in a covered transaction knowingly enters into a lower tier covered transaction with a person who is proposed for debarment under 48 CFR part 9, subpart 9.4, suspended, debarred, ineligible, or voluntarily excluded from participation in this transaction, in addition to other remedies available to the Federal government, the department or agency may terminate the transaction for cause or default.

Certification Regarding Debarment, Suspension, and Other Responsibility Matters—Primary Tier Covered Transactions

- (1) The prospective primary tier participant certifies to the best of its knowledge and belief, that it and its principals:
 - (a) Are not presently debarred, suspended, proposed for debarment, declared ineligible, or voluntarily excluded from participating in covered transactions by any Federal department or agency;
 - (b) Have not within a three-year period preceding this proposal been convicted of or had a civil judgment rendered against them for commission of fraud or a criminal offense in connection with obtaining, attempting to obtain, or performing a public (Federal, State or local) transaction or contract under a public transaction; violation of Federal or State antitrust statutes or commission of embezzlement, theft, forgery, bribery, falsification or destruction of record, making false statements, or receiving stolen property;
 - (c) Are not presently indicted for or otherwise criminally or civilly charged by a governmental entity (Federal, State or Local) with commission of any of the offenses enumerated in paragraph (1)(b) of this certification; and
 - (d) Have not within a three-year period preceding this application/proposal had one or more public transactions (Federal, State, or local) terminated for cause or default.
- (2) Where the prospective primary tier participant is unable to certify to any of the Statements in this certification, such prospective participant shall attach an explanation to this proposal.

Instructions for Lower Tier Certification

1. By signing and submitting this proposal, the prospective lower tier participant is providing the certification set out below and agrees to comply with the requirements of 2 CFR parts 180 and 1200.
2. The certification in this clause is a material representation of fact upon which reliance was placed when this transaction was entered into. If it is later determined that the prospective lower tier participant knowingly rendered an erroneous certification, in addition to other remedies available to the Federal government, the department or agency with which this transaction originated may pursue available remedies, including suspension or debarment.
3. The prospective lower tier participant shall provide immediate written notice to the person to which this proposal is submitted if at any time the prospective lower tier participant learns that its certification was erroneous when submitted or has become erroneous by reason of changed circumstances.
4. The terms *covered transaction*, *civil judgment*, *debarment*, *suspension*, *ineligible*, *participant*, *person*, *principal*, and *voluntarily excluded*, as used in this clause, are defined in 2 CFR parts 180 and 1200. You may contact the person to whom this proposal is submitted for assistance in obtaining a copy of those regulations.
5. The prospective lower tier participant agrees by submitting this proposal that, should the proposed covered transaction be entered into, it shall not knowingly enter into any lower tier covered transaction with a person who is proposed for debarment under 48 CFR part 9, subpart 9.4, debarred, suspended, declared ineligible, or voluntarily excluded from participation in this covered transaction, unless authorized by the department of agency with which this transaction originated.
6. The prospective lower tier participant further agrees by submitting this proposal that it will include the clause titled "Instructions for Lower Tier Certification" including the "Certification Regarding Debarment, Suspension, Ineligibility and Voluntary Exclusion—Lower Tier Covered Transaction," without modification, in all lower tier covered transactions and in all solicitations for lower tier covered transactions and will require lower tier participants to comply with 2 CFR parts 180 and 1200.
7. A participant in a covered transaction may rely upon a certification of a prospective participant in a lower tier covered transaction that it is not proposed for debarment under 48 CFR part 9, subpart 9.4, debarred, suspended, ineligible, or voluntarily excluded from the covered transaction, unless it knows that the certification is erroneous. A participant is responsible for ensuring that its principals are not suspended, debarred, or otherwise ineligible to participate in covered transactions. To verify the eligibility of its principals, as well as the eligibility of any prospective lower tier participants, each participant may, but is not required to, check the System for Award Management Exclusions website (<https://www.sam.gov>).
8. Nothing contained in the foregoing shall be construed to require establishment of a system of records in order to render in good faith the certification required by this clause. The knowledge and information of a participant is not required to exceed that which is normally possessed by a prudent person in the ordinary course of business dealings.
9. Except for transactions authorized under paragraph 5 of these instructions, if a participant in a covered transaction knowingly enters into a lower tier covered transaction with a person who is proposed for debarment under 48 CFR part 9, subpart 9.4, suspended, debarred, ineligible, or voluntarily excluded from participation in this transaction, in addition to other remedies available to the Federal government,

the department or agency with which this transaction originated may pursue available remedies, including suspension or debarment.

Certification Regarding Debarment, Suspension, Ineligibility and Voluntary Exclusion—Lower Tier Covered Transactions

1. The prospective lower tier participant certifies, by submission of this proposal, that neither it nor its principals is presently debarred, suspended, proposed for debarment, declared ineligible, or voluntarily excluded from participation in covered transaction by any Federal department or agency.
2. Where the prospective lower tier participant is unable to certify to any of the statements in this certification, such prospective participant shall attach an explanation to this proposal.

BUY AMERICA ACT

(APPLIES TO SUB RECIPIENTS AS WELL AS SUB-GRANTEES)

The Sub-Grantee and each sub recipient will comply with the Buy America requirement (23 U.S.C. 313) when purchasing items using Federal funds. Buy America requires a State, or sub recipient, to purchase with Federal funds only steel, iron and manufactured products produced in the United States, unless the Secretary of Transportation determines that such domestically produced items would be inconsistent with the public interest, that such materials are not reasonably available and of a satisfactory quality, or that inclusion of domestic materials will increase the cost of the overall project contract by more than 25 percent. In order to use Federal funds to purchase foreign produced items, the Sub-Grantee must submit a waiver request that provides an adequate basis and justification for approval by the Secretary of Transportation.

PROHIBITION ON USING GRANT FUNDS TO CHECK FOR HELMET USAGE

(APPLIES TO SUB RECIPIENTS AS WELL AS SUB-GRANTEES)

The Sub-Grantee and each sub recipient will not use 23 U.S.C. Chapter 4 grant funds for programs to check helmet usage or to create checkpoints that specifically target motorcyclists.

MS OFFICE OF HIGHWAY SAFETY CERTIFICATIONS AND ASSURANCES

Alcohol/Impaired Driving/Occupant Protection/Police Traffic Services/ Law Enforcement Liaison (LEL)

Coordination and High Visibility Enforcement (HVE) Participation Compliance

(Applies only to Law Enforcement Sub-Grantees)

Law enforcement agencies funded with Federal Highway Safety funds administered by the MS Office of Highway Safety for the purpose of LEL Coordination and HVE Enforcement Participation must comply with the following:

1. Sub-Grantee with a LEL Network Coordinator Grant **must hold** a LEL Troop Network meeting to promote State/County/Local networking for the national blitz campaigns, blitz reporting, and PI&E efforts. **(LEL Coordination Sub-Grantees Only)**
2. Sub-Grantee with a LEL Network Coordinator Grant **must allow** the LEL network coordinators to assist the MS Office of Highway Safety in promoting and gathering statistics from the NHTSA national blitz campaigns. **(LEL Coordination Sub-Grantees Only)**

3. Sub-Grantee **must engage** in three (3) sustained enforcement blitz periods during the national campaigns for Christmas/New Year's, Memorial Day, and the Labor Day Holiday by conducting checkpoints and/or saturation patrols.
4. Sub-Grantee **must** engage in two (2) sustained enforcement blitz periods during Super Bowl Sunday, 4th of July Holiday Period, and any additional sustained enforcement periods coordinated by the MOHS by conducting checkpoints and/or saturation patrols during the state campaigns.
5. For each of the national blitz campaigns, Sub-Grantee **must maintain** relevant statistics and **submit** a mobilization form reporting the total number of checkpoints, saturation patrols, arrests and other citations/relevant statistics by the MOHS required deadline. Failure to comply with this requirement may result in delay of reimbursement payments.
6. Sub-Grantee **is required** to generate earned media (example: press conference, TV, radio, social media or print news articles) before, during, or after High Visibility Enforcement (HVE) state and national campaign events and must submit documentation with each activity report.
7. Law Enforcement Sub-Grantees **will use** the following criteria to help identify locations in each city/county for intensified enforcement including checkpoints and saturation patrols.
 - ☐ Unusual incidents of alcohol/ drug related crashes/fatalities;
 - ☐ Alcohol/ drug impaired driving violations;
 - ☐ Unusual number of nighttime single vehicle crashes/fatalities (Impaired, Unbelted and Speed);
 - ☐ Any other documented alcohol/ drug related vehicular incidents;
 - ☐ Citation data related to restrained and unrestrained occupants;
 - ☐ Unusual incidents of unbelted crashes/fatalities
 - ☐ Seatbelt/Child restraint violations;
 - ☐ Unusual incidents of teen crashes/fatalities; and
 - ☐ Unusual incidents of speed crashes/fatalities.

DUI/Impaired Enforcement Compliance

(Applies only to Sub-Grantees funded with Impaired Driving (405d), Alcohol (154) funds, and/or any Police Traffic Service (402) funds used for Impaired Driving and/or Alcohol enforcement)

Law enforcement agencies funded with Federal Highway Safety funds administered by the MS Office of Highway Safety for the purpose of DUI/Impaired Enforcement must comply with the following:

1. Sub-Grantee **agrees and commits** to have the Individual Officer(s) (if applicable) and/or other officers assigned to work DUI/Impaired overtime to engage their efforts during peak hours when most impaired drivers are likely driving under the influence.
 - Individual DUI/Impaired Officer(s) shift hours **will include** 4:00 p.m. and no later than 7:00 a.m. and will include Thursday, Friday and Saturday.
 - Overtime hours for DUI/Impaired Enforcement **will include** 4:00 p.m. and no later than 7:00 a.m. and will include Thursday, Friday and Saturday.

If proper justification can be made regarding other dates or time periods within the jurisdiction for needed enforcement, a written request can be made to MOHS for consideration and approval. However, written approval **must** be given by MOHS prior to implementing hours and day of week outside the above shifts.

2. Specific DUI/Impaired activities in which the DUI/Impaired officer(s) (if applicable) and/or other officers working overtime **will include** checkpoints, saturation patrols and other impaired driving enforcement activities as designated.
3. The Sub-Grantee **will engage** in national campaigns endorsed by the National Highway Traffic Safety Administration.
4. The Sub-Grantee **will engage** in **all** activities as described in the High Visibility Enforcement (HVE) Participation Compliance.
5. The Sub-Grantee **will engage** in sustained enforcement blitz periods during Super Bowl Sunday, 4th of July Holiday Period, and any additional sustained enforcement periods coordinated by the MOHS by conducting checkpoints and/or saturation patrols during the state campaigns.
6. The Sub-Grantee **will generate** earned media (example: press conference, TV, social media, radio or print news articles) either before, during, or after High Visibility Enforcement (HVE) national campaign events and must submit documentation with each quarterly report.

Occupant Protection/Police Traffic Services

High Visibility Enforcement (HVE)

Applies only to Sub-Grantee funded with 402 (OP), 402(PTS) or 405(B)

Law enforcement agencies funded with Federal Highway Safety funds administered by the MS Office of Highway Safety for the purpose of Occupant Protection/Police Traffic Service Enforcement must comply with the following:

1. Sub-Grantee funded under a 402/405(b) Occupant Protection/Police Traffic Services Federal grant funds **must participate** in the National Click It or Ticket Campaign Mobilization and Child Passenger Safety week.
2. Sub-Grantee **will submit** forms containing the number of child restraint/safety belt citations, etc. and **submit** by the reporting deadline set forth by the MS Office of Highway Safety for the National Click It or Ticket Campaign. Failure to comply with this requirement may result in the delay of reimbursement payments.
3. Sub-Grantee **will generate** earned media (example: press conference, TV, social media, radio or print news articles) either before, during, or after High Visibility Enforcement (HVE) national campaign events and must submit documentation with each activity report.

Audit Requirements:

Law enforcement, state, local, non-profit agencies funded with Federal Highway Safety funds administered by the MS Office of Highway Safety for the purpose of grant activity must comply with the following (2 CFR§200.501):

- (a) *Audit required.* A non-Federal entity that expends \$750,000 or more during the non-Federal entity's fiscal year in Federal awards must have a single or program-specific audit conducted for that year in accordance with the provisions of this part.
- (b) *Single audit.* A non-Federal entity that expends \$750,000 or more during the non-Federal entity's fiscal year in Federal awards must have a single audit conducted in accordance with §200.514 Scope of audit except when it elects to have a program-specific audit conducted in accordance with paragraph (c) of this section.
- (c) *Program-specific audit election.* When an auditee expends Federal awards under only one Federal program (excluding R&D) and the Federal program's statutes, regulations, or the terms and conditions of the Federal award do not require a financial statement audit of the auditee, the auditee may elect to have a program-specific audit conducted in accordance with §200.507 Program-specific audits. A program-specific audit may not be elected for R&D unless all of the Federal awards expended were received from the same Federal agency, or the same Federal agency and the same pass-through entity, and that Federal agency, or pass-through entity in the case of a sub recipient, approves in advance a program-specific audit.
- (d) *Exemption when Federal awards expended are less than \$750,000.* A non-Federal entity that expends less than \$750,000 during the non-Federal entity's fiscal year in Federal awards is exempt from Federal audit requirements for that year, except as noted in §200.503 Relation to other audit requirements, but records must be available for review or audit by appropriate officials of the Federal agency, pass-through entity, and Government Accountability Office (GAO).
- (e) *Federally Funded Research and Development Centers (FFRDC).* Management of an auditee that owns or operates a FFRDC may elect to treat the FFRDC as a separate entity for purposes of this part.
- (f) *Sub-recipients and Contractors.* An auditee may simultaneously be a recipient, a sub recipient, and a contractor. Federal awards expended as a recipient or a sub recipient are subject to audit under this part. The payments received for goods or services provided as a contractor are not Federal awards. Section §200.330 Sub recipient and contractor determinations sets forth the considerations in determining whether payments constitute a Federal award or a payment for goods or services provided as a contractor.
- (g) *Compliance responsibility for contractors.* In most cases, the auditee's compliance responsibility for contractors is only to ensure that the procurement, receipt, and payment for goods and services comply with Federal statutes, regulations, and the terms and conditions of Federal awards. Federal award compliance requirements normally do not pass through to contractors. However, the auditee is responsible for ensuring compliance for procurement transactions which are structured such that the contractor is responsible for program compliance or the contractor's records must be reviewed to determine program compliance. Also, when these procurement transactions relate to a major program, the scope of the audit must include determining whether these transactions are in compliance with Federal statutes, regulations, and the terms and conditions of Federal awards.
- (h) *For-profit sub recipient.* Since this part does not apply to for-profit sub recipients, the pass-through entity is responsible for establishing requirements, as necessary, to ensure compliance by for-profit sub recipients. The

agreement with the for-profit sub recipient must describe applicable compliance requirements and the for-profit sub recipient's compliance responsibility. Methods to ensure compliance for Federal awards made to for-profit sub recipients may include pre-award audits, monitoring during the agreement, and post-award audits. See also §200.331 Requirements for pass-through entities.

Sub-Grantees are required to provide a copy of the jurisdiction/agency(s) most recent financial audit with the submission of the Grant Application. If the agency receives an updated audit during the grant year, the agency is required to provide a copy of the audit to the MOHS.

STATE CERTIFICATION AND ASSURANCE
CERTIFICATION AND STANDARD ASSURANCE REQUIREMENT FOR:
(APPLIES TO SUB RECIPIENTS AS WELL AS SUB-GRANTEES)

CONCERNING: STATE, COUNTY AND LOCAL EMERGENCY RESPONSE AND VEHICULAR PURSUIT POLICIES

When truly applicable and in full cooperation with the MS Office of Highway Safety, all grant and/or Sub-Grantee recipients (regardless of the type of entity or the amount awarded) must show substantial compliance with the following statutory requirement: On or after January 1, 2005, each state, county and local law enforcement agency that conducts emergency response and vehicular pursuits shall adopt written policies and training procedures that set forth the manner in which these operations shall be conducted. Each law enforcement agency may create its own policies or adopt an existing model. All pursuit policies created or adopted by any law enforcement agency must address situations in which police pursuits cross over into other jurisdictions. Law enforcement agencies which do not comply with the requirements of this provision are subject to the withholding of any state funding or state administered federal funding.

MS Code Annotated § 45-1-43, effective from and after July 1, 2004.

The obligation of a Sub-Grantee is to formulate, implement, and maintain certain written pursuit policies and training procedures which specifically set forth how these operations shall be conducted in accordance with State law. Note that "recipient" means any state, county or local law enforcement agency that conducts emergency response and vehicular pursuits and which may also receive any state funding or state administered federal funding.

A true copy of the law enforcement agency's emergency response and vehicular pursuit policy with pertinent training procedures must be retained in the agency grant file and be available for review. However, when otherwise allowed to submit an alternative for the required documentary confirmation, recipient must specifically identify and acknowledge the use of viable pertinent policies and training procedures, as these factors may be especially expressed through an appropriate letter or timely memorandum of understanding. All relevant information submitted or received by the MOHS, becomes an actual documented part of the grant documentation and thus will be placed within the MOHS master file for grants.

During any occurrence or time period for application, selection, award, implementation or close out of a grant or an award, if the grantee, Sub-Grantee, or recipient does not show compliance with the statute emphasized above, the grantee, Sub-Grantee or recipient is subject to the withholding of any state funding or state administered federal funding. Failure of grantee, Sub-Grantee or recipient to communicate the relevant policy

that is required by statute may lead to adverse cost adjustment, disallowance of costs and/or recovery of pertinent project funds. Such recovery may be accomplished on the basis of offset levied against any and all advanced funding, requests for reimbursements, or award of funds.

As the Authorized Official for, _____ (Sub-Grantee Name), I certify by my signature below, that I have fully read and I am cognizant of our duties and responsibilities under the emergency response and vehicular pursuit policies statute. Therefore, I hereby comply with this Certification and Standard Assurance requirement by retaining true copy of the applicable state, county or local emergency response and vehicular pursuit policies with training procedures which are pertinent to this organization. A copy of the vehicular pursuit policy must be maintained in the Sub-Grantee agency grant file.

 Authorizing Official's Signature
 (Mayor, Board President, Commissioner, Director)

 Date

 Print Authorizing Official's Name

 Authorizing Official's Title

ASSURANCE OF UNDERSTANDING REQUIREMENT FOR SUB-GRANTEES:

This original signed form (blue ink only) must be returned to the MS Office of Highway Safety, within forty-five (45) days of receiving the attached grant award letter.

As the Authorized Official for, _____ (Sub-Grantee Name), I certify by my signature below, that I have fully read and am cognizant of our duties and responsibilities under this requirement. I acknowledge by my signature below, that I understand that the Grant Agreement is not effective until both parties (MOHS and Authorized Official) have signed, dated and fully executed the Grant Agreement.

As the Authorized Official, my signature below assures that Federal funds will not be used to supplant State or local funds and that Federal funds will be used to supplement existing funds for program activities and not to replace those funds which have been appropriated for the same purpose.

Therefore, the Agency, I represent agrees to comply and adhere to all Federal, State and MS Office of Highway Safety Certifications and Assurances and their conditions.

 Authorizing Official's Signature
 (Mayor, Board President, Commissioner, Director)

 Date

 Print Authorizing Official's Name

 Authorizing Official's Title

LOCAL GOVERNMENTAL RESOLUTION AGREEMENT AND AUTHORIZATION TO PROCEED

WHEREAS, the _____
(Governing Body of Unit of Government)

Herein called the "SUB-GRANTEE" has thoroughly considered the problem addressed in the application (Program Source) 154 Alcohol and has reviewed the project described in the agreement; and

WHEREAS, under the terms of Public Law 89-564 as amended, the United States of America has authorized the Department of Transportation, through the Mississippi Office of Highway Safety to make federal contracts to assist local governments in the improvement of highway safety,

NOW THEREFORE BE IT RESOLVED BY THE _____
(Governing Body of Unit of Government)

IN THE JURISDICTION _____ MISSISSIPPI, THIS _____ Day of _____, 20 _____ AS

FOLLOWS:

1. That the project above is in the best interest of the Sub-Grantee and the general public.
2. _____ is authorized to accept, on behalf of the
(Name and Title of Representative)
Sub-Grantee, an award in the form prescribed by the MS Office of Highway Safety for federal funding in the amount of \$ _____ to be made to the Sub-Grantee defraying the cost
(Federal Dollar Requested)
of the project described in the award.
3. One original or certified copy of this resolution must be included as part of the award referenced above.
4. That this resolution shall take effect immediately upon its adoption.

(If Applicable)

DONE AND ORDERED IN OPEN MEETING BY _____
(Chairman of Board/Mayor)

Alderman/Councilperson _____ offered the foregoing resolution and moved its adoption, which was seconded by Alderman/Councilperson _____ and, was duly adopted.

Date: _____

Seal (City/County Seal is required)

Attest: _____

By: _____
(Blue Ink)

Mississippi Office of Highway Safety Designation of Secondary Signatory Official

Pursuant to the MS Department of Public Safety's requirements that the signatory official is the only person authorized to sign official documentation in relation to the sub-grant, such as monthly financial cost reporting worksheets, the (agency/department name) _____ has authorized and approved (print designated secondary signatory official name) _____ to sign any/all forms related to this contract.

Upon approval of this request said person will then be **Responsible/Liable**, as the signatory official, for claims submitted by them to this agency. The approval of this request will allow this person to complete required documentation in the absence and/or on behalf of the signatory official.

Name: _____ Title: _____
(Designated Secondary Signatory Official)

Organization Name: _____

Mailing Address: _____

City: _____ Zip Code: _____

Telephone Number: () _____ Cellular Number: () _____

Email Address: _____

Signature of Designated Secondary Signatory Official: _____

Appointed by Authorizing Official: _____ Date: _____
(Mayor, Board President, Commissioner, Director) (Print Name)

Signature: _____ Title: _____
(Authorizing Official)



Finance Department Report

To: City Council
From: Sissy Gonzales, City Clerk
Date: August 6, 2019
Subject: Motion to approve the Utility Refund Check Register #19-029, dated August 6, 2019, in the amount of \$844.94.

Attachments:

1. Utility Refund Check Register #19-029 dated August 6, 2019

Utility Refund Docket 08/06/2019-19-0729

ACCOUNT	NAME	DATE	TYPE	CK #	AMOUNT	CODE	RECEIPT	AMOUNT	MESSAGE
01-2280-06	MAHNER, CYNTHIA #15237	0/00/00	FINAL BILL	0	25.75CR	001	00294710	70.00CR	INVALID CK#/DATE
01-3940-07	PARKER, APRIL #15238	0/00/00	FINAL BILL	0	192.00CR	001	00293612	70.00CR	INVALID CK#/DATE
						002	00314322	140.00CR	
02-1180-02	BECKMEYER, DON & REBECCA #15239	0/00/00	FINAL BILL	0	155.75CR	001	8857	70.00CR	INVALID CK#/DATE
						002	8857	140.00CR	
02-3460-00	COLLINS, MICHAEL #15240	0/00/00	FINAL BILL	0	21.99CR	001	7257	70.00CR	INVALID CK#/DATE
02-3480-01	MILLER, DON #15241	0/00/00	FINAL BILL	0	25.75CR	001	00090341	70.00CR	INVALID CK#/DATE
03-1860-02	VEGLIA, GARY #15242	0/00/00	FINAL BILL	0	14.93CR	001	00293734	70.00CR	INVALID CK#/DATE
03-2390-17	NORBY, JENNIFER #15243	0/00/00	FINAL BILL	0	15.75CR	001	00259281	70.00CR	INVALID CK#/DATE
03-2411-01	DELCUZE SR, MORGAN T #15244	0/00/00	FINAL BILL	0	27.75CR	001	00279621	70.00CR	INVALID CK#/DATE
04-1840-06	SWINGLE, EDWARD A #15245	0/00/00	FINAL BILL	0	215.75CR	001	00280141	140.00CR	INVALID CK#/DATE
						002	00280141	140.00CR	
04-3910-06	GIBBENS, MIKE #15246	0/00/00	FINAL BILL	0	26.02CR	001	00256493	70.00CR	INVALID CK#/DATE
05-0180-11	JAMES MACPHAILLE #15247	0/00/00	FINAL BILL	0	27.75CR	001	00305445	70.00CR	INVALID CK#/DATE
07-5530-12	BODE, KEVIN #15248	0/00/00	FINAL BILL	0	25.75CR	001	00205658	70.00CR	INVALID CK#/DATE
07-7410-08	DAY STAR WOMEN'S MINISTRIE #15249	6/11/19	FINAL BILL	0	70.00CR	001	37569	70.00CR	INVALID CK NO#

Office
7/26/19

RECEIVED
7/26/19

-----DEPOSIT-----
---ACCOUNT--- --NAME----- --DATE-- ---TYPE----- -CK #- ---AMOUNT--- CODE -RECEIPT-- --AMOUNT--- ---MESSAGE-----

ACCOUNT	SOURCE NAME	AMOUNT
400-000-008-000	METER DEPOSITS - FIRST	25.75CR
400-000-008-000	METER DEPOSITS - FIRST	192.00CR
400-000-008-000	METER DEPOSITS - FIRST	155.75CR
400-000-008-000	METER DEPOSITS - FIRST	21.99CR
400-000-008-000	METER DEPOSITS - FIRST	25.75CR
400-000-008-000	METER DEPOSITS - FIRST	14.93CR
400-000-008-000	METER DEPOSITS - FIRST	15.75CR
400-000-008-000	METER DEPOSITS - FIRST	27.75CR
400-000-008-000	METER DEPOSITS - FIRST	215.75CR
400-000-008-000	METER DEPOSITS - FIRST	26.02CR
400-000-008-000	METER DEPOSITS - FIRST	27.75CR
400-000-008-000	METER DEPOSITS - FIRST	25.75CR
400-000-008-000	METER DEPOSITS - FIRST	70.00CR
400-000-030-019	UTILITY REFUNDS PAYABLE	844.94

ERRORS: 25
** END OF REPORT **

Attachment: Utility Refund Check Register #19-029 dated August 6, 2019 : Utility Refund Check



City Council Department Report

To: City Council
From: Lisa Tilley, Clerk of Council
Date: August 6, 2019
Subject: City Engineer Report dated August 6, 2019.



City Clerk Department Report

To: City Council
From: Sissy Gonzales, City Clerk
Date: August 6, 2019
Subject: Motion to spread the Bay Saint Louis Payroll dated July 19, 2019, for an individual, in the amount of \$1,408.00, and Payroll dated August 2, 2019, for an individual, in the amount of \$1,408.00, on the Minutes.

Attachments:

1. Payroll dated July 19, 2019, for an individual
2. Payroll dated August 2, 2019, for an individual

00_Council Report_Only MBurch

City of Bay St Louis (48853)

From: 07/19/2019 Through: 07/19/2019

Fund - Code - Current: 1

Department - Name - Current: Administration

<u>Fund</u>	<u>Dept</u>	<u>Dept Name</u>	<u>Emp#</u>	<u>Last, First</u>	<u>Rate</u>	<u>Gross</u>	<u>Dental</u>	<u>Life</u>	<u>Health</u>	<u>PERS</u>	<u>Medi</u>	<u>SS</u>	<u>Total</u>
1	120	Administrat	1182	Burch, Mary	17.60	1,408.00	13.91	4.40	261.91	244.99	17.88	76.45	2,027.15

00_Council Report_Only MBurch

City of Bay St Louis (48853)

From: 07/19/2019 Through: 07/19/2019

Pag

6.A.1

Group Total Records: 1

User: sgonzaless1[1341]

Paylocity Corporation

Run Date: 7/31/2019 Run Time: 6:40 PM

Packet Pg. 211

Attachment: Payroll dated July 19, 2019, for an individual (1792 : Payrolls dated July 19, 2019, for an

00_Council Report_Only MBurch

City of Bay St Louis (48853)

From: 07/19/2019 Through: 07/19/2019

	1,408.00	13.91	4.40	261.91	244.99	17.88	76.45	2,027.11
Report Total Records: 1								

00_Council Report_Only MBurch

City of Bay St Louis (48853)

From: 08/02/2019 Through: 08/02/2019

Fund - Code - Current: 1

Department - Name - Current: Administration

<u>Fund</u>	<u>Dept</u>	<u>Dept Name</u>	<u>Emp#</u>	<u>Last, First</u>	<u>Rate</u>	<u>Gross</u>	<u>Dental</u>	<u>Life</u>	<u>Health</u>	<u>PERS</u>	<u>Medi</u>	<u>SS</u>	<u>Total</u>
1	120	Administrat	1182	Burch, Mary	17.60	1,408.00	13.91	4.40	261.91	244.99	17.88	76.45	2,027.51

00_Council Report_Only MBurch

City of Bay St Louis (48853)

From: 08/02/2019 Through: 08/02/2019

6.A.2

Group Total Records: 1

User: sgonzaless1[1341]

Paylocity Corporation

Run Date: 7/31/2019 Run Time: 6:40 PM

Packet Pg. 214

Attachment: Payroll dated August 2, 2019, for an individual (1792 : Payrolls dated July 19, 2019, for an

00_Council Report_Only MBurch

City of Bay St Louis (48853)

From: 08/02/2019 Through: 08/02/2019

1,408.00 13.91 4.40 261.91 244.99 17.88 76.45 2,027.1

Report Total Records: 1



Finance Department Report

To: City Council

From: Sissy Gonzales, City Clerk

Date: August 6, 2019

Subject: Motion to approve the Bay Saint Louis Docket of Claims #19-031 dated August 6, 2019, in the amount of \$222,498.63.

FUND 001	GENERAL FUND	\$123,911.62
FUND 005	MUNICIPAL RESERVE FUND	\$10,978.50
FUND 200	DEBT SERVICE FUND	\$665.07
FUND 400	UTILITY OPERATING FUND	\$70,211.74
FUND 450	MUNICIPAL HARBOR FUND	\$13,301.70
FUND 650	COMMUNITY HALL FUND	\$3,430.00
	TOTAL:	\$222,498.63

Attachments:

1. Docket of Claims #19-031 dated August 6, 2019
2. A/P Regular Open Item Register for August 6, 2019 Meeting
3. Additional A/P Regular Open Item Register for August 6, 2019 Meeting
4. Purchase Order Receipt Register for August 6, 2019 Meeting

CITY OF BAY ST. LOUIS_COUNCIL DOCKET_08/06/2019_19-031						
CLAIM #	VENDOR NAME	DATE	DESCRIPTION	FUND	DEPARTMENT	PAGE 1 AMOUNT
15138	ADVANCED COLLISION	6/25/2019	UNIT #180 REPAIR	GENERAL FUND	POLICE	\$ 1,339.99
					TOTAL:	\$ 1,339.99
15178	AT&T	7/13/2019	228 M69-7896 896_JULY 2019	GENERAL FUND	ADMINISTRATION	\$ 1,928.60
15178		7/13/2019	228 M69-7896 896_JULY 2019	UTILITY FUND	ADMINISTRATION	\$ 716.48
15112		6/30/2019	HARBOR UVERSE	MUNICIPAL HARBOR FUND	ADMINISTRATION	\$ 120.81
					TOTAL:	\$ 2,765.89
15228	B&H PHOTO	7/16/2019	KODAK DIGITAL CAMERA(10)	GENERAL FUND	POLICE	\$ 880.00
					TOTAL:	\$ 880.00
15206	BANCORPSOUTH EQUIPMENT FINANCE	7/22/2019	PAY #5_2018 DUMP TRUCK	DEBT SERVICE FUND	DEBT SERVICE	\$ 665.07
					TOTAL:	\$ 665.07
15272	BASS COMPUTERS, INC.	7/22/2019	DELL i5 COMPUTERS(5)	GENERAL FUND	BUILDING DEPARTMENT	\$ 1,475.00
15272		7/22/2019	SHIPPING	GENERAL FUND	BUILDING DEPARTMENT	\$ 75.00
					TOTAL:	\$ 1,550.00
15176	BAY ICE COMPANY	7/19/2019	HARBOR_ICE	MUNICIPAL HARBOR FUND	ADMINISTRATION	\$ 75.90
15270		7/29/2019	HARBOR_ICE	MUNICIPAL HARBOR FUND	ADMINISTRATION	\$ 121.00
					TOTAL:	\$ 196.90
15183	BETZ ROSETTI & ASSOCIATES, INC.	7/17/2019	HARBOR SECURITY	MUNICIPAL HARBOR FUND	ADMINISTRATION	\$ 167.00
					TOTAL:	\$ 167.00

CLAIM #	VENDOR NAME	DATE	DESCRIPTION	FUND	DEPARTMENT	PAGE 2 AMOUNT
15204	BUTLER SNOW LLP	7/22/2019	PROFESSIONAL SERVICES	GENERAL FUND	ADMINISTRATION	\$ 8,940.00
15201		7/22/2019	PROFESSIONAL SERVICES	MUNICIPAL HARBOR FUND	ADMINISTRATION	\$ 30.00
					TOTAL:	\$ 8,970.00
15132	CARQUEST AUTO PARTS	7/11/2019	ORIFICE TUBE(1)	GENERAL FUND	STREETS & PUBLIC WORKS	\$ 2.19
15163		7/15/2019	SOLENOID(1)	GENERAL FUND	STREETS & PUBLIC WORKS	\$ 31.91
15163		7/15/2019	GRADER BOLT(2)	GENERAL FUND	STREETS & PUBLIC WORKS	\$ 0.80
15163		7/15/2019	FLAT WASHER(4)	GENERAL FUND	STREETS & PUBLIC WORKS	\$ 0.64
15163		7/15/2019	HEX NUT(2)	GENERAL FUND	STREETS & PUBLIC WORKS	\$ 0.24
15221		7/23/2019	REFRIGERANT(1)	GENERAL FUND	STREETS & PUBLIC WORKS	\$ 104.99
15226		7/24/2019	QR COUPLER(5)	GENERAL FUND	STREETS & PUBLIC WORKS	\$ 99.75
15280		7/24/2019	ELECTRONIC FLASHERS(4)	GENERAL FUND	STREETS & PUBLIC WORKS	\$ 60.76
15276		7/25/2019	SOLENOID(1)	GENERAL FUND	STREETS & PUBLIC WORKS	\$ 31.91
15162		7/15/2019	TAP METRIC-CD(1)	UTILITY FUND	UTILITY OPERATIONS	\$ 10.44
15227		7/24/2019	EXPANSION VALVE(1)	UTILITY FUND	UTILITY OPERATIONS	\$ 31.15
					TOTAL:	\$ 374.78
15139	CDW GOVERNMENT	7/3/2019	VERBATIM DVD-R(5)	GENERAL FUND	POLICE	\$ 120.50
					TOTAL:	\$ 120.50
15184	CENTER POINT ENERGY (ATMOS ENERGY)	7/15/2019	NATURAL GAS PURCHASE_JUNE 2019	UTILITY FUND	UTILITY OPERATIONS	\$ 15,798.00
					TOTAL:	\$ 15,798.00
15121	CHANCELLOR	7/11/2019	34W FLUORESCENT LIGHT BULBS(150)	GENERAL FUND	STREETS & PUBLIC WORKS	\$ 337.50
					TOTAL:	\$ 337.50
15144	CHARLIE PERNICIARO	6/9/2019	ENGINE MOUNT	GENERAL FUND	POLICE	\$ 84.00
15144		6/9/2019	LABOR	GENERAL FUND	POLICE	\$ 210.00
					TOTAL:	\$ 294.00

CLAIM #	VENDOR NAME	DATE	DESCRIPTION	FUND	DEPARTMENT	PAGE 3 AMOUNT
15198	CINTAS UNIFORMS	7/11/2019	P.W. UNIFORMS_7/11/2019	GENERAL FUND	STREETS & PUBLIC WORKS	\$ 306.99
15199		7/18/2019	P.W. UNIFORMS_7/18/2019	GENERAL FUND	STREETS & PUBLIC WORKS	\$ 306.99
15273		7/25/2019	P.W. UNIFORMS_7/25/2019	GENERAL FUND	STREETS & PUBLIC WORKS	\$ 315.94
15115		10/18/2018	HARBOR UNIFORMS_10/18/2018	MUNICIPAL HARBOR FUND	ADMINISTRATION	\$ 37.91
15116		1/10/2019	HARBOR UNIFORMS_01/10/2019	MUNICIPAL HARBOR FUND	ADMINISTRATION	\$ 37.91
15159		7/11/2019	HARBOR UNIFORMS_07/11/2019	MUNICIPAL HARBOR FUND	ADMINISTRATION	\$ 38.82
15179		7/18/2019	HARBOR UNIFORMS_7/18/2019	MUNICIPAL HARBOR FUND	ADMINISTRATION	\$ 38.82
15235		7/25/2019	HARBOR UNIFORMS_07/25/2019	MUNICIPAL HARBOR FUND	ADMINISTRATION	\$ 38.82
					TOTAL:	\$ 1,122.20
15150	CITY OF BAY SAINT LOUIS	7/16/2019	TRF MRES TO GF_AS PER COUNCIL	MUNICIPAL RESERVE FUND	COUNCIL	\$ 6,679.50
15287		7/29/2019	TRF OLD TOWN TO GF_REVENUE EARNED	COMMUNITY HALL UNEARNED	NON-DEPARTMENTAL	\$ 1,000.00
15286		7/29/2019	TRF COMM HALL TO GF_REVENUE EARNED	COMMUNITY HALL UNEARNED	NON-DEPARTMENTAL	\$ 2,430.00
					TOTAL:	\$ 10,109.50
15136	COAST ELECTRIC POWER ASSOCIATION	7/8/2019	386820-002 TURNER ST LIGHT	GENERAL FUND	STREETS & PUBLIC WORKS	\$ 148.14
15136		7/8/2019	386820-009 HWY 90 LIGHTING	GENERAL FUND	STREETS & PUBLIC WORKS	\$ 85.32
15136		7/8/2019	386820-033 HWY 90 ACROSS POST OFFICE	GENERAL FUND	STREETS & PUBLIC WORKS	\$ 52.61
15136		7/8/2019	386820-034 HWY 90 LIGHTING	GENERAL FUND	STREETS & PUBLIC WORKS	\$ 62.91
15136		7/8/2019	386820-035 HWY 90 LIGHTING	GENERAL FUND	STREETS & PUBLIC WORKS	\$ 54.60
15136		7/8/2019	386820-036 HWY 90 LIGHTING	GENERAL FUND	STREETS & PUBLIC WORKS	\$ 54.78
15136		7/8/2019	386820-037 HWY 90 LIGHTING	GENERAL FUND	STREETS & PUBLIC WORKS	\$ 58.03
15136		7/8/2019	386820-039 HWY 90 W LIGHTING	GENERAL FUND	STREETS & PUBLIC WORKS	\$ 52.16
15136		7/8/2019	386820-040 HWY 90 LIGHTING	GENERAL FUND	STREETS & PUBLIC WORKS	\$ 33.90
15136		7/8/2019	386820-041 HWY 90 LIGHTING	GENERAL FUND	STREETS & PUBLIC WORKS	\$ 55.32
15136		7/8/2019	386820-042 HWY 90 LIGHTING	GENERAL FUND	STREETS & PUBLIC WORKS	\$ 57.30
15136		7/8/2019	386820-043 HWY 90 LIGHTING	GENERAL FUND	STREETS & PUBLIC WORKS	\$ 68.25
15136		7/8/2019	386820-044 CITY HALL	GENERAL FUND	STREETS & PUBLIC WORKS	\$ 5,826.44
15136		7/8/2019	386820-045 VEHICLE MAINTENANCE	GENERAL FUND	STREETS & PUBLIC WORKS	\$ 1,517.41
15136		7/8/2019	386820-046 POLICE DEPARTMENT	GENERAL FUND	STREETS & PUBLIC WORKS	\$ 110.90
15136		7/8/2019	386820-047 CARPENTER SHED	GENERAL FUND	STREETS & PUBLIC WORKS	\$ 113.07
15136		7/8/2019	386820-048 DRY STORAGE	GENERAL FUND	STREETS & PUBLIC WORKS	\$ 37.06
15136		7/8/2019	386820-050 DRINKWATER MEDIAN LIGHTS	GENERAL FUND	STREETS & PUBLIC WORKS	\$ 159.89
15136		7/8/2019	386820-052 WASHINGTON ST LIGHTS	GENERAL FUND	STREETS & PUBLIC WORKS	\$ 50.17

						PAGE 4
CLAIM #	VENDOR NAME	DATE	DESCRIPTION	FUND	DEPARTMENT	AMOUNT
15136	COAST ELECTRIC POWER ASSOCIATION	7/8/2019	386820-053 BLUE MEADOW CAUTION	GENERAL FUND	STREETS & PUBLIC WORKS	\$ 37.87
15136		7/8/2019	386820-054 WASH/CHAP CAUTION LIGHT	GENERAL FUND	STREETS & PUBLIC WORKS	\$ 44.12
15136		7/8/2019	386820-055 WASH RD 3119 SIREN	GENERAL FUND	STREETS & PUBLIC WORKS	\$ 37.61
15135		7/8/2019	870474-002 HWY 90 & WASHINGTON	GENERAL FUND	STREETS & PUBLIC WORKS	\$ 47.10
15135		7/8/2019	870474-004 MAIN ST. LIGHTS	GENERAL FUND	STREETS & PUBLIC WORKS	\$ 46.64
15135		7/8/2019	870474-007 HWY 603/LAGAN	GENERAL FUND	STREETS & PUBLIC WORKS	\$ 159.80
15135		7/8/2019	870474-008 HWY 603/SUGARFIELD	GENERAL FUND	STREETS & PUBLIC WORKS	\$ 117.32
15135		7/8/2019	870474-009 HWY 603/GULF CONCRETE	GENERAL FUND	STREETS & PUBLIC WORKS	\$ 198.71
15135		7/8/2019	870474-010 HWY 603/GATOR STOP	GENERAL FUND	STREETS & PUBLIC WORKS	\$ 193.24
15202		7/19/2019	386820-015HWY 603 TRAFFIC LIGHTS	GENERAL FUND	STREETS & PUBLIC WORKS	\$ 57.00
15266		7/22/2019	870474-005 603/SOUTH OF RD 560	GENERAL FUND	STREETS & PUBLIC WORKS	\$ 137.12
15266		7/22/2019	870474-006 HWY 603/CUZ'S	GENERAL FUND	STREETS & PUBLIC WORKS	\$ 161.61
15136		7/8/2019	386820-003 LS#20 WASHINGTON ST	UTILITY FUND	UTILITY OPERATIONS	\$ 119.31
15136		7/8/2019	386820-005 LS#18 EASTERBROOK	UTILITY FUND	UTILITY OPERATIONS	\$ 38.51
15136		7/8/2019	386820-006 LS#14 HWY 90	UTILITY FUND	UTILITY OPERATIONS	\$ 40.95
15136		7/8/2019	386820-007 LS#13 HWY 90	UTILITY FUND	UTILITY OPERATIONS	\$ 44.30
15136		7/8/2019	386820-016 LS#31 BLUE MEADOW	UTILITY FUND	UTILITY OPERATIONS	\$ 58.14
15136		7/8/2019	386820-017 LS#29 HWY 90	UTILITY FUND	UTILITY OPERATIONS	\$ 98.82
15136		7/8/2019	386820-018 LS#27 PONTIAC DRIVE	UTILITY FUND	UTILITY OPERATIONS	\$ 45.46
15136		7/8/2019	386820-020 LS#26 HWY 90	UTILITY FUND	UTILITY OPERATIONS	\$ 58.89
15136		7/8/2019	386820-021 LS#24 SUEBE ST	UTILITY FUND	UTILITY OPERATIONS	\$ 136.16
15136		7/8/2019	386820-022 LS#28 HWY 90	UTILITY FUND	UTILITY OPERATIONS	\$ 149.92
15136		7/8/2019	386820-023 LS#30 GREEN MEADOW	UTILITY FUND	UTILITY OPERATIONS	\$ 134.56
15136		7/8/2019	386820-026 TENTH ST WATER WELL	UTILITY FUND	UTILITY OPERATIONS	\$ 1,572.30
15136		7/8/2019	386820-029 LS#12 HWY 90	UTILITY FUND	UTILITY OPERATIONS	\$ 37.15
15136		7/8/2019	386820-031 LS#38 SCIANNA LANE	UTILITY FUND	UTILITY OPERATIONS	\$ 79.90
					TOTAL:	\$ 12,450.77
15129	COAST GLASS AND MIRROR, LLC	7/10/2019	FORD RANGER BACK WINDOW GLASS	GENERAL FUND	STREETS & PUBLIC WORKS	\$ 290.00
					TOTAL:	\$ 290.00
15118	CONSOLIDATED PIPE & SUPPLY COMPANY	7/10/2019	1/2 STOP N GO IPS(50)	UTILITY FUND	UTILITY OPERATIONS	\$ 2,250.00
15197		7/17/2019	WATER METER BOXES(25)	UTILITY FUND	UTILITY OPERATIONS	\$ 525.00
15193		7/17/2019	CURB STOP(12)	UTILITY FUND	UTILITY OPERATIONS	\$ 1,272.00

						PAGE 5
CLAIM #	VENDOR NAME	DATE	DESCRIPTION	FUND	DEPARTMENT	AMOUNT
15191	CONSOLIDATED PIPE & SUPPLY COMPANY	7/17/2019	#415 GAS METERS(12)	UTILITY FUND	UTILITY OPERATIONS	\$ 4,980.00
15192		7/17/2019	NUTS SPUDS(12)	UTILITY FUND	UTILITY OPERATIONS	\$ 420.00
15194		7/17/2019	ADAPTER(12)	UTILITY FUND	UTILITY OPERATIONS	\$ 828.00
15194		7/17/2019	RED BRASS NIPPLE 30211(24)	UTILITY FUND	UTILITY OPERATIONS	\$ 168.00
15194		7/17/2019	BALL VALVE (32)	UTILITY FUND	UTILITY OPERATIONS	\$ 192.00
15194		7/17/2019	GALVANIZED RED(12)	UTILITY FUND	UTILITY OPERATIONS	\$ 72.00
15194		7/17/2019	TEE SEWER(10)	UTILITY FUND	UTILITY OPERATIONS	\$ 150.00
15194		7/17/2019	SEWER ELBOW(10)	UTILITY FUND	UTILITY OPERATIONS	\$ 125.00
15194		7/17/2019	1/2 SEWER TEE(12)	UTILITY FUND	UTILITY OPERATIONS	\$ 120.00
15194		7/17/2019	6" SEWER COUPLER(6)	UTILITY FUND	UTILITY OPERATIONS	\$ 33.00
15194		7/17/2019	HOSE CLAMP(25)	UTILITY FUND	UTILITY OPERATIONS	\$ 125.00
15194		7/17/2019	CLAMP(2)	UTILITY FUND	UTILITY OPERATIONS	\$ 178.00
15196		7/17/2019	SEWER DYE LIME GREEN(1)	UTILITY FUND	UTILITY OPERATIONS	\$ 385.00
15195		7/17/2019	SPINNER NUT(50)	UTILITY FUND	UTILITY OPERATIONS	\$ 400.00
					TOTAL:	\$ 12,223.00
15122	CONTROL SYSTEMS, INC.	7/9/2019	REPAIR CONTROLLERS(8)	GENERAL FUND	STREETS & PUBLIC WORKS	\$ 640.00
15122		7/9/2019	FREIGHT	GENERAL FUND	STREETS & PUBLIC WORKS	\$ 39.59
					TOTAL:	\$ 679.59
15180	CSPIRE	7/14/2019	BUILDING INSPECTORS IPADS	GENERAL FUND	BUILDING DEPARTMENT	\$ 68.38
15180		7/14/2019	UTILITY CALL OUT	UTILITY FUND	ADMINISTRATION	\$ 20.41
15180		7/14/2019	HARBORMASTER TELEPHONE	MUNICIPAL HARBOR FUND	ADMINISTRATION	\$ 25.36
					TOTAL:	\$ 114.15
15222	DAVID'S CHAINSAW & LAWNMOWER REPAIR	7/12/2019	CHAINSAW 72/72(3)	GENERAL FUND	STREETS & PUBLIC WORKS	\$ 72.00
15222		7/12/2019	POLAN CHAIN(2)	GENERAL FUND	STREETS & PUBLIC WORKS	\$ 36.00
15222		7/12/2019	BAR/CHAIN(1)	GENERAL FUND	STREETS & PUBLIC WORKS	\$ 48.00
15222		7/12/2019	BAR 200RNDK095(1)	GENERAL FUND	STREETS & PUBLIC WORKS	\$ 78.00
15222		7/12/2019	22/81 CHAIN(3)	GENERAL FUND	STREETS & PUBLIC WORKS	\$ 66.00
15222		7/12/2019	BAR/CHAIN(3)	GENERAL FUND	STREETS & PUBLIC WORKS	\$ 246.00
15222		7/12/2019	WRENCH(4)	GENERAL FUND	STREETS & PUBLIC WORKS	\$ 20.00
					TOTAL:	\$ 566.00

						PAGE 6
CLAIM #	VENDOR NAME	DATE	DESCRIPTION	FUND	DEPARTMENT	AMOUNT
15187	DPC ENTERPRISES, L.P.	7/15/2019	CHLORINE	UTILITY FUND	UTILITY OPERATIONS	\$ 3,378.38
15119		6/30/2019	CHLORINE	UTILITY FUND	UTILITY OPERATIONS	\$ 450.00
					TOTAL:	\$ 3,828.38
15158	E FIRE SOUTHERN, INC.	7/15/2019	LABOR	GENERAL FUND	FIRE	\$ 99.95
		7/15/2019	ALARM PARTS_SMOKE DETECTOR	GENERAL FUND	FIRE	\$ 125.00
					TOTAL:	\$ 224.95
15268	E.A. HELWICK ELECTRONICS, INC.	7/15/2019	SINGLE WALL PLATE(1)	GENERAL FUND	CITY COUNCIL	\$ 21.46
15268		7/15/2019	MICROPHONE REPAIR(2)	GENERAL FUND	CITY COUNCIL	\$ 104.00
15268		7/15/2019	LABOR	GENERAL FUND	CITY COUNCIL	\$ 95.00
15142		7/10/2019	COUNCIL SOUND SYSTEM	MUNICIPAL RESERVE FUND	COUNCIL	\$ 4,299.00
					TOTAL:	\$ 4,519.46
15113	EMERGENCY EQUIPMENT SERVICE LLC	7/12/2019	LADDER REPLACE PRESSURE TRANSDUCER	GENERAL FUND	FIRE	\$ 275.00
15113		7/12/2019	FRC DISCHARGE TRANSDUCER	GENERAL FUND	FIRE	\$ 345.00
15113		7/12/2019	ENGINE 1 REMOVE DRIVE LINE	GENERAL FUND	FIRE	\$ 800.00
15113		7/12/2019	ENGINE 1 DRIVE LINE REPAIR	GENERAL FUND	FIRE	\$ 275.00
					TOTAL:	\$ 1,695.00
15233	EVIDENT, INC.	7/10/2019	WHITE HINGE LIFTERS(1)	GENERAL FUND	POLICE	\$ 13.18
15233		7/10/2019	BLACK HINGE LIFTERS(1)	GENERAL FUND	POLICE	\$ 13.18
15233		7/10/2019	FINGERPRINT TAPE(10)	GENERAL FUND	POLICE	\$ 35.40
15233		7/10/2019	FINGERPRINT TAPE(5)	GENERAL FUND	POLICE	\$ 29.90
15233		7/10/2019	GUN BOXES(2)	GENERAL FUND	POLICE	\$ 60.00
15233		7/10/2019	RIFLE BOXES(1)	GENERAL FUND	POLICE	\$ 48.00
15233		7/10/2019	BLACK FINGERPRINT POWDER(1)	GENERAL FUND	POLICE	\$ 25.20
15233		7/10/2019	DO NOT CROSS TAPE(1)	GENERAL FUND	POLICE	\$ 74.00
15282		7/11/2019	BLOOD TUBES(1)	GENERAL FUND	POLICE	\$ 72.00
					TOTAL:	\$ 370.86

CLAIM #	VENDOR NAME	DATE	DESCRIPTION	FUND	DEPARTMENT	PAGE 7 AMOUNT
15189	FASTENAL	7/12/2019	WASP SPRAY(12)	GENERAL FUND	STREETS & PUBLIC WORKS	\$ 59.40
15189		7/12/2019	SAFETY GLASSES(12)	GENERAL FUND	STREETS & PUBLIC WORKS	\$ 13.32
15189		7/12/2019	SAFETY GLASSES(12)	GENERAL FUND	STREETS & PUBLIC WORKS	\$ 10.44
					TOTAL:	\$ 83.16
15232	FEDERAL SIGNAL	6/12/2019	SMART SIREN(2)	GENERAL FUND	POLICE	\$ 1,050.00
					TOTAL:	\$ 1,050.00
15146	FERRARA FIRE APPARATUS, INC.	2/19/2019	LABOR(4HRS)	GENERAL FUND	FIRE	\$ 480.00
15146		2/19/2019	TRAVEL TIME(3.5HRS)	GENERAL FUND	FIRE	\$ 339.50
					TOTAL:	\$ 819.50
15157	FUELMAN	7/15/2019	FUELMAN_P.D. #8184	GENERAL FUND	POLICE	\$ 2,220.19
15205		7/22/2019	FUELMAN_P.D. #5773	GENERAL FUND	POLICE	\$ 1,512.21
15281		7/29/2019	FUELMAN_F.D. #0136	GENERAL FUND	POLICE	\$ 1,308.32
15137		7/8/2019	FUELMAN_F.D.	GENERAL FUND	FIRE	\$ 77.36
15181		7/15/2019	FUELMAN_F.D.	GENERAL FUND	FIRE	\$ 175.89
15267		7/22/2019	FUELMAN_F.D.	GENERAL FUND	FIRE	\$ 156.26
					TOTAL:	\$ 5,450.23
15200	GRAINGER	7/10/2019	FIRST AID KITS(2)	GENERAL FUND	STREETS & PUBLIC WORKS	\$ 80.86
15190		7/11/2019	AAA BATTERY(1)	GENERAL FUND	STREETS & PUBLIC WORKS	\$ 4.80
15190		7/11/2019	AA BATTERY(1)	GENERAL FUND	STREETS & PUBLIC WORKS	\$ 4.90
15190		7/11/2019	C BATTERY(1)	GENERAL FUND	STREETS & PUBLIC WORKS	\$ 5.42
15190		7/11/2019	D BATTERY(1)	GENERAL FUND	STREETS & PUBLIC WORKS	\$ 6.71
					TOTAL:	\$ 102.69
15234	GULF BREEZE LANDSCAPING, LLC	7/25/2019	BUSH HOGGING WARDS 1 THRU 6	GENERAL FUND	STREETS & PUBLIC WORKS	\$ 24,886.04
					TOTAL:	\$ 24,886.04

CLAIM #	VENDOR NAME	DATE	DESCRIPTION	FUND	DEPARTMENT	PAGE 8 AMOUNT
15168	GULF HYDRAULIC, INC.	7/15/2019	HYDRAULIC PUMP(1)	GENERAL FUND	STREETS & PUBLIC WORKS	\$ 1,298.00
15168		7/15/2019	FREIGHT	GENERAL FUND	STREETS & PUBLIC WORKS	\$ 65.00
					TOTAL:	\$ 1,363.00
15185	GULFSOUTH PIPELINE	7/10/2019	GULFSOUTH PIPELINE_JUNE 2019	UTILITY FUND	UTILITY OPERATIONS	\$ 4,503.19
					TOTAL:	\$ 4,503.19
15174	INTERNATIONAL INSTITUTE OF MUNICIPAL CLERKS	3/12/2019	MEMBERSHIP DUES	GENERAL FUND	ADMINISTRATION	\$ 150.00
15175		3/12/2019	MEMBERSHIP DUES	GENERAL FUND	ADMINISTRATION	\$ 210.00
					TOTAL:	\$ 360.00
15161	J.P. COMPRETTE, ATTORNEY AT LAW	6/28/2019	PROFESSIONAL SERVICES	GENERAL FUND	JUDICIAL	\$ 1,000.00
					TOTAL:	\$ 1,000.00
15207	JACKS FIRESTONE	7/23/2019	CONDENSER	GENERAL FUND	FIRE	\$ 233.00
15207		7/23/2019	NEW COMPRESSOR & CLUTCH	GENERAL FUND	FIRE	\$ 451.80
15207		7/23/2019	ACCUMULATOR	GENERAL FUND	FIRE	\$ 48.00
15207		7/23/2019	VARIABLE ORIFICE VALVE	GENERAL FUND	FIRE	\$ 15.40
15207		7/23/2019	FLUSH REPLACE A/C SYSTEM	GENERAL FUND	FIRE	\$ 87.75
15207		7/23/2019	REMOVE/REPLACE A/C COMPRESSOR	GENERAL FUND	FIRE	\$ 101.25
15207		7/23/2019	REMOVE/REPLACE ACCUMULATOR	GENERAL FUND	FIRE	\$ 60.75
15207		7/23/2019	REMOVE/REPLACE EVAP ORIFICE	GENERAL FUND	FIRE	\$ 27.00
15207		7/23/2019	CHARGE A/C	GENERAL FUND	FIRE	\$ 94.50
15207		7/23/2019	A/C FLUSH SOLVENT	GENERAL FUND	FIRE	\$ 39.95
15207		7/23/2019	FREON	GENERAL FUND	FIRE	\$ 49.88
15207		7/23/2019	COMPRESSOR OIL	GENERAL FUND	FIRE	\$ 21.00
15207		7/23/2019	CONDENSOR FAN	GENERAL FUND	FIRE	\$ 149.95
15207		7/23/2019	RELAY WIRE&FUSE KIT	GENERAL FUND	FIRE	\$ 38.00
15207		7/23/2019	LABOR TO INSTALL WIRE	GENERAL FUND	FIRE	\$ 135.00
					TOTAL:	\$ 1,553.23

						PAGE 9
CLAIM #	VENDOR NAME	DATE	DESCRIPTION	FUND	DEPARTMENT	AMOUNT
15290	JAMES J. CHINICHE,PA.A INC.	7/29/2019	BSL HARBOR PIER 5	MUNICIPAL HARBOR FUND	ADMINISTRATION	\$ 2,000.00
15291		7/29/2019	ENGINEERING SERVICES	GENERAL FUND	STREETS & PUBLIC WORKS	\$ 1,000.00
					TOTAL:	\$ 3,000.00
15172	KEITH HESS	6/12/2019	RESTITUTION REFUND	GENERAL FUND	NON-DEPARTMENTAL	\$ 40.00
					TOTAL:	\$ 40.00
15284	LAMEY ELECTRIC INC.	7/29/2019	REPAIR STREET LIGHTS	GENERAL FUND	STREETS & PUBLIC WORKS	\$ 325.00
					TOTAL:	\$ 325.00
15151	LEE TRACTOR CO OF MISS., INC.	7/15/2019	STUD(32)	GENERAL FUND	STREETS & PUBLIC WORKS	\$ 132.80
15151		7/15/2019	NUT(32)	GENERAL FUND	STREETS & PUBLIC WORKS	\$ 192.00
15151		7/15/2019	HUBS(1)	GENERAL FUND	STREETS & PUBLIC WORKS	\$ 425.00
15151		7/15/2019	NUT(1)	GENERAL FUND	STREETS & PUBLIC WORKS	\$ 51.00
15151		7/15/2019	TAPERED BEAD(2)	GENERAL FUND	STREETS & PUBLIC WORKS	\$ 174.00
15151		7/15/2019	SEAL OIL(1)	GENERAL FUND	STREETS & PUBLIC WORKS	\$ 125.00
15151		7/15/2019	WASHER(10)	GENERAL FUND	STREETS & PUBLIC WORKS	\$ 53.50
15151		7/15/2019	GEAR PLANE(3)	GENERAL FUND	STREETS & PUBLIC WORKS	\$ 465.00
15151		7/15/2019	BEARING(3)	GENERAL FUND	STREETS & PUBLIC WORKS	\$ 35.25
15151		7/15/2019	GEAR RING(1)	GENERAL FUND	STREETS & PUBLIC WORKS	\$ 192.00
15151		7/15/2019	GEAR(1)	GENERAL FUND	STREETS & PUBLIC WORKS	\$ 292.00
15151		7/15/2019	RING LOCK(5)	GENERAL FUND	STREETS & PUBLIC WORKS	\$ 27.75
15151		7/15/2019	GEAR SUN(1)	GENERAL FUND	STREETS & PUBLIC WORKS	\$ 149.00
15151		7/15/2019	FREIGHT	GENERAL FUND	STREETS & PUBLIC WORKS	\$ 55.27
					TOTAL:	\$ 2,369.57
15271	LIME PI DIGITAL, LLC	7/28/2019	MONTHLY WEB SERVICE_JULY 2019	GENERAL FUND	CITY COUNCIL	\$ 500.00
					TOTAL:	\$ 500.00

CLAIM #	VENDOR NAME	DATE	DESCRIPTION	FUND	DEPARTMENT	PAGE 10 AMOUNT
15133	LOWE'S	7/11/2019	CULTIVATOR(6)	GENERAL FUND	STREETS & PUBLIC WORKS	\$ 91.08
15133		7/11/2019	16 TINEBOW RAKE(6)	GENERAL FUND	STREETS & PUBLIC WORKS	\$ 102.48
15133		7/11/2019	SHOVEL(6)	GENERAL FUND	STREETS & PUBLIC WORKS	\$ 113.88
15133		7/11/2019	ROPE NYLON(6)	GENERAL FUND	STREETS & PUBLIC WORKS	\$ 165.18
15124		7/11/2019	20 PIECE SCREWDRIVER SET(1)	UTILITY FUND	UTILITY OPERATIONS	\$ 28.49
15125		7/11/2019	HYDRAULIC WATER STOP(6)	UTILITY FUND	UTILITY OPERATIONS	\$ 202.62
					TOTAL:	\$ 703.73
15229	MAYLEY'S PEST CONTROL, LLC.	7/24/2019	COUNCIL CHAMBERS JULY 2019	GENERAL FUND	CITY COUNCIL	\$ 80.00
15230		7/19/2019	SENIOR CENTER JULY 2019	GENERAL FUND	STREETS & PUBLIC WORKS	\$ 85.00
15231		7/22/2019	DEPOT MONTHLY JULY 2019	GENERAL FUND	STREETS & PUBLIC WORKS	\$ 45.00
					TOTAL:	\$ 210.00
15169	MISSISSIPPI POWER	7/12/2019	01239-14009 ST. FRANCIS	GENERAL FUND	STREETS & PUBLIC WORKS	\$ 82.58
15169		7/12/2019	02135-28039 DUNBAR TRAFFIC LIGHT	GENERAL FUND	STREETS & PUBLIC WORKS	\$ 62.57
15169		7/12/2019	02475-32010 MAIN ST. LIGHT METER	GENERAL FUND	STREETS & PUBLIC WORKS	\$ 55.38
15169		7/12/2019	03268-85018 CTRL #7 LIGHTING	GENERAL FUND	STREETS & PUBLIC WORKS	\$ 71.53
15169		7/12/2019	03841-48010 HWY 90 TRAFFIC LIGHT	GENERAL FUND	STREETS & PUBLIC WORKS	\$ 124.94
15169		7/12/2019	04015-98007 MAIN ST. LIGHT METER	GENERAL FUND	STREETS & PUBLIC WORKS	\$ 55.93
15169		7/12/2019	04237-20110 MAIN ST. LIGHT METER	GENERAL FUND	STREETS & PUBLIC WORKS	\$ 68.97
15169		7/12/2019	04679-18047 DUNBAR SPLASH PAD	GENERAL FUND	STREETS & PUBLIC WORKS	\$ 52.89
15169		7/12/2019	04997-75021 S BEACH BLVD LIGHTS	GENERAL FUND	STREETS & PUBLIC WORKS	\$ 55.47
15169		7/12/2019	05633-98041 UNION ST. LIGHTS	GENERAL FUND	STREETS & PUBLIC WORKS	\$ 56.97
15169		7/12/2019	06078-21009 MAIN ST. LIGHT METER	GENERAL FUND	STREETS & PUBLIC WORKS	\$ 55.45
15169		7/12/2019	06327-08000 CTRL#16 LIGHTING	GENERAL FUND	STREETS & PUBLIC WORKS	\$ 26.75
15169		7/12/2019	06493-43064 MAIN ST. LIGHT METER	GENERAL FUND	STREETS & PUBLIC WORKS	\$ 57.43
15169		7/12/2019	06735-45009 MAIN ST. LIGHT METER	GENERAL FUND	STREETS & PUBLIC WORKS	\$ 57.43
15169		7/12/2019	06774-59004 MAIN ST. LIGHT METER	GENERAL FUND	STREETS & PUBLIC WORKS	\$ 56.76
15169		7/12/2019	07061-27004 CTRL#11 LIGHTING	GENERAL FUND	STREETS & PUBLIC WORKS	\$ 53.03
15169		7/12/2019	08734-17013 DEPOT GROUNDS	GENERAL FUND	STREETS & PUBLIC WORKS	\$ 53.56
15169		7/12/2019	09482-28019 BOOKTER SOFTBALL FIELD	GENERAL FUND	STREETS & PUBLIC WORKS	\$ 298.80
15169		7/12/2019	10186-00006 SPC-DD-4 LIGHT METER	GENERAL FUND	STREETS & PUBLIC WORKS	\$ 94.96
15169		7/12/2019	10748-22013 CTRL #6 LIGHTING	GENERAL FUND	STREETS & PUBLIC WORKS	\$ 59.30
15169		7/12/2019	10791-48003 C.H. ANNEX LIGHTS	GENERAL FUND	STREETS & PUBLIC WORKS	\$ 114.45

						PAGE 11
CLAIM #	VENDOR NAME	DATE	DESCRIPTION	FUND	DEPARTMENT	AMOUNT
15169	MISSISSIPPI POWER	7/12/2019	10834-92041 CTRL#2 LIGHTING	GENERAL FUND	STREETS & PUBLIC WORKS	\$ 76.42
15169		7/12/2019	10911-25022 CTRL#4 LIGHTING	GENERAL FUND	STREETS & PUBLIC WORKS	\$ 102.05
15169		7/12/2019	12788-76011 CTRL#5 LIGHTING	GENERAL FUND	STREETS & PUBLIC WORKS	\$ 74.16
15169		7/12/2019	14985-49019 CTRL#28 LIGHITING	GENERAL FUND	STREETS & PUBLIC WORKS	\$ 47.34
15169		7/12/2019	15070-53019 CTRL#29 LIGHTING	GENERAL FUND	STREETS & PUBLIC WORKS	\$ 23.96
15169		7/12/2019	16353-67048 SPC-DD-3 LIGHT METER	GENERAL FUND	STREETS & PUBLIC WORKS	\$ 60.93
15169		7/12/2019	18197-16018 CTRL#17 LIGHTING	GENERAL FUND	STREETS & PUBLIC WORKS	\$ 56.93
15169		7/12/2019	18225-93001 CTRL#18 LIGHTING	GENERAL FUND	STREETS & PUBLIC WORKS	\$ 20.36
15169		7/12/2019	18430-94003 CTRL#1 LIGHTING	GENERAL FUND	STREETS & PUBLIC WORKS	\$ 63.11
15169		7/12/2019	19631-85025 S BEACH BLVD LIGHTS	GENERAL FUND	STREETS & PUBLIC WORKS	\$ 34.10
15169		7/12/2019	20430-97036 CTRL#9 LIGHTING	GENERAL FUND	STREETS & PUBLIC WORKS	\$ 55.10
15169		7/12/2019	20915-15027 SPC-DD-1 LIGHT METER	GENERAL FUND	STREETS & PUBLIC WORKS	\$ 80.34
15169		7/12/2019	20931-23027 CTRL#23 LIGHTING	GENERAL FUND	STREETS & PUBLIC WORKS	\$ 55.65
15169		7/12/2019	20976-92005 DEPOT GROUNDS	GENERAL FUND	STREETS & PUBLIC WORKS	\$ 54.87
15169		7/12/2019	229551-85001 DEPOT GROUNDS	GENERAL FUND	STREETS & PUBLIC WORKS	\$ 53.56
15169		7/12/2019	24519-50068 CTRL#8 LIGHTING	GENERAL FUND	STREETS & PUBLIC WORKS	\$ 59.12
15169		7/12/2019	24743-62002 WASHINGTON LIGHTS	GENERAL FUND	STREETS & PUBLIC WORKS	\$ 71.60
15169		7/12/2019	24923-28008 CTRL#26 LIGHTING	GENERAL FUND	STREETS & PUBLIC WORKS	\$ 57.67
15169		7/12/2019	25490-44002 CTRL#12 LIGHTING	GENERAL FUND	STREETS & PUBLIC WORKS	\$ 19.22
15169		7/12/2019	26425-22023 CTRL#20 LIGHTING	GENERAL FUND	STREETS & PUBLIC WORKS	\$ 38.90
15169		7/12/2019	28236-26082 SPC-DD-2 LIGHT METER	GENERAL FUND	STREETS & PUBLIC WORKS	\$ 57.89
15169		7/12/2019	30466-71017 CTRL#19 LIGHTING	GENERAL FUND	STREETS & PUBLIC WORKS	\$ 19.01
15169		7/12/2019	30806-92005 CTRL#15 LIGHITING	GENERAL FUND	STREETS & PUBLIC WORKS	\$ 20.46
15169		7/12/2019	30979-62094 CTRL#13 LIGHTING	GENERAL FUND	STREETS & PUBLIC WORKS	\$ 82.09
15169		7/12/2019	32141-01008 CTRL#24 LIGHTING	GENERAL FUND	STREETS & PUBLIC WORKS	\$ 58.72
15169		7/12/2019	33281-46017 BOOKER CONCESSION	GENERAL FUND	STREETS & PUBLIC WORKS	\$ 61.39
15169		7/12/2019	42621-47002 BLSL ST. LIGHT	GENERAL FUND	STREETS & PUBLIC WORKS	\$ 15,723.87
15169		7/12/2019	43251-47004 BLC1 MAIN ST.	GENERAL FUND	STREETS & PUBLIC WORKS	\$ 51.45
15169		7/12/2019	43350-26003 CTRL#22 LIGHTING	GENERAL FUND	STREETS & PUBLIC WORKS	\$ 54.80
15169		7/12/2019	43521-48017 HWY 90 LIGHTS	GENERAL FUND	STREETS & PUBLIC WORKS	\$ 95.22
15169		7/12/2019	43941-48017 HWY 90 LIGHTING	GENERAL FUND	STREETS & PUBLIC WORKS	\$ 83.75
15169		7/12/2019	45201-48014 HWY 90 2ND LIGHT	GENERAL FUND	STREETS & PUBLIC WORKS	\$ 146.68
15169		7/12/2019	45443-30005 CTRL#25 LIGHTING	GENERAL FUND	STREETS & PUBLIC WORKS	\$ 56.87
15169		7/12/2019	48921-47003 BLC3 OLD SPANISH TRAIL	GENERAL FUND	STREETS & PUBLIC WORKS	\$ 220.23
15169		7/12/2019	49341-47014 CITY PARK/PLAYGROUND	GENERAL FUND	STREETS & PUBLIC WORKS	\$ 55.79
15169		7/12/2019	53581-22018 CTRL#14 LIGHTING	GENERAL FUND	STREETS & PUBLIC WORKS	\$ 19.84

CLAIM #	VENDOR NAME	DATE	DESCRIPTION	FUND	DEPARTMENT	PAGE 12 AMOUNT
15169	MISSISSIPPI POWER	7/12/2019	54481-48020 DEPOT GROUNDS	GENERAL FUND	STREETS & PUBLIC WORKS	\$ 57.85
15169		7/12/2019	55721-47011 HWY 90 TRAFFIC LIGHT	GENERAL FUND	STREETS & PUBLIC WORKS	\$ 90.77
15169		7/12/2019	56081-06006 CTRL#27 LIGHTING	GENERAL FUND	STREETS & PUBLIC WORKS	\$ 56.07
15169		7/12/2019	59891-48008 JULIA/DUNBAR	GENERAL FUND	STREETS & PUBLIC WORKS	\$ 16.70
15169		7/12/2019	61574-95000 CTRL#3 LIGHTING	GENERAL FUND	STREETS & PUBLIC WORKS	\$ 90.22
15169		7/12/2019	65318-23002 CTRL#10 LIGHTING	GENERAL FUND	STREETS & PUBLIC WORKS	\$ 57.45
15169		7/12/2019	77341-49017 FELICITY CAUTION LIGHT	GENERAL FUND	STREETS & PUBLIC WORKS	\$ 52.42
15169		7/12/2019	85534-23017 CTRL#21 LIGHTING	GENERAL FUND	STREETS & PUBLIC WORKS	\$ 55.52
15169		7/12/2019	90381-48014 BEACH BLVD TRAFFIC LIGHT	GENERAL FUND	STREETS & PUBLIC WORKS	\$ 63.73
15169		7/12/2019	03516-58010 DUNBAR SIREN	GENERAL FUND	STREETS & PUBLIC WORKS	\$ 56.57
15169		7/12/2019	16346-47001 OST WARNING SIREN	GENERAL FUND	STREETS & PUBLIC WORKS	\$ 52.42
15170		7/12/2019	02381-470125 LS#4 N BEACH BLVD	UTILITY FUND	UTILITY OPERATIONS	\$ 66.71
15170		7/12/2019	03192-96010 LS#5 N BEACH BLVD	UTILITY FUND	UTILITY OPERATIONS	\$ 94.29
15170		7/12/2019	03651-47002 LS#40 DUNBAR AVE	UTILITY FUND	UTILITY OPERATIONS	\$ 212.76
15170		7/12/2019	03956-29080 LS#41 JOHN BAPTIST ST	UTILITY FUND	UTILITY OPERATIONS	\$ 73.75
15170		7/12/2019	04721-47014 LS#17 EASTERBROOK ST	UTILITY FUND	UTILITY OPERATIONS	\$ 58.48
15170		7/12/2019	13297-23052 LS#43 FELICITY ST	UTILITY FUND	UTILITY OPERATIONS	\$ 700.41
15170		7/12/2019	14472-53000 LS#37 UNION ST	UTILITY FUND	UTILITY OPERATIONS	\$ 96.71
15170		7/12/2019	17956-66037 LS#42 UNION ST	UTILITY FUND	UTILITY OPERATIONS	\$ 69.31
15170		7/12/2019	24821-47019 LS#7 N. BEACH BLVD	UTILITY FUND	UTILITY OPERATIONS	\$ 63.44
15170		7/12/2019	27821-47006 LS#16 EASTERBROOK ST	UTILITY FUND	UTILITY OPERATIONS	\$ 81.78
15170		7/12/2019	33071-46008 LS#19 BOOKTER ST	UTILITY FUND	UTILITY OPERATIONS	\$ 109.00
15170		7/12/2019	37841-48011 LS#8 DUNBAR AVE	UTILITY FUND	UTILITY OPERATIONS	\$ 222.34
15170		7/12/2019	38759-34010 LS#2 S. BEACH BLVD	UTILITY FUND	UTILITY OPERATIONS	\$ 272.64
15170		7/12/2019	40851-49000 LS#39 ST. CHARLES ST	UTILITY FUND	UTILITY OPERATIONS	\$ 64.58
15170		7/12/2019	44301-47018 LS#10 DUNBAR AVE	UTILITY FUND	UTILITY OPERATIONS	\$ 396.19
15170		7/12/2019	46611-47006 LS#1 CENTRAL AVE	UTILITY FUND	UTILITY OPERATIONS	\$ 835.36
15170		7/12/2019	49251-49000 LS#22 SPANISH ACRES DR	UTILITY FUND	UTILITY OPERATIONS	\$ 90.62
15170		7/12/2019	50651-48017 LS#6 N BEACH BLVD	UTILITY FUND	UTILITY OPERATIONS	\$ 89.94
15170		7/12/2019	51091-48008 LS#9 FELICITY ST	UTILITY FUND	UTILITY OPERATIONS	\$ 157.62
15170		7/12/2019	55281-48008 LS#32 ENGMAN AVE	UTILITY FUND	UTILITY OPERATIONS	\$ 171.89
15170		7/12/2019	65581-49023 LS#36 ATHLETIC DR	UTILITY FUND	UTILITY OPERATIONS	\$ 932.00
15170		7/12/2019	73381-48009 LS#3 S BEACH BLVD	UTILITY FUND	UTILITY OPERATIONS	\$ 274.51

CLAIM #	VENDOR NAME	DATE	DESCRIPTION	FUND	DEPARTMENT	PAGE 13 AMOUNT
15170	MISSISSIPPI POWER	7/12/2019	78161-48014 LS#33 ENGMAN AVE	UTILITY FUND	UTILITY OPERATIONS	\$ 116.21
15170		7/12/2019	85091-48018 LS#34 POGO RD.	UTILITY FUND	UTILITY OPERATIONS	\$ 187.43
15170		7/12/2019	85721-48011 LS#35 N BEACH BLVD	UTILITY FUND	UTILITY OPERATIONS	\$ 98.20
15170		7/12/2019	88911-49007 LS#15 MAIN ST.	UTILITY FUND	UTILITY OPERATIONS	\$ 68.93
15170		7/12/2019	96461-47014 LS#11 RUELLA AVE	UTILITY FUND	UTILITY OPERATIONS	\$ 292.72
					TOTAL:	\$ 26,076.14
15143	MS MUNICIPAL WORKERS COMP GROUP	7/11/2019	MS MUNICIPAL WORKERS COMPENSATION	GENERAL FUND	STREETS & PUBLIC WORKS	\$ 1,021.23
					TOTAL:	\$ 1,021.23
15214	MS DEPT. OF HEALTH	7/15/2019	ANNUAL WATER QUALITY ANALYSIS FEE	UTILITY FUND	UTILITY OPERATIONS	\$ 11,862.00
					TOTAL:	\$ 11,862.00
15141	NAPA AUTO PARTS	7/8/2019	GROOVED IDLER PULLEY(1)	GENERAL FUND	POLICE	\$ 22.15
15141		7/8/2019	SMOOTH IDLER PULLEY(1)	GENERAL FUND	POLICE	\$ 15.49
15141		7/8/2019	TENSIONER PULLEY(1)	GENERAL FUND	POLICE	\$ 34.29
15153		7/11/2019	EXHAUST MANIFOLD(1)	GENERAL FUND	FIRE	\$ 78.95
15208		7/24/2019	BAR/CHAIN OIL(3)	GENERAL FUND	FIRE	\$ 32.97
15154		7/11/2019	TIRE REAPIR KIT(4)	GENERAL FUND	STREETS & PUBLIC WORKS	\$ 91.96
15154		7/11/2019	TIRE PLUG(20)	GENERAL FUND	STREETS & PUBLIC WORKS	\$ 14.40
15154		7/11/2019	BAR &CHAIN OIL(3)	GENERAL FUND	STREETS & PUBLIC WORKS	\$ 32.97
15152		7/11/2019	FLUID TRANMISSION(24)	GENERAL FUND	STREETS & PUBLIC WORKS	\$ 95.76
15152		7/11/2019	POWERSTEERING FLUID(4)	GENERAL FUND	STREETS & PUBLIC WORKS	\$ 59.72
15218		7/15/2019	STARTER CITY HALL GENERATOR(1)	GENERAL FUND	STREETS & PUBLIC WORKS	\$ 271.43
15212		7/19/2019	WRENCH(1)	GENERAL FUND	STREETS & PUBLIC WORKS	\$ 26.49
15211		7/19/2019	CARBURETOR KIT(1)	GENERAL FUND	STREETS & PUBLIC WORKS	\$ 15.71
15277		7/25/2019	BRAKE PAD(1)	GENERAL FUND	STREETS & PUBLIC WORKS	\$ 21.68
15277		7/25/2019	BRAKE CALIPER(1)	GENERAL FUND	STREETS & PUBLIC WORKS	\$ 48.50
15177		7/20/2019	ABSORBENT PADS(3)	MUNICIPAL HARBOR FUND	ADMINISTRATION	\$ 89.97
					TOTAL:	\$ 952.44

CLAIM #	VENDOR NAME	DATE	DESCRIPTION	FUND	DEPARTMENT	PAGE 14 AMOUNT
15288	NATIONAL CORROSION SERVICE	7/16/2019	QUENTIN CONWAY(38)	UTILITY FUND	UTILITY OPERATIONS	\$ 2,090.00
15288		7/16/2019	THOMAS MCPHEARSON(39)	UTILITY FUND	UTILITY OPERATIONS	\$ 2,090.00
15288		7/16/2019	DOUGLAS SUMMERS(37)	UTILITY FUND	UTILITY OPERATIONS	\$ 2,035.00
15288		7/16/2019	JOE BOEHNEL(47)	UTILITY FUND	UTILITY OPERATIONS	\$ 2,585.00
15288		7/16/2019	MATT LACY(15)	UTILITY FUND	UTILITY OPERATIONS	\$ 825.00
15288		7/16/2019	DUSTIN LADNER(15)	UTILITY FUND	UTILITY OPERATIONS	\$ 825.00
					TOTAL:	\$ 10,450.00
15156	NORTHSHORE COMPUTER SERVICES, LLC	7/14/2019	SSD DRIVE_COUNCIL	GENERAL FUND	CITY COUNCIL	\$ 20.00
15111		7/1/2019	WIRED KEYBOARD COURT	GENERAL FUND	JUDICIAL	\$ 15.00
15111		7/1/2019	WIRELESS MOUSE COURT	GENERAL FUND	JUDICIAL	\$ 25.00
15111		7/1/2019	100 FT CABLE_ATTORNEY OFFICE	GENERAL FUND	ADMINISTRATION	\$ 20.00
15156		7/14/2019	SSD DRIVE_P.D.	GENERAL FUND	ADMINISTRATION	\$ 20.00
15110		7/11/2019	UPGRADE STORAGE ON PD SERVER	GENERAL FUND	POLICE	\$ 992.00
15110		7/11/2019	UPGRADE 10/100 SWITCH IN POLICE DEPT	GENERAL FUND	POLICE	\$ 20.00
15156		7/14/2019	SSD DRIVE_P.W.(2)	GENERAL FUND	STREETS & PUBLIC WORKS	\$ 40.00
15156		7/14/2019	SSD DRIVE_UTILITY	UTILITY FUND	ADMINISTRATION	\$ 20.00
					TOTAL:	\$ 1,172.00
15171	PAYLOCITY	7/19/2019	PAYLOCITY	GENERAL FUND	ADMINISTRATION	\$ 1,006.02
					TOTAL:	\$ 1,006.02
15173	R.L. "ED" EDWARDS, ATTORNEY & COUNSELOR	7/19/2019	PROSECUTOR_JULY 2019	GENERAL FUND	JUDICIAL	\$ 1,000.00
					TOTAL:	\$ 1,000.00
15140	S&L OFFICE SUPPLIES , INC	7/1/2019	AAA BATTERY(1)	GENERAL FUND	CITY COUNCIL	\$ 16.35
15140		7/1/2019	STAPLES(2)	GENERAL FUND	CITY COUNCIL	\$ 1.78
15140		7/1/2019	COPY PAPER(2)	GENERAL FUND	CITY COUNCIL	\$ 65.90
15269		7/24/2019	NAMEPLATE(1)	GENERAL FUND	CITY COUNCIL	\$ 15.00
15117		7/11/2019	BUILDING PERMITS(500)	GENERAL FUND	BUILDING DEPARTMENT	\$ 87.25
15283		7/22/2019	COPY PAPER(3)	GENERAL FUND	BUILDING DEPARTMENT	\$ 98.85
15283		7/22/2019	FINE SHARPIES(1)	GENERAL FUND	BUILDING DEPARTMENT	\$ 9.75

CLAIM #	VENDOR NAME	DATE	DESCRIPTION	FUND	DEPARTMENT	PAGE 15 AMOUNT
15283	S&L OFFICE SUPPLIES , INC	7/22/2019	LABELS(1)	GENERAL FUND	BUILDING DEPARTMENT	\$ 7.50
15283		7/22/2019	BIC PENS(4)	GENERAL FUND	BUILDING DEPARTMENT	\$ 25.16
15283		7/22/2019	3x3 POST IT(3)	GENERAL FUND	BUILDING DEPARTMENT	\$ 17.04
15223		7/24/2019	PLANNER(1)	GENERAL FUND	STREETS & PUBLIC WORKS	\$ 13.33
15223		7/24/2019	TWIST TOP PHONE UNTANGLER(1)	GENERAL FUND	STREETS & PUBLIC WORKS	\$ 5.12
15223		7/24/2019	FILE STACK(1)	GENERAL FUND	STREETS & PUBLIC WORKS	\$ 10.58
15223		7/24/2019	NOTEBOOK(1)	GENERAL FUND	STREETS & PUBLIC WORKS	\$ 8.18
15223		7/24/2019	CASSETTE LABEL(1)	GENERAL FUND	STREETS & PUBLIC WORKS	\$ 14.56
15223		7/24/2019	COPY PAPER(1)	GENERAL FUND	STREETS & PUBLIC WORKS	\$ 32.95
15220		7/24/2019	BOXES BANKER(3)	UTILITY FUND	ADMINISTRATION	\$ 110.97
15220		7/24/2019	EXPANDABLE FILE(4)	UTILITY FUND	ADMINISTRATION	\$ 42.44
15220		7/24/2019	COPY PAPER(6)	UTILITY FUND	ADMINISTRATION	\$ 197.70
15220		7/24/2019	FILE FOLDERS(6)	UTILITY FUND	ADMINISTRATION	\$ 51.48
15220		7/24/2019	HANGING FILE FOLDERS(6)	UTILITY FUND	ADMINISTRATION	\$ 48.48
15220		7/24/2019	BINDER(2)	UTILITY FUND	ADMINISTRATION	\$ 6.18
15220		7/24/2019	DIVIDERS(12)	UTILITY FUND	ADMINISTRATION	\$ 11.52
15220		7/24/2019	RUBBER BAND(1)	UTILITY FUND	ADMINISTRATION	\$ 3.63
15220		7/24/2019	RUBBER BANDS(1)	UTILITY FUND	ADMINISTRATION	\$ 4.19
15209		7/24/2019	WIRELESS MOUSE(2)	UTILITY FUND	ADMINISTRATION	\$ 64.74
15209		7/24/2019	REINFORCEMENTS(1)	UTILITY FUND	ADMINISTRATION	\$ 4.75
15209		7/24/2019	SHEET PROTECTOR(1)	UTILITY FUND	ADMINISTRATION	\$ 8.03
15209		7/24/2019	UTILITY BILL PAPER(6)	UTILITY FUND	ADMINISTRATION	\$ 325.80
					TOTAL:	\$ 1,309.21
15203	SEA COAST ECHO	7/20/2019	AMEND ORDINANCE 637-05-2019	GENERAL FUND	ADMINISTRATION	\$ 92.88
15149		7/13/2019	P&Z AD_07/13/2019	GENERAL FUND	BUILDING DEPARTMENT	\$ 117.24
					TOTAL:	\$ 210.12
15188	SOUTHERN PIPE & SUPPLY	7/10/2019	METER BOX(6)	UTILITY FUND	UTILITY OPERATIONS	\$ 111.00
15188		7/10/2019	PVC COMBINATION(1)	UTILITY FUND	UTILITY OPERATIONS	\$ 19.66
15188		7/10/2019	PVC CAPS(1)	UTILITY FUND	UTILITY OPERATIONS	\$ 6.89
					TOTAL:	\$ 137.55

						PAGE 16
CLAIM #	VENDOR NAME	DATE	DESCRIPTION	FUND	DEPARTMENT	AMOUNT
15155	SPEED BUMPS AND HUMPS COMPANY	6/25/2019	SPEED BUMPS(6)	GENERAL FUND	STREETS & PUBLIC WORKS	\$ 2,033.10
15155		6/25/2019	FREIGHT	GENERAL FUND	STREETS & PUBLIC WORKS	\$ 339.69
					TOTAL:	\$ 2,372.79
15224	SUN COAST CLAYS BUSINESS SUPPLY	7/24/2019	GLOVES - MEDIUM(3)	GENERAL FUND	STREETS & PUBLIC WORKS	\$ 22.50
15224		7/24/2019	TISSUE JUMBO(4)	GENERAL FUND	STREETS & PUBLIC WORKS	\$ 88.60
15224		7/24/2019	TOWELS(1)	GENERAL FUND	STREETS & PUBLIC WORKS	\$ 19.00
15224		7/24/2019	CELLY SOFT TISSUE(2)	GENERAL FUND	STREETS & PUBLIC WORKS	\$ 49.96
15224		7/24/2019	DISINFECTANT(4)	GENERAL FUND	STREETS & PUBLIC WORKS	\$ 44.00
15225		7/24/2019	GLOVES-LARGE(2)	GENERAL FUND	STREETS & PUBLIC WORKS	\$ 15.00
15225		7/24/2019	TOILET TISSUE(3)	GENERAL FUND	STREETS & PUBLIC WORKS	\$ 66.45
15225		7/24/2019	TOILET TISSUE(2)	GENERAL FUND	STREETS & PUBLIC WORKS	\$ 79.90
15225		7/24/2019	MULTIFOLD TOWEL(3)	GENERAL FUND	STREETS & PUBLIC WORKS	\$ 57.00
15225		7/24/2019	BLEACH(2)	GENERAL FUND	STREETS & PUBLIC WORKS	\$ 29.96
15225		7/24/2019	FABULOSO(2)	GENERAL FUND	STREETS & PUBLIC WORKS	\$ 99.04
15225		7/24/2019	BAGS TRASH(4)	GENERAL FUND	STREETS & PUBLIC WORKS	\$ 127.80
15274		7/26/2019	60 GALLON TRASH BAG(8)	GENERAL FUND	STREETS & PUBLIC WORKS	\$ 255.92
15275		7/26/2019	60 GALLON TRASH BAGS(3)	GENERAL FUND	STREETS & PUBLIC WORKS	\$ 95.97
15275		7/26/2019	#510 BAGS(3)	GENERAL FUND	STREETS & PUBLIC WORKS	\$ 56.94
15275		7/26/2019	DUSTER(1)	GENERAL FUND	STREETS & PUBLIC WORKS	\$ 8.27
15275		7/26/2019	TISSUE(1)	GENERAL FUND	STREETS & PUBLIC WORKS	\$ 26.98
15275		7/26/2019	FOAM SOAP(4)	GENERAL FUND	STREETS & PUBLIC WORKS	\$ 175.52
15182		7/18/2019	CALENDAR(1)	UTILITY FUND	UTILITY OPERATIONS	\$ 34.98
15182		7/18/2019	LETTER TRAY(2)	UTILITY FUND	UTILITY OPERATIONS	\$ 19.06
15182		7/18/2019	FILE POCKET PARTITION(2)	UTILITY FUND	UTILITY OPERATIONS	\$ 22.90
					TOTAL:	\$ 1,395.75
15219	SUNSOUTH LLC	7/23/2019	PIN FASTNER(2)	GENERAL FUND	STREETS & PUBLIC WORKS	\$ 10.74
15219		7/23/2019	PIN(2)	GENERAL FUND	STREETS & PUBLIC WORKS	\$ 99.58
					TOTAL:	\$ 110.32
15213	TAYLOR POWER SYSTEMS, INC.	7/12/2019	SERVICE CALL/REPAIR	GENERAL FUND	STREETS & PUBLIC WORKS	\$ 1,357.31
					TOTAL:	\$ 1,357.31

						PAGE 17
CLAIM #	VENDOR NAME	DATE	DESCRIPTION	FUND	DEPARTMENT	AMOUNT
15128	TIRE SPOT	7/8/2019	NEW TUBE_KUBOTA ZERO TURN(1)	GENERAL FUND	STREETS & PUBLIC WORKS	\$ 35.00
15130		7/10/2019	NEW TIRES_1994 CHEVY(2)	GENERAL FUND	STREETS & PUBLIC WORKS	\$ 175.00
15131		7/10/2019	FRONT TIRE_BACKHOE(2)	GENERAL FUND	STREETS & PUBLIC WORKS	\$ 390.00
15126		7/10/2019	USED TIRES_UTILITY TRAILER(2)	UTILITY FUND	UTILITY OPERATIONS	\$ 75.00
					TOTAL:	\$ 675.00
15279	TRACTOR SUPPLY CREDIT PLAN	7/25/2019	NEEM TREE OIL(1)	GENERAL FUND	STREETS & PUBLIC WORKS	\$ 10.99
15278		7/25/2019	TRI BALL HITCH(1)	UTILITY FUND	UTILITY OPERATIONS	\$ 99.99
15109		7/11/2019	WD-40(2)	MUNICIPAL HARBOR FUND	ADMINISTRATION	\$ 12.98
15109		7/11/2019	LIQUID WRENCH(3)	MUNICIPAL HARBOR FUND	ADMINISTRATION	\$ 14.97
15109		7/11/2019	LIQUID WRENCH OIL(3)	MUNICIPAL HARBOR FUND	ADMINISTRATION	\$ 14.97
15109		7/11/2019	CHAIN LUBE(2)	MUNICIPAL HARBOR FUND	ADMINISTRATION	\$ 10.58
					TOTAL:	\$ 164.48
15134	TWC SERVICES INC.	7/2/2019	BLOWER ASSEMBLY REPAIR	GENERAL FUND	FIRE	\$ 1,118.70
15167		7/12/2019	EVAPORATOR COIL	GENERAL FUND	FIRE	\$ 2,115.60
15165		6/27/2019	LABOR F.D. #1	GENERAL FUND	FIRE	\$ 225.00
15215		6/27/2019	HEAT PUMP REPAIR	GENERAL FUND	FIRE	\$ 150.00
15285		7/18/2019	LABOR	GENERAL FUND	FIRE	\$ 768.75
15285		7/18/2019	MATERIAL & PARTS	GENERAL FUND	FIRE	\$ 28.73
15166		7/2/2019	LABOR CITY HALL	GENERAL FUND	STREETS & PUBLIC WORKS	\$ 289.25
15164		7/2/2019	LABOR COUNCIL	GENERAL FUND	STREETS & PUBLIC WORKS	\$ 1,045.75
15164		7/2/2019	PARTS & MATERIALS	GENERAL FUND	STREETS & PUBLIC WORKS	\$ 1,592.93
					TOTAL:	\$ 7,334.71
15127	UNITED RENTALS	6/27/2019	PUMP RENTAL	GENERAL FUND	STREETS & PUBLIC WORKS	\$ 1,500.00
15127		6/27/2019	HOSE 6X20	GENERAL FUND	STREETS & PUBLIC WORKS	\$ 400.03
15127		6/27/2019	HOSE 4X50	GENERAL FUND	STREETS & PUBLIC WORKS	\$ 270.18
15127		6/27/2019	STRAINERS	GENERAL FUND	STREETS & PUBLIC WORKS	\$ 56.35
15127		6/27/2019	ENVIRONMENTAL CHARGE	GENERAL FUND	STREETS & PUBLIC WORKS	\$ 27.60
15127		6/27/2019	DELIVERY CHARGE	GENERAL FUND	STREETS & PUBLIC WORKS	\$ 200.00
15127		6/27/2019	PICK UP CHARGE	GENERAL FUND	STREETS & PUBLIC WORKS	\$ 200.00
					TOTAL:	\$ 2,654.16

						PAGE 18
CLAIM #	VENDOR NAME	DATE	DESCRIPTION	FUND	DEPARTMENT	AMOUNT
15186	UTILITY MANAGEMENT CORPORATION	7/16/2019	UTILITY MANAGEMENT_JUNE 2019	UTILITY FUND	UTILITY OPERATIONS	\$ 700.00
					TOTAL:	\$ 700.00
15289	VISA	7/7/2019	COUNCIL EMAILS	GENERAL FUND	CITY COUNCIL	\$ 108.00
15289		7/7/2019	BEAU RIVAGE - MML - G. HOFFMAN	GENERAL FUND	CITY COUNCIL	\$ 368.00
15289		7/7/2019	BEAU RIVAGE - MML - L. SMITH	GENERAL FUND	CITY COUNCIL	\$ 368.00
15289		7/7/2019	COURT EMAILS	GENERAL FUND	JUDICIAL	\$ 36.00
15289		7/7/2019	GOOGLE STORAGE	GENERAL FUND	ADMINISTRATION	\$ 9.99
15289		7/7/2019	ADMINISTRATION EMAILS	GENERAL FUND	ADMINISTRATION	\$ 120.00
15289		7/7/2019	BEAU RIVAGE - MML - MAYOR	GENERAL FUND	ADMINISTRATION	\$ 433.00
15289		7/7/2019	BEAU RIVAGE - MML - H. SMITH	GENERAL FUND	ADMINISTRATION	\$ 368.00
15289		7/7/2019	BUILDING DEPARTMENT EMAILS	GENERAL FUND	BUILDING DEPARTMENT	\$ 60.00
15289		7/7/2019	GOOGLE STORAGE	GENERAL FUND	POLICE	\$ 9.99
15289		7/7/2019	POLICE EMAILS	GENERAL FUND	POLICE	\$ 393.20
15289		7/7/2019	FIRE DEPT DEPT EMAILS	GENERAL FUND	FIRE	\$ 24.00
15289		7/7/2019	PUBLIC WORKS EMAILS	GENERAL FUND	STREETS & PUBLIC WORKS	\$ 60.00
15289		7/7/2019	JULY 2019 VISA STATEMENT	UTILITY FUND	ADMINISTRATION	\$ 36.00
15289		7/7/2019	HARBOR EMAILS	MUNICIPAL HARBOR FUND	ADMINISTRATION	\$ 24.00
					TOTAL:	\$ 2,418.18
15148	WARING OIL	7/10/2019	DIESEL_F.D. #1	GENERAL FUND	FIRE	\$ 537.19
15147		7/10/2019	DIESEL_F.D. #2 GENERATOR	GENERAL FUND	FIRE	\$ 835.62
15123		7/8/2019	GAS & DIESEL	GENERAL FUND	STREETS & PUBLIC WORKS	\$ 2,222.68
15120		7/10/2019	GAS & DIESEL	GENERAL FUND	STREETS & PUBLIC WORKS	\$ 975.64
15147		7/10/2019	DIESEL_F.D. #2_P.W.	GENERAL FUND	STREETS & PUBLIC WORKS	\$ 835.63
15217		7/15/2019	GAS & DIESEL	GENERAL FUND	STREETS & PUBLIC WORKS	\$ 733.28
15210		7/22/2019	GAS & DIESEL	GENERAL FUND	STREETS & PUBLIC WORKS	\$ 1,604.47
15160		7/8/2019	HARBOR GAS	MUNICIPAL HARBOR FUND	ADMINISTRATION	\$ 10,401.88
					TOTAL:	\$ 18,146.39

						PAGE 19
		FUND 001	GENERAL FUND	\$123,911.62		
		FUND 005	MUNICIPAL RESERVE FUND	\$10,978.50		
		FUND 200	DEBT SERVICE FUND	\$665.07		
		FUND 400	UTILITY OPERATING FUND	\$70,211.74		
		FUND 450	MUNICIPAL HARBOR FUND	\$13,301.70		
		FUND 650	COMMUNITY HALL FUND	\$3,430.00		
			TOTAL:	\$222,498.63		

-----ID-----	POST DATE	BANK CODE	-----DESCRIPTION-----	GROSS DISCOUNT	P.O. # G/L ACCOUNT	-----ACCOUNT NAME-----	DISTRIBUTION
=====							
01-00637	ADVANCED COLLISION						
I-49643868			REPAIR UNIT #180	1,339.99			
8/06/2019	AP		DUE: 6/25/2019 DISC: 6/25/2019		1099: N		
			REPAIR UNIT #180		001 200-528-000	REPAIRS & MAINT - VEHICL	1,339.99
=== VENDOR TOTALS ===				1,339.99			
=====							
01-00136	AT&T						
I-201907252207			228 M69-7896 896 JULY 2019	1,928.60			
8/06/2019	AP		DUE: 7/13/2019 DISC: 7/13/2019		1099: N		
			228 M69-7896 896 JULY 2019		001 120-530-000	TELEPHONE EXPENSE	1,928.60
I-201907252208			228 M69-7896 896 JULY 2019	716.48			
8/06/2019	UTOP		DUE: 7/13/2019 DISC: 7/13/2019		1099: N		
			228 M69-7896 896 JULY 2019		400 120-530-000	TELEPHONE EXPENSE	716.48
=== VENDOR TOTALS ===				2,645.08			
=====							
01-01636	AT&T						
I-201907152200			HARBOR UVERSE	120.81			
8/06/2019	HARB		DUE: 6/30/2019 DISC: 6/30/2019		1099: N		
			HARBOR UVERSE		450 120-530-000	TELEPHONE	120.81
=== VENDOR TOTALS ===				120.81			
=====							
01-00781	BANCORPSOUTH EQUIPMENT FINANCE						
I-666528			PAY #5 2018 DUMP TRUCK	665.07			
8/06/2019	DEBT		DUE: 7/22/2019 DISC: 7/22/2019		1099: N		
			PAY #5_2018 DUMP TRUCK		200 000-805-016	DUMP TRUCK	665.07
=== VENDOR TOTALS ===				665.07			
=====							
01-01511	BAY ICE COMPANY						
I-608262			HARBOR ICE	75.90			
8/06/2019	HARB		DUE: 7/19/2019 DISC: 7/19/2019		1099: N		
			HARBOR ICE		450 120-542-000	OPERATING EXPENSES	75.90
I-608981			HARBOR ICE	121.00			
8/06/2019	HARB		DUE: 7/29/2019 DISC: 7/29/2019		1099: N		
			HARBOR ICE		450 120-542-000	OPERATING EXPENSES	121.00
=== VENDOR TOTALS ===				196.90			

7/30/2019 12:20 PM
 PACKET: 08961 08.06.2019 DOCKET
 VENDOR SET: 01 CITY OF BAY ST. LOUIS
 SEQUENCE : ALPHABETIC
 DUE TO/FROM ACCOUNTS SUPPRESSED

A/P Regular Open Item Register

PAGE: 2

6.B.2

Attachment: A/P Regular Open Item Register for August 6, 2019 Meeting (1787 : Docket of Claims #19-031

-----ID-----				GROSS	P.O. #		
POST DATE	BANK CODE	-----DESCRIPTION-----		DISCOUNT	G/L ACCOUNT	-----ACCOUNT NAME-----	DISTRIBUTION
=====							
01-01482		BETZ ROSETTI & ASSOCIATES, INC					
I-2679		HARBOR SECURITY		167.00			
8/06/2019	HARB	DUE: 7/17/2019 DISC: 7/17/2019			1099: N		
		HARBOR SECURITY			450 120-606-000	FIDELITY BONDS	167.00
		=== VENDOR TOTALS ===		167.00			
=====							
01-00623		BUTLER SNOW LLP					
I-10231050		PROFESSIONAL SERVICES		8,940.00			
8/06/2019	AP	DUE: 7/22/2019 DISC: 7/22/2019			1099: N		
		PROFESSIONAL SERVICES			001 120-544-000	LEGAL SERVICES	8,940.00
I-10231051		PROFESSIONAL SERVICES		30.00			
8/06/2019	HARB	DUE: 7/22/2019 DISC: 7/22/2019			1099: N		
		PROFESSIONAL SERVICES			450 120-544-000	LEGAL FEES	30.00
		=== VENDOR TOTALS ===		8,970.00			
=====							
01-00278		CENTER POINT ENERGY (ATMOS ENE					
I-563346		NAT. GAS PURCHASE JUNE 2019		15,798.00			
8/06/2019	UTOP	DUE: 7/15/2019 DISC: 7/15/2019			1099: N		
		NAT. GAS PURCHASE JUNE 2019			400 700-617-000	NATURAL GAS PURCHASE	15,798.00
		=== VENDOR TOTALS ===		15,798.00			
=====							
01-01268		CINTAS UNIFORMS					
I-240548010		HARBOR UNIFORMS 10/18/18		37.91			
8/06/2019	HARB	DUE: 10/18/2018 DISC: 10/18/2018			1099: N		
		HARBOR UNIFORMS 10/18/18			450 120-615-000	UNIFORMS	37.91
I-240558989		HARBOR UNIFORMS 01/10/19		37.91			
8/06/2019	HARB	DUE: 1/10/2019 DISC: 1/10/2019			1099: N		
		HARBOR UNIFORMS 01/10/19			450 120-615-000	UNIFORMS	37.91
I-4025630634		HARBOR UNIFORMS 07/11/19		38.82			
8/06/2019	HARB	DUE: 7/11/2019 DISC: 7/11/2019			1099: N		
		HARBOR UNIFORMS 07/11/19			450 120-615-000	UNIFORMS	38.82
I-4025630896		P.W. UNIFORMS 7/11/19		306.99			
8/06/2019	AP	DUE: 7/11/2019 DISC: 7/11/2019			1099: N		
		P.W. UNIFORMS 7/11/19			001 300-615-000	UNIFORMS	306.99
I-4026094759		HARBOR UNIFORMS 7/18/19		38.82			
8/06/2019	HARB	DUE: 7/18/2019 DISC: 7/18/2019			1099: N		
		HARBOR UNIFORMS 7/18/19			450 120-615-000	UNIFORMS	38.82

7/30/2019 12:20 PM
 PACKET: 08961 08.06.2019 DOCKET
 VENDOR SET: 01 CITY OF BAY ST. LOUIS
 SEQUENCE : ALPHABETIC
 DUE TO/FROM ACCOUNTS SUPPRESSED

A/P Regular Open Item Register

PAGE: 3

6.B.2

-----ID-----				GROSS	P.O. #		
POST DATE	BANK CODE	-----DESCRIPTION-----		DISCOUNT	G/L ACCOUNT	-----ACCOUNT NAME-----	DISTRIBUTION
01-01268	CINTAS UNIFORMS	(** CONTINUED **)					
I-4026094948		P.W. UNIFORMS 7/18/19		306.99			
8/06/2019	AP	DUE: 7/18/2019 DISC: 7/18/2019			1099: N		
		P.W. UNIFORMS_7/18/19			001 300-615-000	UNIFORMS	306.99
I-4026559389		HARBOR UNIFORMS_07/25/19		38.82			
8/06/2019	HARB	DUE: 7/25/2019 DISC: 7/25/2019			1099: N		
		HARBOR UNIFORMS_07/25/19			450 120-615-000	UNIFORMS	38.82
I-4026559795		P.W. UNIFORMS 7/25/19		315.94			
8/06/2019	AP	DUE: 7/25/2019 DISC: 7/25/2019			1099: N		
		P.W. UNIFORMS_7/25/19			001 300-615-000	UNIFORMS	315.94
		=== VENDOR TOTALS ===		1,122.20			
01-00087	CITY OF BAY SAINT LOUIS						
I-201907182201		TRF MRES TO GF AS PER COUNCIL		6,679.50			
8/06/2019	MRES	DUE: 7/16/2019 DISC: 7/16/2019			1099: N		
		TRF MRES TO GF AS PER COUNCIL			005 100-543-000	PUBLICATIONS	6,679.50
		=== VENDOR TOTALS ===		6,679.50			
01-00087	CITY OF BAY SAINT LOUIS						
I-201907302210		TRF OLD TOWN TO GF REV EARNED		1,000.00			
8/06/2019	COMM	DUE: 7/29/2019 DISC: 7/29/2019			1099: N		
		TRF OLD TOWN TO GF REV EARNED			650 000-133-004	DEFERRED REVENUE-OLD TOW	1,000.00
		=== VENDOR TOTALS ===		1,000.00			
01-00087	CITY OF BAY SAINT LOUIS						
I-201907302211		TRF COMM HALL TO GF REV EARNE		2,430.00			
8/06/2019	COMM	DUE: 7/29/2019 DISC: 7/29/2019			1099: N		
		TRF COMM HALL TO GF REV EARNED			650 000-133-001	DEFERRED REVENUE-COMM HA	2,430.00
		=== VENDOR TOTALS ===		2,430.00			
01-00090	COAST ELECTRIC POWER ASSOCIATI						
I-37952		COAST ELECTRIC		8,717.86			
8/06/2019	AP	DUE: 7/08/2019 DISC: 7/08/2019			1099: N		
		386820-002 TURNER ST LIGHTS			001 300-529-000	STREET LIGHTS	148.14
		386820-003 LS#20 WASHINGTON			400 700-531-000	UTILITIES	0.00
		386820-005 LS#18 EASTERBROOK			400 700-531-000	UTILITIES	0.00
		386820-006 LS#14 HWY 90			400 700-531-000	UTILITIES	0.00
		386820-007 LS#13 HWY 90			400 700-531-000	UTILITIES	0.00
		386820-009 HWY 90 LIGHTING #14			001 300-529-000	STREET LIGHTS	85.32
		386820-016 LS#31 BLUE MEADOW			400 700-531-000	UTILITIES	0.00
		386820-017 LS#29 HWY 90			400 700-531-000	UTILITIES	0.00

Attachment: A/P Regular Open Item Register for August 6, 2019 Meeting (1787 : Docket of Claims #19-031

-----ID-----			GROSS	P.O. #		
POST DATE	BANK CODE	-----DESCRIPTION-----	DISCOUNT	G/L ACCOUNT	-----ACCOUNT NAME-----	DISTRIBUTION
01-00090	COAST ELECTRIC POWER ASSOCIATI	(** CONTINUED **)				
		386820-018 LS#27 PONYIAC DRIVE		400 700-531-000	UTILITIES	0.00
		386820-020 LS#26 HWY 90		400 700-531-000	UTILITIES	0.00
		386820-021 LS#24 SUEBE ST		400 700-531-000	UTILITIES	0.00
		386820-022 LS#28 HWY 90		400 700-531-000	UTILITIES	0.00
		386820-023 LS#30 GREEN MEADOW		400 700-531-000	UTILITIES	0.00
		386820-026 TENTH ST WATER PUM		400 700-531-000	UTILITIES	0.00
		386820-029 LS#12 HWY 90		400 700-531-000	UTILITIES	0.00
		386820-031 LS#38 SCIANNA LANE		400 700-531-000	UTILITIES	0.00
		386820-033 HWY 90 ACROSS P.O.		001 300-529-000	STREET LIGHTS	52.61
		386820-034 HWY 90 LIGHTING		001 300-529-000	STREET LIGHTS	62.91
		386820-035 HWY 90 LIGHTING 2		001 300-529-000	STREET LIGHTS	54.60
		386820-036 HWY 90 LIGHTING 12		001 300-529-000	STREET LIGHTS	54.78
		386820-037 HWY 90 LIGHTING 1		001 300-529-000	STREET LIGHTS	58.03
		386820-039 HWY 90 W LIGHTING		001 300-529-000	STREET LIGHTS	52.16
		386820-040 HWY 90 LIGHTING 13		001 300-529-000	STREET LIGHTS	33.90
		386820-041 HWY 90 LIGHTING 11		001 300-529-000	STREET LIGHTS	55.32
		386820-042 HWY 90 LIGHTING 9		001 300-529-000	STREET LIGHTS	57.30
		386820-043 HWY 90 LIGHTING 15		001 300-529-000	STREET LIGHTS	68.25
		386820-044 CITY HALL		001 300-531-000	UTILITIES	5,826.44
		386820-045 VEHICLE MAINT		001 300-531-000	UTILITIES	1,517.41
		386820-046 POLICE DEPARTMENT		001 300-531-000	UTILITIES	110.90
		386820-047 CARPENTER SHED		001 300-531-000	UTILITIES	113.07
		386820-048 DRY STORAGE		001 300-531-000	UTILITIES	37.06
		386820-050 DRINKWATER MEDIA L		001 300-529-000	STREET LIGHTS	159.89
		386820-052 WASHINGTON ST LTS		001 300-529-000	STREET LIGHTS	50.17
		386820-053 BLUE MEAD CAUTION		001 300-529-000	STREET LIGHTS	37.87
		386820-054 WASH/CHAP CAUTION		001 300-529-000	STREET LIGHTS	44.12
		386820-055 WASH RD 3119 SIREN		001 300-531-000	UTILITIES	37.61
I-37952 1		COAST ELECTRIC	2,614.37			
8/06/2019	UTOP	DUE: 7/08/2019 DISC: 7/08/2019		1099: N		
		386820-002 TURNER ST LIGHTS		001 300-529-000	STREET LIGHTS	0.00
		386820-003 LS#20 WASHINGTON		400 700-531-000	UTILITIES	119.31
		386820-005 LS#18 EASTERBROOK		400 700-531-000	UTILITIES	38.51
		386820-006 LS#14 HWY 90		400 700-531-000	UTILITIES	40.95
		386820-007 LS#13 HWY 90		400 700-531-000	UTILITIES	44.30
		386820-009 HWY 90 LIGHTING #14		001 300-529-000	STREET LIGHTS	0.00
		386820-016 LS#31 BLUE MEADOW		400 700-531-000	UTILITIES	58.14
		386820-017 LS#29 HWY 90		400 700-531-000	UTILITIES	98.82
		386820-018 LS#27 PONYIAC DRIVE		400 700-531-000	UTILITIES	45.46
		386820-020 LS#26 HWY 90		400 700-531-000	UTILITIES	58.89
		386820-021 LS#24 SUEBE ST		400 700-531-000	UTILITIES	136.16
		386820-022 LS#28 HWY 90		400 700-531-000	UTILITIES	149.92
		386820-023 LS#30 GREEN MEADOW		400 700-531-000	UTILITIES	134.56
		386820-026 TENTH ST WATER PUM		400 700-531-000	UTILITIES	1,572.30
		386820-029 LS#12 HWY 90		400 700-531-000	UTILITIES	37.15
		386820-031 LS#38 SCIANNA LANE		400 700-531-000	UTILITIES	79.90
		386820-033 HWY 90 ACROSS P.O.		001 300-529-000	STREET LIGHTS	0.00
		386820-034 HWY 90 LIGHTING		001 300-529-000	STREET LIGHTS	0.00
		386820-035 HWY 90 LIGHTING 2		001 300-529-000	STREET LIGHTS	0.00
		386820-036 HWY 90 LIGHTING 12		001 300-529-000	STREET LIGHTS	0.00

-----ID-----				GROSS	P.O. #		
POST DATE	BANK CODE	-----DESCRIPTION-----		DISCOUNT	G/L ACCOUNT	-----ACCOUNT NAME-----	DISTRIBUTION
01-00090		COAST ELECTRIC POWER ASSOCIATI(** CONTINUED **)					
		386820-037 HWY 90 LIGHTING 1			001 300-529-000	STREET LIGHTS	0.00
		386820-039 HWY 90 W LIGHTING			001 300-529-000	STREET LIGHTS	0.00
		386820-040 HWY 90 LIGHTING 13			001 300-529-000	STREET LIGHTS	0.00
		386820-041 HWY 90 LIGHTING 11			001 300-529-000	STREET LIGHTS	0.00
		386820-042 HWY 90 LIGHTING 9			001 300-529-000	STREET LIGHTS	0.00
		386820-043 HWY 90 LIGHTING 15			001 300-529-000	STREET LIGHTS	0.00
		386820-044 CITY HALL			001 300-531-000	UTILITIES	0.00
		386820-045 VEHICLE MAINT			001 300-531-000	UTILITIES	0.00
		386820-046 POLICE DEPARTMENT			001 300-531-000	UTILITIES	0.00
		386820-047 CARPENTER SHED			001 300-531-000	UTILITIES	0.00
		386820-048 DRY STORAGE			001 300-531-000	UTILITIES	0.00
		386820-050 DRINKWATER MEDIA L			001 300-529-000	STREET LIGHTS	0.00
		386820-052 WASHINGTON ST LTS			001 300-529-000	STREET LIGHTS	0.00
		386820-053 BLUE MEAD CAUTION			001 300-529-000	STREET LIGHTS	0.00
		386820-054 WASH/CHAP CAUTION			001 300-529-000	STREET LIGHTS	0.00
		386820-055 WASH RD 3119 SIREN			001 300-529-000	STREET LIGHTS	0.00
I-37973		COAST ELECTRIC		762.81			
8/06/2019	AP	DUE: 7/08/2019 DISC: 7/08/2019			1099: N		
		870474-002 HWY 90 & WASHINGTON			001 300-529-000	STREET LIGHTS	47.10
		870474-004 MAIN ST. LIGHTS			001 300-529-000	STREET LIGHTS	46.64
		870474-007 HWY 603/LAGAN			001 300-529-000	STREET LIGHTS	159.80
		870474-008 HWY 603/SUGARFIELD			001 300-529-000	STREET LIGHTS	117.32
		870474-009 HWY 603/GULF CONCRE			001 300-529-000	STREET LIGHTS	198.71
		870474-010 HWY 603/GATOR STOP			001 300-529-000	STREET LIGHTS	193.24
I-38049		COAST ELECTRIC		57.00			
8/06/2019	AP	DUE: 7/19/2019 DISC: 7/19/2019			1099: N		
		386820-015HWY 603 TRAFF LIGHT			001 300-529-000	STREET LIGHTS	57.00
I-38107		COAST ELECTRIC		298.73			
8/06/2019	AP	DUE: 7/22/2019 DISC: 7/22/2019			1099: N		
		870474-005 603/SO RD 560			001 300-529-000	STREET LIGHTS	137.12
		870474-006 HWY 603/CUZ'S			001 300-529-000	STREET LIGHTS	161.61
		=== VENDOR TOTALS ===		12,450.77			
01-00179		CSPIRE					
I-201907232202		BUILDING INSPECTORS IPADS		68.38			
8/06/2019	AP	DUE: 7/14/2019 DISC: 7/14/2019			1099: N		
		BUILDING INSPECTORS IPADS			001 150-530-000	TELEPHONE EXPENSE	68.38
I-201907232203		HARBORMASTER TELEPHONE		25.36			
8/06/2019	HARB	DUE: 7/14/2019 DISC: 7/14/2019			1099: N		
		HARBORMASTER TELEPHONE			450 120-530-000	TELEPHONE	25.36

7/30/2019 12:20 PM
 PACKET: 08961 08.06.2019 DOCKET
 VENDOR SET: 01 CITY OF BAY ST. LOUIS
 SEQUENCE : ALPHABETIC
 DUE TO/FROM ACCOUNTS SUPPRESSED

A/P Regular Open Item Register

PAGE: 6

6.B.2

-----ID-----				GROSS	P.O. #		
POST DATE	BANK CODE	-----DESCRIPTION-----		DISCOUNT	G/L ACCOUNT	-----ACCOUNT NAME-----	DISTRIBUTION
01-00179	CSPIRE	(** CONTINUED **)					
I-201907232204		UTILITY CALL OUT		20.41			
8/06/2019	UTOP	DUE: 7/14/2019 DISC: 7/14/2019			1099: N		
		UTILITY CALL OUT			400 120-530-000	TELEPHONE EXPENSE	20.41
		=== VENDOR TOTALS ===		114.15			
01-01564	DPC ENTERPRISES, L.P.						
I-212001757-19		CHLORINE		3,378.38			
8/06/2019	UTOP	DUE: 7/15/2019 DISC: 7/15/2019			1099: N		
		CHLORINE			400 700-613-000	OPERATING SUPPLIES	3,378.38
I-DE21000252-19		CHLORINE		450.00			
8/06/2019	UTOP	DUE: 6/30/2019 DISC: 6/30/2019			1099: N		
		CHLORINE			400 700-513-000	EQUIPMENT RENTAL	450.00
		=== VENDOR TOTALS ===		3,828.38			
01-02119	E FIRE SOUTHERN, INC.						
I-19591		ALARM SERVICE CALL F.D.#1		224.95			
8/06/2019	AP	DUE: 7/15/2019 DISC: 7/15/2019			1099: N		
		LABOR			001 260-527-000	REPAIRS & MAINT - PROPER	99.95
		ALARM PARTS_SMOKE DETECTOR			001 260-527-000	REPAIRS & MAINT - PROPER	125.00
		=== VENDOR TOTALS ===		224.95			
01-00094	FUELMAN						
I-NP56506123		FUELMAN F.D.		77.36			
8/06/2019	AP	DUE: 7/08/2019 DISC: 7/08/2019			1099: N		
		FUELMAN_F.D.			001 260-616-000	FUEL EXPENSE	77.36
I-NP56528048		FUELMAN F.D.		175.89			
8/06/2019	AP	DUE: 7/15/2019 DISC: 7/15/2019			1099: N		
		FUELMAN_F.D.			001 260-616-000	FUEL EXPENSE	175.89
I-NP56528184		FUELMAN P.D. #8184		2,220.19			
8/06/2019	AP	DUE: 7/15/2019 DISC: 7/15/2019			1099: N		
		FUELMAN_P.D. #8184			001 200-616-000	FUEL EXPENSE	2,220.19
I-NP56565638		FUELMAN F.D.		156.26			
8/06/2019	AP	DUE: 7/22/2019 DISC: 7/22/2019			1099: N		
		FUELMAN_F.D.			001 260-616-000	FUEL EXPENSE	156.26
I-NP56565773		FUELMAN P.D. #5773		1,512.21			
8/06/2019	AP	DUE: 7/22/2019 DISC: 7/22/2019			1099: N		
		FUELMAN_P.D. #5773			001 200-616-000	FUEL EXPENSE	1,512.21

Attachment: A/P Regular Open Item Register for August 6, 2019 Meeting (1787 : Docket of Claims #19-031

7/30/2019 12:20 PM
 PACKET: 08961 08.06.2019 DOCKET
 VENDOR SET: 01 CITY OF BAY ST. LOUIS
 SEQUENCE : ALPHABETIC
 DUE TO/FROM ACCOUNTS SUPPRESSED

A/P Regular Open Item Register

PAGE: 7

6.B.2

-----ID-----				GROSS	P.O. #		
POST DATE	BANK CODE	-----DESCRIPTION-----		DISCOUNT	G/L ACCOUNT	-----ACCOUNT NAME-----	DISTRIBUTION
01-00094	FUELMAN	(** CONTINUED **)					
I-NP56590136		FUELMAN F.D. #0136		1,308.32			
8/06/2019	AP	DUE: 7/29/2019 DISC: 7/29/2019			1099: N		
		FUELMAN_F.D. #0136			001 200-616-000	FUEL EXPENSE	1,308.32
		=== VENDOR TOTALS ===		5,450.23			
01-01302	GULF BREEZE LANDSCAPING, LLC						
I-B56475		BUSH HOGGING WARDS 1 THRU 6		24,886.04			
8/06/2019	AP	DUE: 7/25/2019 DISC: 7/25/2019			1099: N		
		BUSH HOGGING WARDS 1 THRU 6			001 300-550-000	GRASS CUTTING	24,886.04
		=== VENDOR TOTALS ===		24,886.04			
01-00279	GULFSOUTH PIPELINE						
I-1871797		GULFSOUTH PIPELINE JUNE 2019		4,503.19			
8/06/2019	UTOP	DUE: 7/10/2019 DISC: 7/10/2019			1099: N		
		GULFSOUTH PIPELINE_JUNE 2019			400 700-617-000	NATURAL GAS PURCHASE	4,503.19
		=== VENDOR TOTALS ===		4,503.19			
01-01613	INTERNATIONAL INSTITUTE OF MUN						
I-D.FUERSTEIN		MEMBERSHIP DUES		150.00			
8/06/2019	AP	DUE: 3/12/2019 DISC: 3/12/2019			1099: N		
		MEMBERSHIP DUES			001 120-538-000	MEMBERSHIP DUES	150.00
I-S.GONZALES		MEMBERSHIP DUES		210.00			
8/06/2019	AP	DUE: 3/12/2019 DISC: 3/12/2019			1099: N		
		MEMBERSHIP DUES			001 120-538-000	MEMBERSHIP DUES	210.00
		=== VENDOR TOTALS ===		360.00			
01-02096	J.P. COMPRETTE, ATTORNEY AT LA						
I-JULY 2019		PROFESSIONAL SERVICES		1,000.00			
8/06/2019	AP	DUE: 6/28/2019 DISC: 6/28/2019			1099: N		
		PROFESSIONAL SERVICES			001 102-535-000	PROSECUTOR, JUDGES LEGAL	1,000.00
		=== VENDOR TOTALS ===		1,000.00			

Attachment: A/P Regular Open Item Register for August 6, 2019 Meeting (1787 : Docket of Claims #19-031

7/30/2019 12:20 PM
 PACKET: 08961 08.06.2019 DOCKET
 VENDOR SET: 01 CITY OF BAY ST. LOUIS
 SEQUENCE : ALPHABETIC
 DUE TO/FROM ACCOUNTS SUPPRESSED

A/P Regular Open Item Register

PAGE: 8

6.B.2

-----ID-----			GROSS	P.O. #		
POST DATE	BANK CODE	-----DESCRIPTION-----	DISCOUNT	G/L ACCOUNT	-----ACCOUNT NAME-----	DISTRIBUTION
=====						
01-01167	KEITH HESS					
I-201907232205		RESTITUTION REFUND	40.00			
8/06/2019	AP	DUE: 6/12/2019 DISC: 6/12/2019		1099: N		
		RESTITUTION REFUND		001 000-156-000	RESTITUTION PAYABLE	40.00
		=== VENDOR TOTALS ===	40.00			
=====						
01-02195	LIME PI DIGITAL, LLC					
I-52018		MONTHLY WEB SERVICE	500.00			
8/06/2019	AP	DUE: 7/28/2019 DISC: 7/28/2019		1099: N		
		MONTHLY WEB SERVICE		001 100-510-000	COMPUTER/SOFTWARE	500.00
		=== VENDOR TOTALS ===	500.00			
=====						
01-01300	MAYLEY'S PEST CONTROL, LLC.					
I-21532		SENIOR CENTER JULY 2019	85.00			
8/06/2019	AP	DUE: 7/19/2019 DISC: 7/19/2019		1099: N		
		SENIOR CENTER JULY 2019		001 300-527-000	REPAIRS & MAINT - PROPER	85.00
I-21544		DEPOT MONTHLY	45.00			
8/06/2019	AP	DUE: 7/22/2019 DISC: 7/22/2019		1099: N		
		DEPOT MONTHLY		001 300-527-000	REPAIRS & MAINT - PROPER	45.00
I-21588		COUNCIL CHAMBERS JULY 2019	80.00			
8/06/2019	AP	DUE: 7/24/2019 DISC: 7/24/2019		1099: N		
		COUNCIL CHAMBERS JULY 2019		001 100-526-000	REPAIRS & MAINT -EQUIP &	80.00
		=== VENDOR TOTALS ===	210.00			
=====						
01-00091	MISSISSIPPI POWER					
I-201907252206		SUM #2 LIFT STATIONS	5,897.82			
8/06/2019	UTOP	DUE: 7/12/2019 DISC: 7/12/2019		1099: N		
		02381-470125 LS#4 N BEACH BLVD		400 700-531-000	UTILITIES	66.71
		03192-96010 LS#5 N BEACH BLVD		400 700-531-000	UTILITIES	94.29
		03651-47002 LS#40 DUNBAR		400 700-531-000	UTILITIES	212.76
		03956-29080 LS#41 JOHN BAPTIST		400 700-531-000	UTILITIES	73.75
		04721-47014 LS#17 EASTERBROOK		400 700-531-000	UTILITIES	58.48
		13297-23052 LS#43 FELICITY		400 700-531-000	UTILITIES	700.41
		14472-53000 LS#37 UNION ST.		400 700-531-000	UTILITIES	96.71
		17956-66037 LS#42 UNION ST.		400 700-531-000	UTILITIES	69.31
		24821-47019 LS#7 N. BEACH BLVD		400 700-531-000	UTILITIES	63.44
		27821-47006 LS#16 EASTERBROOK		400 700-531-000	UTILITIES	81.78
		33071-46008 LS#19 BOOKTER		400 700-531-000	UTILITIES	109.00
		37841-48011 LS#8 DUNBAR		400 700-531-000	UTILITIES	222.34
		38759-34010 LS#2 S. BEACH BLVD		400 700-531-000	UTILITIES	272.64
		40851-49000 LS#39 ST. CHARLES		400 700-531-000	UTILITIES	64.58
		44301-47018 LS#10 DUNBAR		400 700-531-000	UTILITIES	396.19
		46611-47006 LS#1 CENTRAL AVE		400 700-531-000	UTILITIES	835.36

Attachment: A/P Regular Open Item Register for August 6, 2019 Meeting (1787 : Docket of Claims #19-031

-----ID-----							
POST DATE	BANK CODE	-----DESCRIPTION-----	GROSS DISCOUNT	P.O. # G/L ACCOUNT	-----ACCOUNT NAME-----		DISTRIBUTION
01-00091	MISSISSIPPI POWER	(** CONTINUED **)					
		49251-49000 LS#22 SPANISH ACRE		400 700-531-000	UTILITIES		90.62
		50651-48017 LS#6 N BEACH BLVD		400 700-531-000	UTILITIES		89.94
		51091-48008 LS#9 FELICITY ST		400 700-531-000	UTILITIES		157.62
		55281-48008 LS#32 ENGMAN AVE		400 700-531-000	UTILITIES		171.89
		65581-49023 LS#36 ATHLETIC DR		400 700-531-000	UTILITIES		932.00
		73381-48009 LS#3 S BEACH BLVD		400 700-531-000	UTILITIES		274.51
		78161-48014 LS#33 ENGMAN AVE		400 700-531-000	UTILITIES		116.21
		85091-48018 LS#34 POGO RD.		400 700-531-000	UTILITIES		187.43
		85721-48011 LS#35 N BEACH BLVD		400 700-531-000	UTILITIES		98.20
		88911-49007 LS#15 MAIN ST.		400 700-531-000	UTILITIES		68.93
		96461-47014 LS#11 RUELLA AVE		400 700-531-000	UTILITIES		292.72
I-201907252209		SUM #4 LIGHTING	20,178.32				
8/06/2019	AP	DUE: 7/12/2019 DISC: 7/12/2019		1099: N			
		01239-14009 ST. FRANCIS		001 300-529-000	STREET LIGHTS		82.58
		02135-28039 DUNBAR TRF LT		001 300-529-000	STREET LIGHTS		62.57
		02475-32010 MAIN ST. LT METER		001 300-529-000	STREET LIGHTS		55.38
		03268-85018 CTRL #7 LIGHTING		001 300-529-000	STREET LIGHTS		71.53
		03841-48010 HWY 90 TRAFFIC LT		001 300-529-000	STREET LIGHTS		124.94
		04015-98007 MAIN ST. LT METER		001 300-529-000	STREET LIGHTS		55.93
		04237-20110 MAIN ST. LT METER		001 300-529-000	STREET LIGHTS		68.97
		04679-18047 DUNBAR SPLASH PAD		001 300-531-000	UTILITIES		52.89
		04997-75021 S BEACH BLVD LTS		001 300-529-000	STREET LIGHTS		55.47
		05633-98041 UNION ST. LIGHTS		001 300-529-000	STREET LIGHTS		56.97
		06078-21009 MAIN ST. LT METER		001 300-529-000	STREET LIGHTS		55.45
		06327-08000 CTRL#16 LIGHTING		001 300-529-000	STREET LIGHTS		26.75
		06493-43064 MAIN ST. LT METER		001 300-529-000	STREET LIGHTS		57.43
		06735-45009 MAIN ST. LT METER		001 300-529-000	STREET LIGHTS		57.43
		06774-59004 MAIN ST. LT METER		001 300-529-000	STREET LIGHTS		56.76
		07061-27004 CTRL#11 LIGHTING		001 300-529-000	STREET LIGHTS		53.03
		08734-17013 DEPOT GROUNDS 2		001 300-531-000	UTILITIES		53.56
		09482-28019 BOOKTER SOFTBALL		001 300-531-000	UTILITIES		298.80
		10186-00006 SPC-DD-4 LT METER		001 300-529-000	STREET LIGHTS		94.96
		10748-22013 CTRL #6 LIGHTING		001 300-529-000	STREET LIGHTS		59.30
		10791-48003 C.H. ANNEX LTS		001 300-531-000	UTILITIES		114.45
		10834-92041 CTRL#2 LIGHTING		001 300-529-000	STREET LIGHTS		76.42
		10911-25022 CTRL#4 LIGHTING		001 300-529-000	STREET LIGHTS		102.05
		12788-76011 CTRL#5 LIGHTING		001 300-529-000	STREET LIGHTS		74.16
		14985-49019 CTRL#28 LIGHTING		001 300-529-000	STREET LIGHTS		47.34
		15070-53019 CTRL#29 LIGHTING		001 300-529-000	STREET LIGHTS		23.96
		16353-67048 SPC-DD-3 LT METER		001 300-529-000	STREET LIGHTS		60.93
		18197-16018 CTRL#17 LIGHTING		001 300-529-000	STREET LIGHTS		56.93
		18225-93001 CTRL#18 LIGHTING		001 300-529-000	STREET LIGHTS		20.36
		18430-94003 CTRL#1 LIGHTING		001 300-529-000	STREET LIGHTS		63.11
		19631-85025 S BEACH BLVD LTS		001 300-529-000	STREET LIGHTS		34.10
		20430-97036 CTRL#9 LIGHTING		001 300-529-000	STREET LIGHTS		55.10
		20915-15027 SPC-DD-1 LT METER		001 300-529-000	STREET LIGHTS		80.34
		20931-23027 CTRL#23 LIGHTING		001 300-529-000	STREET LIGHTS		55.65
		20976-92005 DEPOT GROUNDS 3		001 300-531-000	UTILITIES		54.87
		229551-85001 DEPOT GROUNDS 4		001 300-531-000	UTILITIES		53.56
		24519-50068 CTRL#8 LIGHTING		001 300-529-000	STREET LIGHTS		59.12

-----ID-----				GROSS	P.O. #		
POST DATE	BANK CODE	-----DESCRIPTION-----		DISCOUNT	G/L ACCOUNT	-----ACCOUNT NAME-----	DISTRIBUTION
01-00091	MISSISSIPPI POWER	(** CONTINUED **)					
		24743-62002 WASHINGTON LT BOX			001 300-529-000	STREET LIGHTS	71.60
		24923-28008 CTRL#26 LIGHTING			001 300-529-000	STREET LIGHTS	57.67
		25490-44002 CTRL#12 LIGHTING			001 300-529-000	STREET LIGHTS	19.22
		26425-22023 CTRL#20 LIGHTING			001 300-529-000	STREET LIGHTS	38.90
		28236-26082 SPC-DD-2 LT METER			001 300-529-000	STREET LIGHTS	57.89
		30466-71017 CTRL#19 LIGHTING			001 300-529-000	STREET LIGHTS	19.01
		30806-92005 CTRL#15 LIGHTING			001 300-529-000	STREET LIGHTS	20.46
		30979-62094 CTRL#13 LIGHTING			001 300-529-000	STREET LIGHTS	82.09
		32141-01008 CTRL#24 LIGHTING			001 300-529-000	STREET LIGHTS	58.72
		33281-46017 BOOKER CONCESSION			001 300-531-000	UTILITIES	61.39
		42621-47002 BLSL ST. LIGHTS			001 300-529-000	STREET LIGHTS	15,723.87
		43251-47004 BLC1 MAIN ST. LTS			001 300-529-000	STREET LIGHTS	51.45
		43350-26003 CTRL#22 LIGHTING			001 300-529-000	STREET LIGHTS	54.80
		43521-48017 HWY 90 LTS			001 300-529-000	STREET LIGHTS	95.22
		43941-48017 HWY 90 LIGHTING			001 300-529-000	STREET LIGHTS	83.75
		45201-48014 HWY 90 2ND LT			001 300-529-000	STREET LIGHTS	146.68
		45443-30005 CTRL#25 LIGHTING			001 300-529-000	STREET LIGHTS	56.87
		48921-47003 BLC3 OST			001 300-529-000	STREET LIGHTS	220.23
		49341-47014 CITY PARK/PLAYGR			001 300-531-000	UTILITIES	55.79
		53581-22018 CTRL#14 LIGHTING			001 300-529-000	STREET LIGHTS	19.84
		54481-48020 DEPOT GROUNDS 1			001 300-531-000	UTILITIES	57.85
		55721-47011 HWY 90 TRAFFIC LT			001 300-529-000	STREET LIGHTS	90.77
		56081-06006 CTRL#27 LIGHTING			001 300-529-000	STREET LIGHTS	56.07
		59891-48008 JULIA/DUNBAR			001 300-529-000	STREET LIGHTS	16.70
		61574-95000 CTRL#3 LIGHTING			001 300-529-000	STREET LIGHTS	90.22
		65318-23002 CTRL#10 LIGHTING			001 300-529-000	STREET LIGHTS	57.45
		77341-49017 FELICITY CAUTION			001 300-529-000	STREET LIGHTS	52.42
		85534-23017 CTRL#21 LIGHTING			001 300-529-000	STREET LIGHTS	55.52
		90381-48014 BEACH BLVD TRF LT			001 300-529-000	STREET LIGHTS	63.73
		03516-58010 DUNBAR SIREN			001 300-531-000	UTILITIES	56.57
		16346-47001 OST WARNING SIREN			001 300-531-000	UTILITIES	52.42
=== VENDOR TOTALS ===				26,076.14			
01-00097	MS DEPT. OF HEALTH						
I-MS0230001		ANNUAL WATER QUALITY ANALYSIS		11,862.00			
8/06/2019	UTOP	DUE: 7/15/2019 DISC: 7/15/2019			1099: N		
		ANNUAL WATER QUALITY ANALYSIS			400 700-536-000	TESTING & ANALYSIS	11,862.00
=== VENDOR TOTALS ===				11,862.00			

-----ID-----							
POST DATE	BANK CODE	-----DESCRIPTION-----	GROSS DISCOUNT	P.O. # G/L ACCOUNT	-----ACCOUNT NAME-----		DISTRIBUTION
01-00127	MS	MUNICIPAL WORKERS COMP					
I-0018WC2017-AUDIT		MS MUNICIPAL WORKERS COMP	1,021.23				
8/06/2019	AP	DUE: 7/11/2019 DISC: 7/11/2019		1099: N			
		MS MUNICIPAL WORKERS COMP		001 300-407-000	WORKERS' COMPENSATION		1,021.23
=== VENDOR TOTALS ===			1,021.23				
01-02222		NORTHSHORE COMPUTER SERVICES,					
I-AA-0507		COMPUTER WORK JULY 2019	60.00				
8/06/2019	AP	DUE: 7/01/2019 DISC: 7/01/2019		1099: N			
		WIRED KEYBOARD COURT		001 102-510-000	COMPUTER/SOFTWARE		15.00
		WIRELESS MOUSE COURT		001 102-510-000	COMPUTER/SOFTWARE		25.00
		100 FT CABLE ATTORNEY OFFICE		001 120-510-000	COMPUTER/SOFTWARE		20.00
I-AA-0509		UPGRADE PD COMPUTERS	1,012.00				
8/06/2019	AP	DUE: 7/11/2019 DISC: 7/11/2019		1099: N			
		UPGRADE STORAGE ON PD SERVER		001 200-510-000	COMPUTER SOFTWARE		992.00
		UPGRADE 10/100 SWITCH IN PD		001 200-510-000	COMPUTER SOFTWARE		20.00
I-AA-0510		COMPUTER WORK	80.00				
8/06/2019	AP	DUE: 7/14/2019 DISC: 7/14/2019		1099: N			
		SSD DRIVE P.D.		001 120-510-000	COMPUTER/SOFTWARE		20.00
		SSD DRIVE P.W.(2)		001 300-510-000	COMPUTER/SOFTWARE		40.00
		SSD DRIVE COUNCIL		001 100-510-000	COMPUTER/SOFTWARE		20.00
I-AA-0510_1		COMPUTER WORK	20.00				
8/06/2019	UTOP	DUE: 7/14/2019 DISC: 7/14/2019		1099: N			
		SSD DRIVE UTILITY		400 120-510-000	COMPUTER/SOFTWARE		20.00
=== VENDOR TOTALS ===			1,172.00				
01-02231		PAYLOCITY					
I-105329164		PAYLOCITY	1,006.02				
8/06/2019	AP	DUE: 7/19/2019 DISC: 7/19/2019		1099: N			
		PAYLOCITY		001 120-521-001	PAYLOCITY SERVICE FEES		1,006.02
=== VENDOR TOTALS ===			1,006.02				
01-01926		R.L. "ED" EDWARDS, ATTORNEY &					
I-00322		PROSECUTOR JULY 2019	1,000.00				
8/06/2019	AP	DUE: 7/19/2019 DISC: 7/19/2019		1099: N			
		PROSECUTOR JULY 2019		001 102-535-000	PROSECUTOR, JUDGES LEGAL		1,000.00
=== VENDOR TOTALS ===			1,000.00				

7/30/2019 12:20 PM
 PACKET: 08961 08.06.2019 DOCKET
 VENDOR SET: 01 CITY OF BAY ST. LOUIS
 SEQUENCE : ALPHABETIC
 DUE TO/FROM ACCOUNTS SUPPRESSED

A/P Regular Open Item Register

PAGE: 12

6.B.2

Attachment: A/P Regular Open Item Register for August 6, 2019 Meeting (1787 : Docket of Claims #19-031

-----ID-----			GROSS	P.O. #		
POST DATE	BANK CODE	-----DESCRIPTION-----	DISCOUNT	G/L ACCOUNT	-----ACCOUNT NAME-----	DISTRIBUTION
=====						
01-00277		UTILITY MANAGEMENT CORPORATION				
I-BSTL 062019		UTILITY MANAGEMENT JUNE 2019	700.00			
8/06/2019	UTOP	DUE: 7/16/2019 DISC: 7/16/2019		1099: N		
		UTILITY MANAGEMENT_JUNE 2019		400 700-617-000	NATURAL GAS PURCHASE	700.00
		=== VENDOR TOTALS ===	700.00			
=====						
01-00143		WARING OIL				
I-001779247		HARBOR GAS	10,401.88			
8/06/2019	HARB	DUE: 7/08/2019 DISC: 7/08/2019		1099: N		
		HARBOR GAS		450 120-616-000	FUEL PURCHASE EXPENSE	10,401.88
I-001779739		GAS & DIESEL	2,222.68			
8/06/2019	AP	DUE: 7/08/2019 DISC: 7/08/2019		1099: N		
		GAS & DIESEL		001 300-616-000	FUEL EXPENSE	2,222.68
I-001780720		GAS & DIESEL	975.64			
8/06/2019	AP	DUE: 7/10/2019 DISC: 7/10/2019		1099: N		
		GAS & DIESEL		001 300-616-000	FUEL EXPENSE	975.64
I-001780721		DIESEL F.D. #1	537.19			
8/06/2019	AP	DUE: 7/10/2019 DISC: 7/10/2019		1099: N		
		DIESEL_F.D. #1		001 260-616-000	FUEL EXPENSE	537.19
I-001780722		DIESEL F.D. #2	1,671.25			
8/06/2019	AP	DUE: 7/10/2019 DISC: 7/10/2019		1099: N		
		DIESEL_F.D. #2 P.W.		001 300-616-000	FUEL EXPENSE	835.63
		DIESEL_F.D. #2 GENERATOR		001 260-616-000	FUEL EXPENSE	835.62
I-001781663		GAS & DIESEL	733.28			
8/06/2019	AP	DUE: 7/15/2019 DISC: 7/15/2019		1099: N		
		GAS & DIESEL		001 300-616-000	FUEL EXPENSE	733.28
I-001783465		GAS & DIESEL	1,604.47			
8/06/2019	AP	DUE: 7/22/2019 DISC: 7/22/2019		1099: N		
		GAS & DIESEL		001 300-616-000	FUEL EXPENSE	1,604.47
		=== VENDOR TOTALS ===	18,146.39			
		=== PACKET TOTALS ===	155,686.04			

** T O T A L S **

INVOICE TOTALS 155,686.04
 DEBIT MEMO TOTALS 0.00
 CREDIT MEMO TOTALS 0.00

BATCH TOTALS 155,686.04

** G/L ACCOUNT TOTALS **

BANK	YEAR	ACCOUNT	NAME	AMOUNT	=====LINE ITEM=====			=====GROUP BUDGET=====		
					ANNUAL BUDGET	BUDGET AVAILABLE	OVER BUDG	ANNUAL BUDGET	BUDGET AVAILABLE	OVER BUDG
2018-2019		001-000-100-001	ACCOUNTS PAYABLE PENDING	87,816.59-*						
		001-000-156-000	RESTITUTION PAYABLE	40.00						
		001-100-510-000	COMPUTER/SOFTWARE	520.00	50,000	2,792.85-	Y	61,923	7,450.28-	Y
		001-100-526-000	REPAIRS & MAINT -EQUIP &	80.00	2,552	733.56		61,923	7,010.28-	Y
		001-102-510-000	COMPUTER/SOFTWARE	40.00	2,700	1,329.50-	Y	91,930	24,696.18	
		001-102-535-000	PROSECUTOR, JUDGES LEGAL	2,000.00	27,000	3,275.00		91,930	22,736.18	
		001-120-510-000	COMPUTER/SOFTWARE	40.00	30,000	4,409.10		1,969,741	398,586.96	
		001-120-521-001	PAYLOCITY SERVICE FEES	1,006.02	26,000	11,987.76		1,969,741	397,620.94	
		001-120-530-000	TELEPHONE EXPENSE	1,928.60	62,000	8,706.12		1,969,741	396,698.36	
		001-120-538-000	MEMBERSHIP DUES	360.00	500	140.00		1,969,741	398,266.96	
		001-120-544-000	LEGAL SERVICES	8,940.00	160,000	34,292.05		1,969,741	389,686.96	
		001-150-530-000	TELEPHONE EXPENSE	68.38	821	68.82		18,991	7,732.75	
		001-200-510-000	COMPUTER SOFTWARE	1,012.00	12,000	759.44		97,600	6,232.92	
		001-200-528-000	REPAIRS & MAINT - VEHICL	1,339.99	45,000	5,340.44		97,600	5,904.93	
		001-200-616-000	FUEL EXPENSE	5,040.72	60,000	7,339.04		79,400	14,686.85	
		001-260-527-000	REPAIRS & MAINT - PROPER	224.95	12,361	5,199.32		86,761	829.07	
		001-260-616-000	FUEL EXPENSE	1,782.32	10,000	296.82		20,000	2,739.51	
		001-300-407-000	WORKERS' COMPENSATION	1,021.23	41,275	1,020.93-	Y	1,088,615	375,869.27	
		001-300-510-000	COMPUTER/SOFTWARE	40.00	3,500	660.79		1,152,117	294,471.06	
		001-300-527-000	REPAIRS & MAINT - PROPER	130.00	80,000	4,585.91-	Y	1,152,117	294,381.06	
		001-300-529-000	STREET LIGHTS	21,460.08	316,000	37,824.83-	Y	1,152,117	273,050.98	
		001-300-531-000	UTILITIES	8,554.64	200,000	16,052.02		1,152,117	285,956.42	
		001-300-550-000	GRASS CUTTING	24,886.04	328,017	191,851.29		1,152,117	269,625.02	
		001-300-615-000	UNIFORMS	929.92	18,200	3,001.10		139,700	49,459.44	
		001-300-616-000	FUEL EXPENSE	6,371.70	60,000	20,673.08		139,700	44,017.66	
		005-100-543-000	PUBLICATIONS	6,679.50	0	6,679.50-	Y	0	6,679.50-	Y
		200-000-805-016	DUMP TRUCK	665.07	7,981	4,655.65		469,478	28,183.69	
		400-120-510-000	COMPUTER/SOFTWARE	20.00	15,000	637.87		584,350	79,663.64	
		400-120-530-000	TELEPHONE EXPENSE	736.89	12,000	154.37-	Y	584,350	78,946.75	
		400-700-513-000	EQUIPMENT RENTAL	450.00	10,000	3,301.37		1,975,000	319,878.84	
		400-700-531-000	UTILITIES	8,512.19	134,000	7,175.25		1,975,000	311,816.65	

** G/L ACCOUNT TOTALS **

BANK	YEAR	ACCOUNT	NAME	AMOUNT	ANNUAL BUDGET	BUDGET AVAILABLE	OVER BUDG	ANNUAL BUDGET	BUDGET AVAILABLE	OVER BUDG
		400-700-536-000	TESTING & ANALYSIS	11,862.00	19,000	5,188.00		1,975,000	308,466.84	
		400-700-613-000	OPERATING SUPPLIES	3,378.38	180,000	18,138.49		462,580	4,804.31	
		400-700-617-000	NATURAL GAS PURCHASE	21,001.19	255,000	34,692.97-	Y	462,580	12,818.50-	Y
		450-120-530-000	TELEPHONE	146.17	4,500	2,420.01		144,075	37,099.02-	Y
		450-120-542-000	OPERATING EXPENSES	196.90	6,000	530.57		144,075	37,149.75-	Y
		450-120-544-000	LEGAL FEES	30.00	1,000	1,835.00-	Y	144,075	36,982.85-	Y
		450-120-606-000	FIDELITY BONDS	167.00	0	167.00-	Y	185,750	12,069.60	
		450-120-615-000	UNIFORMS	192.28	3,000	1,237.42		185,750	12,044.32	
		450-120-616-000	FUEL PURCHASE EXPENSE	10,401.88	155,000	3,537.74-	Y	185,750	1,834.72	
		650-000-133-001	DEFERRED REVENUE-COMM HA	2,430.00						
		650-000-133-004	DEFERRED REVENUE-OLD TOW	1,000.00						
		999-000-050-001	DUE TO FROM GENERAL	87,816.59 *						
		** 2018-2019 YEAR TOTALS		155,686.04						

7/30/2019 12:20 PM
PACKET: 08961 08.06.2019 DOCKET
VENDOR SET: 01 CITY OF BAY ST. LOUIS
SEQUENCE : ALPHABETIC
DUE TO/FROM ACCOUNTS SUPPRESSED

A/P Regular Open Item Register

PAGE: 15

6.B.2

** POSTING PERIOD RECAP **

FUND	PERIOD	AMOUNT
001	8/2019	87,816.59
005	8/2019	6,679.50
200	8/2019	665.07
400	8/2019	45,960.65
450	8/2019	11,134.23
650	8/2019	3,430.00

NO ERRORS

NO WARNINGS

** END OF REPORT **

TOTAL ERRORS: 0 TOTAL WARNINGS: 0

7/31/2019 11:24 AM
 PACKET: 08998 add'l docket
 VENDOR SET: 01 CITY OF BAY ST. LOUIS
 SEQUENCE : ALPHABETIC
 DUE TO/FROM ACCOUNTS SUPPRESSED

A/P Regular Open Item Register

PAGE: 1

6.B.3

-----ID-----							
POST DATE	BANK CODE	-----DESCRIPTION-----	GROSS DISCOUNT	P.O. # G/L ACCOUNT	-----ACCOUNT NAME-----		DISTRIBUTION
01-00450	JAMES CHINICHE						
I-15-0722 RET 8/06/2019	AP	ENGINEERING SERVICES DUE: 7/29/2019 DISC: 7/29/2019 ENGINEERING SERVICES	1,000.00	1099: N 001 300-512-000	ENGINEERING		1,000.00
I-18-0549 8/06/2019	HARB	BSL HARBOR PIER 5 DUE: 7/29/2019 DISC: 7/29/2019 BSL HARBOR PIER 5	2,000.00	1099: N 450 120-512-000	ENGINEERING-GRANT REIMB		2,000.00
=== VENDOR TOTALS ===			3,000.00				
01-00305	VISA						
I-JULY 2019 8/06/2019	AP	JULY 2019 VISA STATEMENT DUE: 7/07/2019 DISC: 7/07/2019 GOOGLE STORAGE GOOGLE STORAGE ADMIN EMAILS POLICE EMAILS COUNCIL EMAILS P.W. EMAILS COURT EMAILS BLDG DEPT EMAILS FIRE DEPT DEPT EMAILS BEAU RIVAGE - MML - MAYOR BEAU RIVAGE - MML - H. SMITH BEAU RIVAGE - MML - G. HOFFMAN BEAU RIVAGE - MML - L. SMITH	2,358.18	1099: N 001 120-510-000 001 200-510-000 001 120-510-000 001 200-510-000 001 100-510-000 001 300-510-000 001 102-510-000 001 150-510-000 001 260-510-000 001 120-533-000 001 120-533-000 001 100-533-000 001 100-533-000	COMPUTER/SOFTWARE COMPUTER SOFTWARE COMPUTER/SOFTWARE COMPUTER SOFTWARE COMPUTER/SOFTWARE COMPUTER/SOFTWARE COMPUTER/SOFTWARE COMPUTER/SOFTWARE COMPUTER/SOFTWARE COMPUTER/SOFTWARE WORKSHOPS, SEMINARS, TRA WORKSHOPS, SEMINARS, TRA WORKSHOPS, SEMINARS, TRA WORKSHOPS, SEMINARS, TRA		9.99 9.99 120.00 393.20 108.00 60.00 36.00 60.00 24.00 433.00 368.00 368.00 368.00
I-JULY 2019.1 8/06/2019	HARB	JULY 2019 VISA STATEMENT DUE: 7/07/2019 DISC: 7/07/2019 HARBOR EMAILS	24.00	1099: N 450 120-510-000	COMPUTER/SOFTWARE		24.00
I-JULY 2019.2 8/06/2019	UTOP	JULY 2019 VISA STATEMENT DUE: 7/07/2019 DISC: 7/07/2019 JULY 2019 VISA STATEMENT	36.00	1099: N 400 120-510-000	COMPUTER/SOFTWARE		36.00
=== VENDOR TOTALS ===			2,418.18				
=== PACKET TOTALS ===			5,418.18				

Attachment: Additional A/P Regular Open Item Register for August 6, 2019 Meeting (1787 : Docket of

7/31/2019 11:24 AM
PACKET: 08998 add'l docket
VENDOR SET: 01 CITY OF BAY ST. LOUIS
SEQUENCE : ALPHABETIC
DUE TO/FROM ACCOUNTS SUPPRESSED

A/P Regular Open Item Register

PAGE: 2

6.B.3

** T O T A L S **

INVOICE TOTALS 5,418.18
DEBIT MEMO TOTALS 0.00
CREDIT MEMO TOTALS 0.00

BATCH TOTALS 5,418.18

** G/L ACCOUNT TOTALS **

BANK	YEAR	ACCOUNT	NAME	AMOUNT	=====LINE ITEM=====			=====GROUP BUDGET=====		
					ANNUAL BUDGET	BUDGET AVAILABLE	OVER BUDG	ANNUAL BUDGET	BUDGET AVAILABLE	OVER BUDG
2018-2019		001-000-100-001	ACCOUNTS PAYABLE PENDING	3,358.18-*						
		001-100-510-000	COMPUTER/SOFTWARE	108.00	50,000	2,900.85-	Y	61,923	7,638.28-	Y
		001-100-533-000	WORKSHOPS, SEMINARS, TRA	736.00	4,500	1,577.78-	Y	61,923	8,266.28-	Y
		001-102-510-000	COMPUTER/SOFTWARE	36.00	2,700	1,365.50-	Y	91,930	22,660.18	
		001-120-510-000	COMPUTER/SOFTWARE	129.99	30,000	4,279.11		1,969,741	386,222.35	
		001-120-533-000	WORKSHOPS, SEMINARS, TRA	801.00	5,000	161.51		1,969,741	385,551.34	
		001-150-510-000	COMPUTER/SOFTWARE	60.00	2,200	2,865.27-	Y	18,991	7,672.75	
		001-200-510-000	COMPUTER SOFTWARE	403.19	12,000	356.25		97,600	4,489.74	
		001-260-510-000	COMPUTER/SOFTWARE	24.00	1,500	88.60		86,761	467.12	
		001-300-510-000	COMPUTER/SOFTWARE	60.00	3,500	600.79		1,152,117	239,214.14	
		001-300-512-000	ENGINEERING	1,000.00	21,000	2,050.13		1,152,117	238,274.14	
		400-120-510-000	COMPUTER/SOFTWARE	36.00	15,000	601.87		584,350	78,890.75	
		450-120-510-000	COMPUTER/SOFTWARE	24.00	2,800	2,912.42-	Y	144,075	37,349.92-	Y
		450-120-512-000	ENGINEERING-GRANT REIMB	2,000.00	24,000	45,103.75-	Y	144,075	39,325.92-	Y
		999-000-050-001	DUE TO FROM GENERAL	3,358.18 *						
			** 2018-2019 YEAR TOTALS	5,418.18						

Attachment: Additional A/P Regular Open Item Register for August 6, 2019 Meeting (1787 : Docket of

7/31/2019 11:24 AM
PACKET: 08998 add'l docket
VENDOR SET: 01 CITY OF BAY ST. LOUIS
SEQUENCE : ALPHABETIC
DUE TO/FROM ACCOUNTS SUPPRESSED

A/P Regular Open Item Register

** POSTING PERIOD RECAP **

FUND	PERIOD	AMOUNT
001	8/2019	3,358.18
400	8/2019	36.00
450	8/2019	2,024.00

NO ERRORS NO WARNINGS

** END OF REPORT **

TOTAL ERRORS: 0 TOTAL WARNINGS: 0

PO#	VENDOR	=====	NAME	=====	STAT	ORDERED	PREVIOUSLY RECEIVED/ VOIDED	CURRENTLY RECEIVED/ VOIDED	ADJUSTMENT/ VARIANCE	OUTSTANDING	TOTAL
-----	--------	-------	------	-------	------	---------	-----------------------------------	----------------------------------	-------------------------	-------------	-------

PO#	VENDOR	===== NAME =====	REL. STAT FLAG	ORDERED	PREVIOUSLY RECEIVED/ VOIDED	CURRENTLY RECEIVED/ VOIDED	ADJUSTMENT/ VARIANCE	OUTSTANDING	TOTAL
10-13041	01-02285	GL : 001 200-542-000		880.00	0.00 0.00	880.00 0.00			880.00
10-13041	01-02285	B&H PHOTO	R	880.00	0.00 0.00	880.00 0.00			880.00
10-13096	01-02204	GL : 001 150-900-000		359.90	0.00 0.00	0.00 359.90			
10-13096	01-02204	GL : 001 150-900-000		199.98	0.00 0.00	0.00 199.98			
10-13096	01-02204	BASS COMPUTERS, INC.	R	559.88	0.00 0.00	0.00 559.88			
10-13131	01-02204	GL : 001 150-900-000		1,475.00	0.00 0.00	1,475.00 0.00			1,475.00
10-13131	01-02204	GL : 001 150-900-000		75.00	0.00 0.00	75.00 0.00			75.00
10-13131	01-02204	BASS COMPUTERS, INC.	R	1,550.00	0.00 0.00	1,550.00 0.00			1,550.00
10-12996	01-00178	GL : 001 300-528-000		2.19	0.00 0.00	2.19 0.00			2.19
10-12996	01-00178	CARQUEST AUTO PARTS	R	2.19	0.00 0.00	2.19 0.00			2.19
10-13103	01-00178	GL : 400 700-527-000		10.44	0.00 0.00	10.44 0.00			10.44
10-13103	01-00178	CARQUEST AUTO PARTS	R	10.44	0.00 0.00	10.44 0.00			10.44
10-13104	01-00178	GL : 001 300-699-000		31.91	0.00 0.00	31.91 0.00			31.91
10-13104	01-00178	GL : 001 300-699-000		0.80	0.00 0.00	0.80 0.00			0.80
10-13104	01-00178	GL : 001 300-699-000		0.64	0.00 0.00	0.64 0.00			0.64

PO#	VENDOR	===== NAME =====	REL. STAT FLAG	ORDERED	PREVIOUSLY RECEIVED/ VOIDED	CURRENTLY RECEIVED/ VOIDED	ADJUSTMENT/ VARIANCE	OUTSTANDING	TOTAL
10-13104	01-00178	GL : 001 300-699-000		0.24	0.00 0.00	0.24 0.00			0.24
10-13104	01-00178	CARQUEST AUTO PARTS	R	33.59	0.00 0.00	33.59 0.00			33.59
10-13136	01-00178	GL : 001 300-542-000		99.75	0.00 0.00	99.75 0.00			99.75
10-13136	01-00178	CARQUEST AUTO PARTS	R	99.75	0.00 0.00	99.75 0.00			99.75
10-13137	01-00178	GL : 001 300-542-000		104.99	0.00 0.00	104.99 0.00			104.99
10-13137	01-00178	CARQUEST AUTO PARTS	R	104.99	0.00 0.00	104.99 0.00			104.99
10-13138	01-00178	GL : 400 700-528-000		31.15	0.00 0.00	31.15 0.00			31.15
10-13138	01-00178	CARQUEST AUTO PARTS	R	31.15	0.00 0.00	31.15 0.00			31.15
10-13165	01-00178	GL : 001 300-528-000		60.76	0.00 0.00	60.76 0.00			60.76
10-13165	01-00178	CARQUEST AUTO PARTS	R	60.76	0.00 0.00	60.76 0.00			60.76
10-13181	01-00178	GL : 001 300-526-000		31.91	0.00 0.00	31.91 0.00			31.91
10-13181	01-00178	CARQUEST AUTO PARTS	R	31.91	0.00 0.00	31.91 0.00			31.91
10-13039	01-00884	GL : 001 200-542-000		120.50	0.00 0.00	120.50 0.00			120.50
10-13039	01-00884	CDW GOVERNMENT	R	120.50	0.00 0.00	120.50 0.00			120.50

PO#	VENDOR	===== NAME =====	REL. STAT FLAG	ORDERED	PREVIOUSLY RECEIVED/ VOIDED	CURRENTLY RECEIVED/ VOIDED	ADJUSTMENT/ VARIANCE	OUTSTANDING	TOTAL
10-13078	01-01308	GL : 001 300-527-000		337.50	0.00 0.00	337.50 0.00			337.50
10-13078	01-01308	CHANCELLOR	R	337.50	0.00 0.00	337.50 0.00			337.50
10-13037	01-00180	GL : 001 200-528-000		84.00	0.00 0.00	84.00 0.00			84.00
10-13037	01-00180	GL : 001 200-528-000		210.00	0.00 0.00	210.00 0.00			210.00
10-13037	01-00180	CHARLIE PERNICIARO	R	294.00	0.00 0.00	294.00 0.00			294.00
10-12994	01-01844	GL : 001 300-528-000		290.00	0.00 0.00	290.00 0.00			290.00
10-12994	01-01844	COAST GLASS AND MIRROR,	R	290.00	0.00 0.00	290.00 0.00			290.00
10-12655	01-00226	GL : 400 700-613-000		2,250.00	0.00 0.00	2,250.00 0.00			2,250.00
10-12655	01-00226	GL : 400 700-613-000		1,200.00	1,200.00 0.00	0.00 0.00			1,200.00
10-12655	01-00226	CONSOLIDATED PIPE & SUPP	R	3,450.00	1,200.00 0.00	2,250.00 0.00			3,450.00
10-13017	01-00226	GL : 400 700-613-000		4,980.00	0.00 0.00	4,980.00 0.00			4,980.00
10-13017	01-00226	CONSOLIDATED PIPE & SUPP	R	4,980.00	0.00 0.00	4,980.00 0.00			4,980.00
10-13019	01-00226	GL : 400 700-613-000		828.00	0.00 0.00	828.00 0.00			828.00
10-13019	01-00226	GL : 400 700-613-000		168.00	0.00 0.00	168.00 0.00			168.00
10-13019	01-00226	GL : 400 700-613-000		192.00	0.00 0.00	192.00 0.00			192.00

PO#	VENDOR	===== NAME =====	REL. STAT FLAG	ORDERED	PREVIOUSLY RECEIVED/ VOIDED	CURRENTLY RECEIVED/ VOIDED	ADJUSTMENT/ VARIANCE	OUTSTANDING	TOTAL
10-13019	01-00226	GL : 400 700-613-000		72.00	0.00 0.00	72.00 0.00			72.00
10-13019	01-00226	GL : 400 700-613-000		420.00	0.00 0.00	420.00 0.00			420.00
10-13019	01-00226	GL : 400 700-613-000		444.00	0.00 0.00	0.00 0.00	444.00		444.00
10-13019	01-00226	GL : 400 700-613-000		1,272.00	0.00 0.00	1,272.00 0.00			1,272.00
10-13019	01-00226	GL : 400 700-613-000		666.00	0.00 0.00	0.00 0.00	666.00		666.00
10-13019	01-00226	GL : 400 700-613-000		150.00	0.00 0.00	150.00 0.00			150.00
10-13019	01-00226	GL : 400 700-613-000		30.00	0.00 0.00	0.00 0.00	30.00		30.00
10-13019	01-00226	GL : 400 700-613-000		125.00	0.00 0.00	125.00 0.00			125.00
10-13019	01-00226	GL : 400 700-613-000		25.00	0.00 0.00	0.00 0.00	25.00		25.00
10-13019	01-00226	GL : 400 700-613-000		120.00	0.00 0.00	120.00 0.00			120.00
10-13019	01-00226	GL : 400 700-613-000		33.00	0.00 0.00	33.00 0.00			33.00
10-13019	01-00226	GL : 400 700-613-000		125.00	0.00 0.00	125.00 0.00			125.00
10-13019	01-00226	GL : 400 700-613-000		178.00	0.00 0.00	178.00 0.00			178.00
10-13019	01-00226	CONSOLIDATED PIPE & SUPP	P	4,848.00	0.00 0.00	3,683.00 0.00	1,165.00		4,848.00
10-13032	01-00226	GL : 400 700-613-000		525.00	0.00 0.00	525.00 0.00			525.00
10-13032	01-00226	CONSOLIDATED PIPE & SUPP	R	525.00	0.00 0.00	525.00 0.00			525.00

PO#	VENDOR	===== NAME =====	REL. STAT FLAG	ORDERED	PREVIOUSLY RECEIVED/ VOIDED	CURRENTLY RECEIVED/ VOIDED	ADJUSTMENT/ VARIANCE	OUTSTANDING	TOTAL
10-13062	01-00226	GL : 400 700-613-000		385.00	0.00 0.00	385.00 0.00			385.00
10-13062	01-00226	CONSOLIDATED PIPE & SUPP	R	385.00	0.00 0.00	385.00 0.00			385.00
10-13111	01-00226	GL : 400 700-613-000		400.00	0.00 0.00	400.00 0.00			400.00
10-13111	01-00226	CONSOLIDATED PIPE & SUPP	R	400.00	0.00 0.00	400.00 0.00			400.00
10-13068	01-00310	GL : 001 300-526-000		640.00	0.00 0.00	640.00 0.00			640.00
10-13068	01-00310	GL : 001 300-526-000		40.00	0.00 0.00	39.59 0.00	0.41-		39.59
10-13068	01-00310	CONTROL SYSTEMS, INC.	R	680.00	0.00 0.00	679.59 0.00	0.41-		679.59
10-13094	01-00147	GL : 001 300-699-000		72.00	0.00 0.00	72.00 0.00			72.00
10-13094	01-00147	GL : 001 300-699-000		36.00	0.00 0.00	36.00 0.00			36.00
10-13094	01-00147	GL : 001 300-699-000		48.00	0.00 0.00	48.00 0.00			48.00
10-13094	01-00147	GL : 001 300-699-000		78.00	0.00 0.00	78.00 0.00			78.00
10-13094	01-00147	GL : 001 300-699-000		66.00	0.00 0.00	66.00 0.00			66.00
10-13094	01-00147	GL : 001 300-699-000		246.00	0.00 0.00	246.00 0.00			246.00
10-13094	01-00147	GL : 001 300-699-000		20.00	0.00 0.00	20.00 0.00			20.00
10-13094	01-00147	DAVID'S CHAINSAW & LAWN	R	566.00	0.00 0.00	566.00 0.00			566.00

PO#	VENDOR	===== NAME =====	REL. STAT FLAG	ORDERED	PREVIOUSLY RECEIVED/ VOIDED	CURRENTLY RECEIVED/ VOIDED	ADJUSTMENT/ VARIANCE	OUTSTANDING	TOTAL
10-12976	01-02421	GL : 005 100-900-000		4,299.00	0.00 0.00	4,299.00 0.00			4,299.00
10-12976	01-02421	E.A. HELWICK ELECTRONICS	R	4,299.00	0.00 0.00	4,299.00 0.00			4,299.00
10-13110	01-02421	GL : 001 100-526-000		21.46	0.00 0.00	21.46 0.00			21.46
10-13110	01-02421	GL : 001 100-526-000		104.00	0.00 0.00	104.00 0.00			104.00
10-13110	01-02421	GL : 001 100-526-000		95.00	0.00 0.00	95.00 0.00			95.00
10-13110	01-02421	E.A. HELWICK ELECTRONICS	R	220.46	0.00 0.00	220.46 0.00			220.46
10-13097	01-01493	GL : 001 260-528-000		275.00	0.00 0.00	0.00 275.00			
10-13097	01-01493	GL : 001 260-528-000		345.00	0.00 0.00	0.00 345.00			
10-13097	01-01493	GL : 001 260-528-000		900.00	0.00 0.00	0.00 900.00			
10-13097	01-01493	GL : 001 260-528-000		300.00	0.00 0.00	0.00 300.00			
10-13097	01-01493	EMERGENCY EQUIPMENT PROF	R	1,820.00	0.00 0.00	0.00 1,820.00			
10-13109	01-01434	GL : 001 260-528-000		275.00	0.00 0.00	275.00 0.00			275.00
10-13109	01-01434	GL : 001 260-528-000		345.00	0.00 0.00	345.00 0.00			345.00
10-13109	01-01434	GL : 001 260-528-000		900.00	0.00 0.00	800.00 0.00	100.00-		800.00
10-13109	01-01434	GL : 001 260-528-000		300.00	0.00 0.00	275.00 0.00	25.00-		275.00
10-13109	01-01434	EMERGENCY EQUIPMENT SERV	R	1,820.00	0.00 0.00	1,695.00 0.00	125.00-		1,695.00

PO#	VENDOR	===== NAME =====	REL. STAT FLAG	ORDERED	PREVIOUSLY RECEIVED/ VOIDED	CURRENTLY RECEIVED/ VOIDED	ADJUSTMENT/ VARIANCE	OUTSTANDING	TOTAL
10-13040	01-02316	GL : 001 200-542-000		13.18	0.00 0.00	13.18 0.00			13.18
10-13040	01-02316	GL : 001 200-542-000		13.18	0.00 0.00	13.18 0.00			13.18
10-13040	01-02316	GL : 001 200-542-000		35.40	0.00 0.00	35.40 0.00			35.40
10-13040	01-02316	GL : 001 200-542-000		29.90	0.00 0.00	29.90 0.00			29.90
10-13040	01-02316	GL : 001 200-542-000		72.00	0.00 0.00	72.00 0.00			72.00
10-13040	01-02316	GL : 001 200-542-000		60.00	0.00 0.00	60.00 0.00			60.00
10-13040	01-02316	GL : 001 200-542-000		48.00	0.00 0.00	48.00 0.00			48.00
10-13040	01-02316	GL : 001 200-542-000		25.20	0.00 0.00	25.20 0.00			25.20
10-13040	01-02316	GL : 001 200-542-000		74.00	0.00 0.00	74.00 0.00			74.00
10-13040	01-02316	EVIDENT, INC.	R	370.86	0.00 0.00	370.86 0.00			370.86
10-13086	01-00119	GL : 001 300-542-000		59.40	0.00 0.00	59.40 0.00			59.40
10-13086	01-00119	GL : 001 300-542-000		13.32	0.00 0.00	13.32 0.00			13.32
10-13086	01-00119	GL : 001 300-542-000		10.44	0.00 0.00	10.44 0.00			10.44
10-13086	01-00119	FASTENAL	R	83.16	0.00 0.00	83.16 0.00			83.16
10-12834	01-02410	GL : 001 200-528-000		1,050.00	0.00 0.00	1,050.00 0.00			1,050.00
10-12834	01-02410	FEDERAL SIGNAL	R	1,050.00	0.00 0.00	1,050.00 0.00			1,050.00

PO#	VENDOR	===== NAME =====	REL. STAT FLAG	ORDERED	PREVIOUSLY RECEIVED/ VOIDED	CURRENTLY RECEIVED/ VOIDED	ADJUSTMENT/ VARIANCE	OUTSTANDING	TOTAL
10-12376	01-00120	GL : 001 260-528-000		480.00	0.00 0.00	480.00 0.00			480.00
10-12376	01-00120	GL : 001 260-528-000		339.50	0.00 0.00	339.50 0.00			339.50
10-12376	01-00120	FERRARA FIRE APPARATUS,	R	819.50	0.00 0.00	819.50 0.00			819.50
10-13083	01-00140	GL : 001 300-542-000		80.86	0.00 0.00	80.86 0.00			80.86
10-13083	01-00140	GRAINGER	R	80.86	0.00 0.00	80.86 0.00			80.86
10-13093	01-00140	GL : 001 300-699-000		4.80	0.00 0.00	4.80 0.00			4.80
10-13093	01-00140	GL : 001 300-699-000		4.90	0.00 0.00	4.90 0.00			4.90
10-13093	01-00140	GL : 001 300-699-000		5.42	0.00 0.00	5.42 0.00			5.42
10-13093	01-00140	GL : 001 300-699-000		6.71	0.00 0.00	6.71 0.00			6.71
10-13093	01-00140	GRAINGER	R	21.83	0.00 0.00	21.83 0.00			21.83
10-13001	01-01124	GL : 001 300-526-000		1,298.00	0.00 0.00	1,298.00 0.00			1,298.00
10-13001	01-01124	GL : 001 300-526-000		65.00	0.00 0.00	65.00 0.00			65.00
10-13001	01-01124	GULF HYDRAULIC, INC.	R	1,363.00	0.00 0.00	1,363.00 0.00			1,363.00
10-13106	01-00811	GL : 001 260-528-000		1,269.40	0.00 0.00	0.00 1,269.40			
10-13106	01-00811	JACKS FIRESTONE	R	1,269.40	0.00 0.00	0.00 1,269.40			

PO#	VENDOR	===== NAME =====	REL. STAT FLAG	ORDERED	PREVIOUSLY RECEIVED/ VOIDED	CURRENTLY RECEIVED/ VOIDED	ADJUSTMENT/ VARIANCE	OUTSTANDING	TOTAL
10-13151	01-00811	GL : 001 260-528-000		233.00	0.00 0.00	233.00 0.00			233.00
10-13151	01-00811	GL : 001 260-528-000		451.80	0.00 0.00	451.80 0.00			451.80
10-13151	01-00811	GL : 001 260-528-000		48.00	0.00 0.00	48.00 0.00			48.00
10-13151	01-00811	GL : 001 260-528-000		15.40	0.00 0.00	15.40 0.00			15.40
10-13151	01-00811	GL : 001 260-528-000		87.75	0.00 0.00	87.75 0.00			87.75
10-13151	01-00811	GL : 001 260-528-000		101.25	0.00 0.00	101.25 0.00			101.25
10-13151	01-00811	GL : 001 260-528-000		60.75	0.00 0.00	60.75 0.00			60.75
10-13151	01-00811	GL : 001 260-528-000		27.00	0.00 0.00	27.00 0.00			27.00
10-13151	01-00811	GL : 001 260-528-000		94.50	0.00 0.00	94.50 0.00			94.50
10-13151	01-00811	GL : 001 260-528-000		39.95	0.00 0.00	39.95 0.00			39.95
10-13151	01-00811	GL : 001 260-528-000		49.88	0.00 0.00	49.88 0.00			49.88
10-13151	01-00811	GL : 001 260-528-000		21.00	0.00 0.00	21.00 0.00			21.00
10-13151	01-00811	GL : 001 260-528-000		149.95	0.00 0.00	149.95 0.00			149.95
10-13151	01-00811	GL : 001 260-528-000		38.00	0.00 0.00	38.00 0.00			38.00
10-13151	01-00811	GL : 001 260-528-000		135.00	0.00 0.00	135.00 0.00			135.00
10-13151	01-00811	JACKS FIRESTONE	R	1,553.23	0.00 0.00	1,553.23 0.00			1,553.23

PO#	VENDOR	===== NAME =====	REL. STAT FLAG	ORDERED	PREVIOUSLY RECEIVED/ VOIDED	CURRENTLY RECEIVED/ VOIDED	ADJUSTMENT/ VARIANCE	OUTSTANDING	TOTAL
10-13152	01-00811	GL : 001 260-528-000		1,553.23	0.00 0.00	0.00 1,553.23			
10-13152	01-00811	JACKS FIRESTONE	R	1,553.23	0.00 0.00	0.00 1,553.23			
10-13208	01-01790	GL : 001 300-529-000		325.00	0.00 0.00	325.00 0.00			325.00
10-13208	01-01790	LAMEY ELECTRIC INC.	R	325.00	0.00 0.00	325.00 0.00			325.00
10-13073	01-00150	GL : 001 300-526-000		132.80	0.00 0.00	132.80 0.00			132.80
10-13073	01-00150	GL : 001 300-526-000		192.00	0.00 0.00	192.00 0.00			192.00
10-13073	01-00150	GL : 001 300-526-000		425.00	0.00 0.00	425.00 0.00			425.00
10-13073	01-00150	GL : 001 300-526-000		51.00	0.00 0.00	51.00 0.00			51.00
10-13073	01-00150	GL : 001 300-526-000		174.00	0.00 0.00	174.00 0.00			174.00
10-13073	01-00150	GL : 001 300-526-000		125.00	0.00 0.00	125.00 0.00			125.00
10-13073	01-00150	GL : 001 300-526-000		53.50	0.00 0.00	53.50 0.00			53.50
10-13073	01-00150	GL : 001 300-526-000		465.00	0.00 0.00	465.00 0.00			465.00
10-13073	01-00150	GL : 001 300-526-000		35.25	0.00 0.00	35.25 0.00			35.25
10-13073	01-00150	GL : 001 300-526-000		192.00	0.00 0.00	192.00 0.00			192.00
10-13073	01-00150	GL : 001 300-526-000		292.00	0.00 0.00	292.00 0.00			292.00
10-13073	01-00150	GL : 001 300-526-000		27.75	0.00 0.00	27.75 0.00			27.75

PO#	VENDOR	===== NAME =====	REL. STAT FLAG	ORDERED	PREVIOUSLY RECEIVED/ VOIDED	CURRENTLY RECEIVED/ VOIDED	ADJUSTMENT/ VARIANCE	OUTSTANDING	TOTAL
10-13073	01-00150	GL : 001 300-526-000		149.00	0.00 0.00	149.00 0.00			149.00
10-13073	01-00150	GL : 001 300-526-000		55.27	0.00 0.00	55.27 0.00			55.27
10-13073	01-00150	LEE TRACTOR CO OF MISS.,	R	2,369.57	0.00 0.00	2,369.57 0.00			2,369.57
10-13024	01-00124	GL : 400 700-613-000		33.98	0.00 0.00	28.49 0.00	5.49-		28.49
10-13024	01-00124	LOWE'S	R	33.98	0.00 0.00	28.49 0.00	5.49-		28.49
10-13072	01-00124	GL : 400 700-613-000		213.30	0.00 0.00	202.62 0.00	10.68-		202.62
10-13072	01-00124	LOWE'S	R	213.30	0.00 0.00	202.62 0.00	10.68-		202.62
10-13092	01-00124	GL : 001 300-699-000		95.88	0.00 0.00	91.08 0.00	4.80-		91.08
10-13092	01-00124	GL : 001 300-699-000		107.88	0.00 0.00	102.48 0.00	5.40-		102.48
10-13092	01-00124	GL : 001 300-699-000		119.88	0.00 0.00	113.88 0.00	6.00-		113.88
10-13092	01-00124	GL : 001 300-699-000		173.88	0.00 0.00	165.18 0.00	8.70-		165.18
10-13092	01-00124	LOWE'S	R	497.52	0.00 0.00	472.62 0.00	24.90-		472.62
10-13036	01-00294	GL : 001 200-528-000		22.15	0.00 0.00	22.15 0.00			22.15
10-13036	01-00294	GL : 001 200-528-000		15.49	0.00 0.00	15.49 0.00			15.49
10-13036	01-00294	GL : 001 200-528-000		34.29	0.00 0.00	34.29 0.00			34.29

PO#	VENDOR	===== NAME =====	REL. STAT FLAG	ORDERED	PREVIOUSLY RECEIVED/ VOIDED	CURRENTLY RECEIVED/ VOIDED	ADJUSTMENT/ VARIANCE	OUTSTANDING	TOTAL
10-13036	01-00294	NAPA AUTO PARTS	R	71.93	0.00 0.00	71.93 0.00			71.93
10-13064	01-00294	GL : 001 300-542-000		95.76	0.00 0.00	95.76 0.00			95.76
10-13064	01-00294	GL : 001 300-542-000		59.72	0.00 0.00	59.72 0.00			59.72
10-13064	01-00294	NAPA AUTO PARTS	R	155.48	0.00 0.00	155.48 0.00			155.48
10-13084	01-00294	GL : 001 260-528-000		78.95	0.00 0.00	78.95 0.00			78.95
10-13084	01-00294	NAPA AUTO PARTS	R	78.95	0.00 0.00	78.95 0.00			78.95
10-13085	01-00294	GL : 001 300-542-000		91.96	0.00 0.00	91.96 0.00			91.96
10-13085	01-00294	GL : 001 300-542-000		14.40	0.00 0.00	14.40 0.00			14.40
10-13085	01-00294	GL : 001 300-542-000		32.97	0.00 0.00	32.97 0.00			32.97
10-13085	01-00294	NAPA AUTO PARTS	R	139.33	0.00 0.00	139.33 0.00			139.33
10-13105	01-00294	GL : 001 300-699-000		271.43	0.00 0.00	271.43 0.00			271.43
10-13105	01-00294	NAPA AUTO PARTS	R	271.43	0.00 0.00	271.43 0.00			271.43
10-13107	01-00294	GL : 450 120-613-000		138.00	0.00 0.00	89.97 0.00	48.03-		89.97
10-13107	01-00294	NAPA AUTO PARTS	R	138.00	0.00 0.00	89.97 0.00	48.03-		89.97
10-13112	01-00294	GL : 001 300-542-000		15.71	0.00 0.00	15.71 0.00			15.71

PO#	VENDOR	===== NAME =====	REL. STAT FLAG	ORDERED	PREVIOUSLY RECEIVED/ VOIDED	CURRENTLY RECEIVED/ VOIDED	ADJUSTMENT/ VARIANCE	OUTSTANDING	TOTAL
10-13112	01-00294	NAPA AUTO PARTS	R	15.71	0.00 0.00	15.71 0.00			15.71
10-13117	01-00294	GL : 001 300-526-000		26.49	0.00 0.00	26.49 0.00			26.49
10-13117	01-00294	NAPA AUTO PARTS	R	26.49	0.00 0.00	26.49 0.00			26.49
10-13150	01-00294	GL : 001 260-613-000		32.97	0.00 0.00	32.97 0.00			32.97
10-13150	01-00294	NAPA AUTO PARTS	R	32.97	0.00 0.00	32.97 0.00			32.97
10-13177	01-00294	GL : 001 300-528-000		21.68	0.00 0.00	21.68 0.00			21.68
10-13177	01-00294	GL : 001 300-528-000		48.50	0.00 0.00	48.50 0.00			48.50
10-13177	01-00294	NAPA AUTO PARTS	R	70.18	0.00 0.00	70.18 0.00			70.18
10-12744	01-00455	GL : 400 700-533-000		2,035.00	0.00 0.00	2,090.00 0.00	55.00		2,090.00
10-12744	01-00455	GL : 400 700-533-000		2,145.00	0.00 0.00	2,090.00 0.00	55.00-		2,090.00
10-12744	01-00455	GL : 400 700-533-000		2,035.00	0.00 0.00	2,035.00 0.00			2,035.00
10-12744	01-00455	NATIONAL CORROSION SERVI	R	6,215.00	0.00 0.00	6,215.00 0.00			6,215.00
10-12932	01-00455	GL : 400 700-533-000		2,640.00	0.00 0.00	2,585.00 0.00	55.00-		2,585.00
10-12932	01-00455	GL : 400 700-533-000		935.00	0.00 0.00	825.00 0.00	110.00-		825.00
10-12932	01-00455	GL : 400 700-533-000		935.00	0.00 0.00	825.00 0.00	110.00-		825.00

PO#	VENDOR	===== NAME =====	REL. STAT FLAG	ORDERED	PREVIOUSLY RECEIVED/ VOIDED	CURRENTLY RECEIVED/ VOIDED	ADJUSTMENT/ VARIANCE	OUTSTANDING	TOTAL
10-12932	01-00455	NATIONAL CORROSION SERVI	R	4,510.00	0.00 0.00	4,235.00 0.00	275.00-		4,235.00
10-13047	01-00130	GL : 001 100-612-000		16.35	0.00 0.00	16.35 0.00			16.35
10-13047	01-00130	GL : 001 100-612-000		1.78	0.00 0.00	1.78 0.00			1.78
10-13047	01-00130	GL : 001 100-613-000		77.90	0.00 0.00	65.90 0.00	12.00-		65.90
10-13047	01-00130	S&L OFFICE SUPPLIES , IN	R	96.03	0.00 0.00	84.03 0.00	12.00-		84.03
10-13087	01-00130	GL : 001 150-542-000		87.25	0.00 0.00	87.25 0.00			87.25
10-13087	01-00130	S&L OFFICE SUPPLIES , IN	R	87.25	0.00 0.00	87.25 0.00			87.25
10-13128	01-00130	GL : 001 150-613-000		98.85	0.00 0.00	98.85 0.00			98.85
10-13128	01-00130	GL : 001 150-613-000		9.75	0.00 0.00	9.75 0.00			9.75
10-13128	01-00130	GL : 001 150-613-000		7.50	0.00 0.00	7.50 0.00			7.50
10-13128	01-00130	GL : 001 150-613-000		25.16	0.00 0.00	25.16 0.00			25.16
10-13128	01-00130	GL : 001 150-613-000		17.04	0.00 0.00	17.04 0.00			17.04
10-13128	01-00130	S&L OFFICE SUPPLIES , IN	R	158.30	0.00 0.00	158.30 0.00			158.30
10-13129	01-00130	GL : 001 100-613-000		15.00	0.00 0.00	15.00 0.00			15.00
10-13129	01-00130	GL : 001 100-613-000		8.00	0.00 0.00	0.00 0.00		8.00	8.00

PO#	VENDOR	===== NAME =====	REL. STAT FLAG	ORDERED	PREVIOUSLY RECEIVED/ VOIDED	CURRENTLY RECEIVED/ VOIDED	ADJUSTMENT/ VARIANCE	OUTSTANDING	TOTAL
10-13129	01-00130	GL : 001 100-613-000		29.95	0.00 0.00	0.00 0.00		29.95	29.95
10-13129	01-00130	S&L OFFICE SUPPLIES , IN	P	52.95	0.00 0.00	15.00 0.00		37.95	52.95
10-13161	01-00130	GL : 400 120-612-000		110.97	0.00 0.00	110.97 0.00			110.97
10-13161	01-00130	GL : 400 120-612-000		42.44	0.00 0.00	42.44 0.00			42.44
10-13161	01-00130	GL : 400 120-612-000		197.70	0.00 0.00	197.70 0.00			197.70
10-13161	01-00130	GL : 400 120-612-000		51.48	0.00 0.00	51.48 0.00			51.48
10-13161	01-00130	GL : 400 120-612-000		48.48	0.00 0.00	48.48 0.00			48.48
10-13161	01-00130	GL : 400 120-612-000		6.18	0.00 0.00	6.18 0.00			6.18
10-13161	01-00130	GL : 400 120-612-000		11.52	0.00 0.00	11.52 0.00			11.52
10-13161	01-00130	GL : 400 120-612-000		3.63	0.00 0.00	3.63 0.00			3.63
10-13161	01-00130	GL : 400 120-612-000		4.19	0.00 0.00	4.19 0.00			4.19
10-13161	01-00130	S&L OFFICE SUPPLIES , IN	R	476.59	0.00 0.00	476.59 0.00			476.59
10-13162	01-00130	GL : 001 300-612-000		13.33	0.00 0.00	13.33 0.00			13.33
10-13162	01-00130	GL : 001 300-612-000		5.12	0.00 0.00	5.12 0.00			5.12
10-13162	01-00130	GL : 001 300-612-000		10.58	0.00 0.00	10.58 0.00			10.58
10-13162	01-00130	GL : 001 300-612-000		8.18	0.00 0.00	8.18 0.00			8.18

PO#	VENDOR	===== NAME =====	REL. STAT FLAG	ORDERED	PREVIOUSLY RECEIVED/ VOIDED	CURRENTLY RECEIVED/ VOIDED	ADJUSTMENT/ VARIANCE	OUTSTANDING	TOTAL
10-13162	01-00130	GL : 001 300-612-000		14.56	0.00 0.00	14.56 0.00			14.56
10-13162	01-00130	GL : 001 300-612-000		32.95	0.00 0.00	32.95 0.00			32.95
10-13162	01-00130	S&L OFFICE SUPPLIES , IN	R	84.72	0.00 0.00	84.72 0.00			84.72
10-13169	01-00130	GL : 400 120-612-000		64.74	0.00 0.00	64.74 0.00			64.74
10-13169	01-00130	GL : 400 120-612-000		4.75	0.00 0.00	4.75 0.00			4.75
10-13169	01-00130	GL : 400 120-612-000		8.03	0.00 0.00	8.03 0.00			8.03
10-13169	01-00130	GL : 400 120-612-000		325.80	0.00 0.00	325.80 0.00			325.80
10-13169	01-00130	S&L OFFICE SUPPLIES , IN	R	403.32	0.00 0.00	403.32 0.00			403.32
10-13095	01-00207	GL : 001 150-520-000		117.24	0.00 0.00	117.24 0.00			117.24
10-13095	01-00207	SEA COAST ECHO	R	117.24	0.00 0.00	117.24 0.00			117.24
10-13127	01-00207	GL : 001 120-520-000		92.88	0.00 0.00	92.88 0.00			92.88
10-13127	01-00207	SEA COAST ECHO	R	92.88	0.00 0.00	92.88 0.00			92.88
10-13102	01-00151	GL : 400 700-613-000		111.00	0.00 0.00	111.00 0.00			111.00
10-13102	01-00151	GL : 400 700-613-000		19.66	0.00 0.00	19.66 0.00			19.66
10-13102	01-00151	GL : 400 700-613-000		6.89	0.00 0.00	6.89 0.00			6.89

PO#	VENDOR	===== NAME =====	REL. STAT FLAG	ORDERED	PREVIOUSLY RECEIVED/ VOIDED	CURRENTLY RECEIVED/ VOIDED	ADJUSTMENT/ VARIANCE	OUTSTANDING	TOTAL
10-13102	01-00151	SOUTHERN PIPE & SUPPLY	R	137.55	0.00 0.00	137.55 0.00			137.55
10-13153	01-00158	GL : 001 260-615-000		78.00	0.00 0.00	0.00 78.00			
10-13153	01-00158	GL : 001 260-615-000		5.00	0.00 0.00	0.00 0.00		5.00	5.00
10-13153	01-00158	GL : 001 260-615-000		56.00	0.00 0.00	0.00 0.00		56.00	56.00
10-13153	01-00158	GL : 001 260-615-000		34.00	0.00 0.00	0.00 0.00		34.00	34.00
10-13153	01-00158	GL : 001 260-615-000		20.00	0.00 0.00	0.00 0.00		20.00	20.00
10-13153	01-00158	GL : 001 260-615-000		78.00	0.00 0.00	0.00 0.00		78.00	78.00
10-13153	01-00158	GL : 001 260-615-000		56.00	0.00 0.00	0.00 0.00		56.00	56.00
10-13153	01-00158	GL : 001 260-615-000		5.00	0.00 0.00	0.00 0.00		5.00	5.00
10-13153	01-00158	SOUTHERN PRINTING & SILK	O	332.00	0.00 0.00	0.00 78.00		254.00	254.00
10-12850	01-01294	GL : 001 300-611-000		2,033.10	0.00 0.00	2,033.10 0.00			2,033.10
10-12850	01-01294	GL : 001 300-611-000		339.69	0.00 0.00	339.69 0.00			339.69
10-12850	01-01294	SPEED BUMPS AND HUMPS CO	R	2,372.79	0.00 0.00	2,372.79 0.00			2,372.79
10-13081	01-00114	GL : 001 300-549-000		15.00	0.00 0.00	15.00 0.00			15.00
10-13081	01-00114	GL : 001 300-549-000		66.45	0.00 0.00	66.45 0.00			66.45
10-13081	01-00114	GL : 001 300-549-000		79.90	0.00 0.00	79.90 0.00			79.90

PO#	VENDOR	===== NAME =====	REL. STAT FLAG	ORDERED	PREVIOUSLY RECEIVED/ VOIDED	CURRENTLY RECEIVED/ VOIDED	ADJUSTMENT/ VARIANCE	OUTSTANDING	TOTAL
10-13081	01-00114	GL : 001 300-549-000		57.00	0.00 0.00	57.00 0.00			57.00
10-13081	01-00114	GL : 001 300-549-000		29.96	0.00 0.00	29.96 0.00			29.96
10-13081	01-00114	GL : 001 300-549-000		99.04	0.00 0.00	99.04 0.00			99.04
10-13081	01-00114	GL : 001 300-549-000		127.80	0.00 0.00	127.80 0.00			127.80
10-13081	01-00114	SUN COAST CLAYS BUSINESS	R	475.15	0.00 0.00	475.15 0.00			475.15
10-13116	01-00114	GL : 400 700-613-000		34.98	0.00 0.00	34.98 0.00			34.98
10-13116	01-00114	GL : 400 700-613-000		19.06	0.00 0.00	19.06 0.00			19.06
10-13116	01-00114	GL : 400 700-613-000		22.90	0.00 0.00	22.90 0.00			22.90
10-13116	01-00114	SUN COAST CLAYS BUSINESS	R	76.94	0.00 0.00	76.94 0.00			76.94
10-13139	01-00114	GL : 001 300-549-000		22.50	0.00 0.00	22.50 0.00			22.50
10-13139	01-00114	GL : 001 300-549-000		88.60	0.00 0.00	88.60 0.00			88.60
10-13139	01-00114	GL : 001 300-549-000		19.00	0.00 0.00	19.00 0.00			19.00
10-13139	01-00114	GL : 001 300-549-000		49.98	0.00 0.00	49.96 0.00	0.02-		49.96
10-13139	01-00114	GL : 001 300-549-000		43.98	0.00 0.00	44.00 0.00	0.02		44.00
10-13139	01-00114	SUN COAST CLAYS BUSINESS	R	224.06	0.00 0.00	224.06 0.00			224.06
10-13164	01-00114	GL : 001 300-542-000		255.92	0.00 0.00	255.92 0.00			255.92

PO#	VENDOR	===== NAME =====	REL. STAT FLAG	ORDERED	PREVIOUSLY RECEIVED/ VOIDED	CURRENTLY RECEIVED/ VOIDED	ADJUSTMENT/ VARIANCE	OUTSTANDING	TOTAL
10-13164	01-00114	SUN COAST CLAYS BUSINESS	R	255.92	0.00 0.00	255.92 0.00			255.92
10-13182	01-00114	GL : 001 300-549-000		95.97	0.00 0.00	95.97 0.00			95.97
10-13182	01-00114	GL : 001 300-549-000		56.94	0.00 0.00	56.94 0.00			56.94
10-13182	01-00114	GL : 001 300-549-000		8.27	0.00 0.00	8.27 0.00			8.27
10-13182	01-00114	GL : 001 300-549-000		26.98	0.00 0.00	26.98 0.00			26.98
10-13182	01-00114	GL : 001 300-549-000		175.52	0.00 0.00	175.52 0.00			175.52
10-13182	01-00114	SUN COAST CLAYS BUSINESS	R	363.68	0.00 0.00	363.68 0.00			363.68
10-13074	01-01388	GL : 001 300-526-000		10.74	0.00 0.00	10.74 0.00			10.74
10-13074	01-01388	GL : 001 300-526-000		99.58	0.00 0.00	99.58 0.00			99.58
10-13074	01-01388	SUNSOUTH LLC	R	110.32	0.00 0.00	110.32 0.00			110.32
10-13140	01-01371	GL : 001 300-526-000		1,357.31	0.00 0.00	1,357.31 0.00			1,357.31
10-13140	01-01371	TAYLOR POWER SYSTEMS, IN	R	1,357.31	0.00 0.00	1,357.31 0.00			1,357.31
10-12725	01-00480	GL : 001 300-526-000		390.00	0.00 0.00	390.00 0.00			390.00
10-12725	01-00480	TIRE SPOT	R	390.00	0.00 0.00	390.00 0.00			390.00
10-13029	01-00480	GL : 001 300-528-000		175.00	0.00 0.00	175.00 0.00			175.00

PO#	VENDOR	===== NAME =====	REL. STAT FLAG	ORDERED	PREVIOUSLY RECEIVED/ VOIDED	CURRENTLY RECEIVED/ VOIDED	ADJUSTMENT/ VARIANCE	OUTSTANDING	TOTAL
10-13029	01-00480	TIRE SPOT	R	175.00	0.00 0.00	175.00 0.00			175.00
10-13080	01-00480	GL : 001 300-526-000		35.00	0.00 0.00	35.00 0.00			35.00
10-13080	01-00480	TIRE SPOT	R	35.00	0.00 0.00	35.00 0.00			35.00
10-13082	01-00480	GL : 400 700-526-000		75.00	0.00 0.00	75.00 0.00			75.00
10-13082	01-00480	TIRE SPOT	R	75.00	0.00 0.00	75.00 0.00			75.00
10-13091	01-02118	GL : 450 120-699-000		107.88	0.00 0.00	12.98 0.00	94.90-		12.98
10-13091	01-02118	GL : 450 120-699-000		0.00	0.00 0.00	0.00 0.00	14.97		14.97
10-13091	01-02118	GL : 450 120-699-000		0.00	0.00 0.00	0.00 0.00	14.97		14.97
10-13091	01-02118	GL : 450 120-699-000		0.00	0.00 0.00	0.00 0.00	10.58		10.58
10-13091	01-02118	TRACTOR SUPPLY CREDIT PL	R	107.88	0.00 0.00	12.98 0.00	40.52 94.90-		53.50
10-13144	01-02118	GL : 400 700-528-000		99.99	0.00 0.00	99.99 0.00			99.99
10-13144	01-02118	TRACTOR SUPPLY CREDIT PL	R	99.99	0.00 0.00	99.99 0.00			99.99
10-13176	01-02118	GL : 001 300-527-000		10.99	0.00 0.00	10.99 0.00			10.99
10-13176	01-02118	TRACTOR SUPPLY CREDIT PL	R	10.99	0.00 0.00	10.99 0.00			10.99
10-12963	01-02409	GL : 001 260-527-000		2,115.60	0.00 0.00	2,115.60 0.00			2,115.60

PO#	VENDOR	===== NAME =====	REL. STAT FLAG	ORDERED	PREVIOUSLY RECEIVED/ VOIDED	CURRENTLY RECEIVED/ VOIDED	ADJUSTMENT/ VARIANCE	OUTSTANDING	TOTAL
10-12963	01-02409	TWC SERVICES INC.	R	2,115.60	0.00 0.00	2,115.60 0.00			2,115.60
10-12964	01-02409	GL : 001 260-527-000		1,197.01	0.00 0.00	1,118.70 0.00	78.31-		1,118.70
10-12964	01-02409	TWC SERVICES INC.	R	1,197.01	0.00 0.00	1,118.70 0.00	78.31-		1,118.70
10-13118	01-02409	GL : 001 260-527-000		240.75	0.00 0.00	225.00 0.00	15.75-		225.00
10-13118	01-02409	TWC SERVICES INC.	R	240.75	0.00 0.00	225.00 0.00	15.75-		225.00
10-13119	01-02409	GL : 001 300-527-000		1,045.75	0.00 0.00	1,045.75 0.00			1,045.75
10-13119	01-02409	GL : 001 300-527-000		1,592.93	0.00 0.00	1,592.93 0.00			1,592.93
10-13119	01-02409	TWC SERVICES INC.	R	2,638.68	0.00 0.00	2,638.68 0.00			2,638.68
10-13121	01-02409	GL : 001 300-527-000		289.25	0.00 0.00	289.25 0.00			289.25
10-13121	01-02409	TWC SERVICES INC.	R	289.25	0.00 0.00	289.25 0.00			289.25
10-13133	01-02409	GL : 001 260-527-000		160.50	0.00 0.00	150.00 0.00	10.50-		150.00
10-13133	01-02409	TWC SERVICES INC.	R	160.50	0.00 0.00	150.00 0.00	10.50-		150.00
10-13192	01-02409	GL : 001 260-527-000		768.75	0.00 0.00	768.75 0.00			768.75
10-13192	01-02409	GL : 001 260-527-000		28.73	0.00 0.00	28.73 0.00			28.73
10-13192	01-02409	TWC SERVICES INC.	R	797.48	0.00 0.00	797.48 0.00			797.48

PO#	VENDOR	===== NAME =====	REL. STAT FLAG	ORDERED	PREVIOUSLY RECEIVED/ VOIDED	CURRENTLY RECEIVED/ VOIDED	ADJUSTMENT/ VARIANCE	OUTSTANDING	TOTAL
10-13120	01-00890	GL : 001 260-527-000		160.50	0.00 0.00	0.00 160.50			
10-13120	01-00890	TWENTY FOUR SEVEN TIRE S	R	160.50	0.00 0.00	0.00 160.50			
10-13079	01-00285	GL : 001 300-527-000		1,500.00	0.00 0.00	1,500.00 0.00			1,500.00
10-13079	01-00285	GL : 001 300-527-000		400.03	0.00 0.00	400.03 0.00			400.03
10-13079	01-00285	GL : 001 300-527-000		270.18	0.00 0.00	270.18 0.00			270.18
10-13079	01-00285	GL : 001 300-527-000		56.35	0.00 0.00	56.35 0.00			56.35
10-13079	01-00285	GL : 001 300-527-000		27.60	0.00 0.00	27.60 0.00			27.60
10-13079	01-00285	GL : 001 300-527-000		200.00	0.00 0.00	200.00 0.00			200.00
10-13079	01-00285	GL : 001 300-527-000		200.00	0.00 0.00	200.00 0.00			200.00
10-13079	01-00285	UNITED RENTALS	R	2,654.16	0.00 0.00	2,654.16 0.00			2,654.16
**** TOTALS ****				70,152.82	1,200.00 0.00	61,353.89 5,441.01	40.52 700.97~	1,456.95	64,051.36

-----RECEIVED AND RELEASED-----

INVOICE COUNT: 0
TOTAL AMOUNT RECEIVED: 0.00
TOTAL AMOUNT VOIDED: 0.00
TOTAL AMOUNT PREPAID: 0.00
TOTAL DISCOUNT: 0.00
TOTAL AMOUNT TO PAY: 0.00

NUMBER OF WARNINGS: 0
NUMBER OF ERRORS: 0

** END OF REPORT **

-----RECEIVED AND NOT RELEASED-----

TOTAL AMOUNT RECEIVED: 61,353.89
TOTAL AMOUNT VOIDED: 5,441.01



City Clerk Department Report

To: City Council
From: Sissy Gonzales, City Clerk
Date: August 6, 2019
Subject: Motion to approve the Bay Saint Louis Municipal Harbor Budget Amendments.

Attachments:

1. Harbor Budget Amendments-new way
2. Budget Comparison Report dated July 19, 2019 for July 23, 2019 Harbor Amendments

For the Fiscal Year Ending September 30, 2019					
			APPROVED	CURRENT	FOR APPROVAL
			5/7/20109	BUDGET AMENDMENT REQUEST	7/23/2019
DEPT	OBJ				
MUNICIPAL HARBOR					
000		Revenues			
	250	Operating	1,093,968	20,000	1,113,968
	290	Interest	150	-	150
	300	Other	50,250	-	50,250
	399	Capital	265,000	-	265,000
		Total Revenue	1,409,368	20,000	1,429,368
120		Administration			
	400	Personnel Services	282,772	-	282,772
	500	Contractual Services	144,075	70,000	214,075
	600	Consumable Supplies	185,750	-	185,750
	900	Capital Outlay & Other	785,000	(50,000)	735,000
		Total Expenditures	1,397,597	20,000	1,417,597

Budget Amendments Summary 07/23/19

Municipal Harbor #450

Revenue-000

- Increase Slip Rental Revenue \$20,000 for increased occupancy estimates.

Administration -120

- Increase contractual services for Engineering-Grant reimburseable, \$50,000.
- Increase contractual services for Harbor POS system \$5,000.
- Increase contractual services for Lift Station services \$5,000.
- Increase contractual services for R &PP for analysis \$5,000.
- Increase contractual services for Garbage Services, \$1,000.
- Increase contractual services for Legal Services, \$2,000.
- Increase contractual services for Janitorial supplies, \$2,000.
- Decrease Capital Expense for Grant project, \$50,000.

450-MUNICIPAL HARBOR FUND

REVENUES	CURRENT BUDGET	SELECTED BUDGET	BUDGET VARIANCE	PERCENT VARIANCE	BUDGET WORKSPACE
OPERATING					
450-000-250-001 DMR PIER/HARBOR GRANT	444,000	444,000	0	0.00	_____
450-000-250-002 FESTIVAL/RENTAL REVENUE	2,000	2,000	0	0.00	_____
450-000-250-003 SLIP RENTAL REVENUE	300,000	320,000	20,000	6.67	_____
450-000-250-004 SLIP UTILITY/CLEAN MARINA REV	74,000	74,000	0	0.00	_____
450-000-250-005 FUEL SALES	221,500	221,500	0	0.00	_____
450-000-250-006 TRANSIENT DOCKAGE REVENUE	18,000	18,000	0	0.00	_____
450-000-250-007 CREDIT CARD PROCESSING	7,000	7,000	0	0.00	_____
450-000-250-008 ICE SALES	2,500	2,500	0	0.00	_____
450-000-250-009 DMR/CLEAN VESSEL ACT GRANT	24,968	24,968	0	0.00	_____
450-000-250-016 MISCELLANEOUS INCOME	0	0	0	0.00	_____
450-000-250-017 MISCELLANEOUS INCOME	0	0	0	0.00	_____
450-000-250-018 LATE FEE REVENUE	0	0	0	0.00	_____
TOTAL OPERATING	1,093,968	1,113,968	20,000	1.83	
INTEREST					
450-000-290-000 INTEREST INCOME	150	150	0	0.00	_____
TOTAL INTEREST	150	150	0	0.00	
OTHER					
450-000-300-000 OTHER INCOME	250	250	0	0.00	_____
450-000-300-302 TRANSFER IN	50,000	50,000	0	0.00	_____
TOTAL OTHER	50,250	50,250	0	0.00	
CAPITAL					
450-000-399-000 BEG CASH BALANCE-OPER	200,000	200,000	0	0.00	_____
450-000-399-001 BEG CASH BALANCE-C&M	65,000	65,000	0	0.00	_____
TOTAL CAPITAL	265,000	265,000	0	0.00	
TOTAL REVENUES					
	1,409,368	1,429,368	20,000	1.42	=====
	=====	=====	=====	=====	=====

450-MUNICIPAL HARBOR FUND
HARBOR EXPENSE

EXPENDITURES	CURRENT BUDGET	SELECTED BUDGET	BUDGET VARIANCE	PERCENT VARIANCE	BUDGET WORKSPACE
PERSONNEL SERVICES					
450-120-400-000 PAYROLL	191,200	191,200	0	0.00	
450-120-401-000 OVERTIME PAYROLL EXPENSE	3,500	3,500	0	0.00	
450-120-403-000 PERS	31,200	31,200	0	0.00	
450-120-404-000 FICA	14,894	14,894	0	0.00	
450-120-405-000 EMPLOYEE INSURANCE	30,087	30,087	0	0.00	
450-120-406-000 UNEMPLOYMENT	245	245	0	0.00	
450-120-407-000 WORKERS' COMPENSATION	11,646	11,646	0	0.00	
TOTAL PERSONNEL SERVICES	282,772	282,772	0	0.00	
CONTRACTUAL SERVICES					
450-120-500-000 AUDIT FEES	2,000	2,000	0	0.00	
450-120-501-000 BANK FEES	6,000	6,000	0	0.00	
450-120-510-000 COMPUTER/SOFTWARE	2,800	7,800	5,000	178.57	
450-120-512-000 ENGINEERING-GRANT REIMB	24,000	74,000	50,000	208.33	
450-120-512-001 ENGINEERING -NOT GRANT	4,000	4,000	0	0.00	
450-120-513-000 EQUIPMENT RENTAL	1,000	1,000	0	0.00	
450-120-516-000 GENERAL INSURANCE	12,200	12,200	0	0.00	
450-120-526-000 REPAIRS & MAINT - EQUIPMENT	3,000	3,000	0	0.00	
450-120-526-005 R&PP	6,000	11,000	5,000	83.33	
450-120-528-000 REPAIRS & MAINT - VEHICLES	1,000	1,000	0	0.00	
450-120-530-000 TELEPHONE	4,500	4,500	0	0.00	
450-120-531-000 UTILITIES	68,000	68,000	0	0.00	
450-120-533-000 WORKSHOPS, SEMINARS, TRAVEL	500	500	0	0.00	
450-120-539-000 DEPRECIATION EXPENSE	0	0	0	0.00	
450-120-541-000 GARBAGE EXPENSE	0	1,000	1,000	0.00	
450-120-542-000 OPERATING EXPENSES	6,000	6,000	0	0.00	
450-120-543-000 PUBLICATIONS	500	500	0	0.00	
450-120-544-000 LEGAL FEES	1,000	3,000	2,000	200.00	
450-120-549-000 JANITORIAL SUPPLIES	1,500	3,500	2,000	133.33	
450-120-550-000 LS - HARBOR ACCOUNT	0	5,000	5,000	0.00	
450-120-568-000 MEDICAL EXPENSES	75	75	0	0.00	
TOTAL CONTRACTUAL SERVICES	144,075	214,075	70,000	48.59	
SUPPLIES					
450-120-600-000 HARBOR INDIRECT EXPENSE	20,000	20,000	0	0.00	
450-120-612-000 OFFICE SUPPLIES	1,000	1,000	0	0.00	
450-120-613-000 OPERATING SUPPLIES	5,900	5,900	0	0.00	
450-120-614-000 POSTAGE	850	850	0	0.00	
450-120-615-000 UNIFORMS	3,000	3,000	0	0.00	
450-120-616-000 FUEL PURCHASE EXPENSE	155,000	155,000	0	0.00	
450-120-699-000 HURRICANE PREP SUPPLIES	0	0	0	0.00	
TOTAL SUPPLIES	185,750	185,750	0	0.00	
CAPITAL OUTLAY					
450-120-900-000 CAPITAL EXPENSE	420,000	370,000	(50,000)	11.90-	
450-120-900-001 TRANSFERS OUT TO O&M	50,000	50,000	0	0.00	
450-120-900-900 ENDING CASH BAL-OPER	200,000	200,000	0	0.00	

450-MUNICIPAL HARBOR FUND
HARBOR EXPENSE

EXPENDITURES	CURRENT BUDGET	SELECTED BUDGET	BUDGET VARIANCE	PERCENT VARIANCE	BUDGET WORKSPACE
450-120-900-901 ENDING CASH BALANCE C&M	115,000	115,000	0	0.00	
TOTAL CAPITAL OUTLAY	785,000	735,000	(50,000)	6.37-	
TOTAL HARBOR EXPENSE	1,397,597	1,417,597	20,000	1.43	
TOTAL EXPENDITURES	1,397,597	1,417,597	20,000	1.43	
	=====	=====	=====	=====	=====
REVENUES OVER/(UNDER) EXPENDITURES	11,771	11,771	0	0.00	



Police Department Report

To: City Council

From: Gary Ponthieux, Police Chief

Date: August 6, 2019

Subject: Motion to approve the Chief of Police to enter into a cooperative agreement with DEA, Drug Enforcement Administration, New Orleans Field Division, State and local HIDTA task force agreement, Mississippi – Gulfport, which provides one (1) Officer to the HIDTA Task Force, for the purpose of illicit drug enforcement.

Attachments:

1. 2019 October Drug Enforcement Administration, New Orleans Field Division, HIDTA Task Force Agreement

**Drug Enforcement Administration
New Orleans Field Division
STATE AND LOCAL HIDTA TASK FORCE AGREEMENT
Mississippi - Gulfport**

This agreement is made this 1st day of October 2019, between the United States Department of Justice, Drug Enforcement Administration (hereinafter "DEA"), and the Bay St. Louis Police Department (hereinafter "BSLPD"). The DEA is authorized to enter into this cooperative agreement concerning the use and abuse of controlled substances under the provisions of 21 U.S.C. § 873.

Whereas there is evidence that trafficking in narcotics and dangerous drugs exists in the Gulfport area and that such illegal activity has a substantial and detrimental effect on the health and general welfare of the people of Mississippi, the parties hereto agree to the following:

1. The Gulfport HIDTA Task Force will perform the activities and duties described below:
 - a. disrupt the illicit drug traffic in the Gulfport area by immobilizing targeted violators and trafficking organizations;
 - b. gather and report intelligence data relating to trafficking in narcotics and dangerous drugs; and
 - c. conduct undercover operations where appropriate and engage in other traditional methods of investigation in order that the task force's activities will result in effective prosecution before the courts of the United States and the State of Mississippi.
2. To accomplish the objectives of the Gulfport HIDTA Task Force, the BSLPD agrees to detail one (1) experienced officer(s) to the Gulfport HIDTA Task Force for a period of not less than two years. During this period of assignment, the BSLPD officers will be under the direct supervision and control of DEA supervisory personnel assigned to the task force.
3. The BSLPD officers assigned to the task force shall adhere to all DEA policies and procedures. Failure to adhere to DEA policies and procedures shall be grounds for dismissal from the task force.
4. The BSLPD officers assigned to the task force shall be deputized as task force officers of DEA pursuant to 21 USC 878.

5. To accomplish the objectives of the Gulfport HIDTA Task Force, DEA will assign two (2) Special Agents to the task force. HIDTA will also, subject to the availability of annually appropriated funds or any continuing resolution thereof, provide necessary funds and equipment to support the activities of the DEA Special Agents and BSLPD officers assigned to the task force. This support will include: office space, office supplies travel funds, funds for the purchase of evidence and information, investigative equipment, training and other support items.
6. During the period of assignment to the Gulfport HIDTA Task Force, the BSLPD will remain responsible for establishing the salaries and benefits, including overtime, of the BSLPD officers assigned to the task force and for making all payments due them. HIDTA will, subject to availability of funds, reimburse the BSLPD for overtime payments made by it to the 1 officers assigned to the Gulfport HIDTA Task Force for overtime, up to a sum equivalent to 25 percent of the salary of a GS-12, Step 1 (RUS) federal employee, currently \$18,649.00, per officer.
- Note: Task Force Officer's overtime "Shall not include any costs for benefits, such as retirement, FICA, and other expenses."***
7. In no event will the BSLPD charge any indirect cost rate to DEA for the administration or implementation of this agreement.
8. The BSLPD shall maintain on a current basis complete and accurate records and accounts of all obligations and expenditures of funds under this agreement in accordance with generally accepted accounting principles and instructions provided by DEA to facilitate on-site inspection and auditing of such records and accounts.
9. The BSLPD shall permit and have readily available for examination and auditing by DEA, the United States Department of Justice, the Comptroller General of the United States, and any of their duly authorized agents and representatives, any and all records, documents, accounts, invoices, receipts or expenditures relating to this agreement. The BSLPD shall maintain all such reports and records until all litigation, claim, audits and examinations are completed and resolved, or for a period of three (3) years after termination of this agreement, whichever is later.
10. The BSLPD shall comply with Title VI of the Civil Rights Act of 1964, Section 504 of the Rehabilitation Act of 1973, the Age Discrimination Act of 1975, as amended, and all requirements imposed by or pursuant to the regulations of the United States Department of Justice implementing those laws, 28 C.F.R. Part 42, Subparts C, F, G, H and I.
11. The BSLPD agrees that an authorized officer or employee will execute and return to DEA the attached OJP Form 4061/6, Certification Regarding Lobbying; Debarment, suspension and Other Responsibility Matters; and drug-Free Workplace Requirements. The BSLPD acknowledges that this agreement will not take effect and no federal funds will be awarded until the completed certification is received.
12. When issuing statements, press releases requests for proposals, bid solicitations and other documents describing projects or programs funded in whole or part with federal money, the BSLPD shall clearly state: (1) percentage of the total cost of the program or project which will be financed with federal money and (2) the dollar amount of federal funds for the program or project.

13. While on duty and acting on task force business, the officers assigned to the HIDTA task force shall be subject to all DEA and federal government rules, regulations and procedures governing the use of OGV's for home to work transportation and for personal business. The HIDTA Executive Committee acknowledges that the United States is liable for the actions of task force officer, while on duty and acting within the scope of their federal employment, to the extent permitted by the Federal Torts Claim Act.

14. The term of this agreement shall be effective from the date in paragraph number one until September 30, 2020. This agreement may be terminated by either party on 30 days advance written notice. Billing for all outstanding obligations must be received by DEA within 90 days of the date of termination of this agreement. HIDTA will be responsible only for obligations incurred by BSLPD during the term of this agreement.

For the Drug Enforcement Administration:

Brad L. Byerley

Special Agent in Charge

Date: _____

For the Bay St. Louis Police Department

Name

Title

ORI# _____

**SIGN
HERE**

Please Provide
ORI #



U.S. DEPARTMENT OF JUSTICE
OFFICE OF JUSTICE PROGRAMS
OFFICE OF THE COMPTROLLER

10.A.1

CERTIFICATIONS REGARDING LOBBYING; DEBARMENT, SUSPENSION AND OTHER RESPONSIBILITY MATTERS; AND DRUG-FREE WORKPLACE REQUIREMENTS

Applicants should refer to the regulations cited below to determine the certification to which they are required to attest. Applicants should also review the instructions for certification included in the regulations before completing this form. Signature of this form provides for compliance with certification requirements under 28 CFR Part 69, "New Restrictions on Lobbying" and 28 CFR Part 67, "Government-wide Department and Suspension (Nonprocurement) and Government-wide Requirements for Drug-Free Workplace (Grants)." The certifications shall be treated as a material representation of fact upon reliance will be placed when the Department of Justice determines to award the covered transaction, grant, or cooperative agreement.

1. LOBBYING

As required by Section 1352, Title 31 of the U.S. Code, and implemented at 28 CFR Part 69, for persons entering into a grant or cooperative agreement over \$100,000, as defined at 28 CFR Part 69, the applicant certifies that:

(a) No Federal appropriated funds have been paid or will be paid, by or on behalf of the undersigned, to any person for influencing or attempting to influence an officer or employee of any agency, a Member of Congress, an officer or employee of Congress, or an employee of a Member of Congress in connection with the making of any Federal grant, the entering into of any cooperative agreement, and extension, continuation, renewal, amendment, or modification of any Federal grant or cooperative agreement;

(b) If any funds other than Federal appropriated funds have been paid or will be paid to any person for influencing or attempting to influence an officer or employee of any agency, a Member of Congress, an officer or employee of Congress, or an employee of a Member of Congress in connection with this Federal grant or cooperative agreement, the undersigned shall complete and submit Standard Form - LLL, "Disclosure of Lobbying Activities," in accordance with its instructions;

(c) The undersigned shall require that the language of this certification be included in the award documents for all subawards at all tiers (including subgrants, contracts under grants and cooperative agreements, and subcontracts) and that all sub-recipients shall certify and disclose accordingly.

2. DEBARMENT, SUSPENSION, AND OTHER RESPONSIBILITY MATTERS (DIRECT RECIPIENT)

As required by Executive Order 12549, Debarment and Suspension, and implemented at 28 CFR Part 67, for prospective participants in primary covered transactions, as defined at 28 CFR Part 67, Section 67.510-

A. The applicant certifies that it and its principals:

(a) Are not presently debarred, suspended, proposed for debarment, declared ineligible, sentenced to a denial of Federal benefits by a State or Federal court, or voluntarily excluded from covered transactions by any Federal department or agency;

(b) Have not within a three-year period preceding this application been convicted of or had a civil judgment rendered against them for commission of fraud or a criminal offense in connection with obtaining, attempting to obtain, or performing a

public (Federal, State, or local) transaction or contract under a public transaction; violation of Federal or State antitrust statutes or commission of embezzlement, theft, forgery, bribery, falsification or destruction of records, making false statements, or receiving stolen property;

(c) Are not presently indicted for or otherwise criminally or civilly charged by a governmental entity (Federal, State, or local) with commission of any of the offenses enumerated in paragraph (1) (b) of this certification; and

(d) Have not within a three-year period preceding this application had one or more public transactions (Federal, State, or local) terminated for cause or default; and

B. Where the applicant is unable to certify to any of the statements in this certification, he or she shall attach an explanation to this application.

3. DRUG-FREE WORKPLACE (GRANTEES OTHER THAN INDIVIDUALS)

As required by the Drug-Free Workplace Act of 1988, and implemented at 28 CFR Part 67, Subpart E, for grantees, as defined at 28 CFR Part 67 Sections 67.615 and 67.620-

A. The applicant certifies that it will or will continue to provide a drug-free workplace by:

(a) Publishing a statement notifying employees that the unlawful manufacture, distribution, dispensing, possession, or use of a controlled substance is prohibited in the grantee's workplace and specifying the actions that will be taken against employees for violation of such prohibition;

(b) Establishing an on-going drug-free awareness program to inform employees about-

(1) The dangers of drugs abuse in the workplace;

(2) The grantee's policy of maintaining a drug-free workplace;

(3) Any available drug counseling, rehabilitation, and employee assistance programs; and

(4) The penalties that may be imposed upon employees for drug abuse violations occurring in the workplace;

(c) Making it a requirement that each employee to be engaged in the performance of the grant be given a copy of the statement required by paragraph (a);

(d) Notifying the employee in the statement required by paragraph (a) that, as a condition of employment under the grant, the employee will-

(1) Abide by the terms of the statement; and

(2) Notify the employer in writing of his or her conviction for a violation of a criminal drug statute occurring in the workplace no later than five calendar days after such conviction;

(e) Notifying the agency, in writing, within 10 calendar days after receiving notice under subparagraph (d)(2) from an employee or otherwise receiving actual notice of such conviction. Employers of convicted employees must provide notice, including position title, to: Department of Justice, Office of Justice Programs, ATTN: Control Desk, 633 Indiana Avenue, N.W., Washington, D.C. 20531. Notice shall include the identification number(s) of each affected grant;

(f) Taking one of the following actions, within 30 calendar days of receiving notice under subparagraph (d)(2), with respect to any employee who is so convicted-

(1) Taking appropriate personnel action against such an employee, up to and including termination, consistent with the requirements of the Rehabilitation Act of 1973, as amended; or

(2) Requiring such employee to participate satisfactorily in a drug abuse assistance or rehabilitation program approved for such purposes by a Federal, State, or local health, law enforcement, or other appropriate agency;

(g) Making a good faith effort to continue to maintain a drug-free workplace through implementation of paragraphs (a), (b), (c), (d), (e), and (f).

B. The grantee may insert in the space provided below the site (s) for the performance of work done in connection with the specific grant:

Place of Performance (Street address, city, country, state, zip code)

Check ☐ if there are workplace on file that are not identified here.

Section 67, 630 of the regulations provides that a grantee that is a State may elect to make one certification in each Federal fiscal year. A copy of which should be included with each application for Department of Justice funding. States and State agencies may elect to use OJP Form 4061/7.

Check ☐ if the State has elected to complete OJP Form 4061/7.

DRUG-FREE WORKPLACE (GRANTEES WHO ARE INDIVIDUALS)

As required by the Drug-Free Workplace Act of 1988, and implemented at 28 CFR Part 67, Subpart F, for grantees, as defined at 28 CFR Part 67, Sections 67.615 and 67.620-

A. As a condition of the grant, I certify that I will not engage in the unlawful manufacture, distribution, dispensing, possession, or use of a controlled substance in connection with any activity with the grant; and

B. If convicted of a criminal drug offense resulting from a violation occurring during the conduct of any grant activity, I will report the conviction, in writing, within 10 calendar days of the conviction, to: Department of Justice, Office of Justice Programs, ATTN: Control Desk, 633 Indiana Avenue, N.W., Washington, D.C. 20531.

As the duly authorized representative of the applicant, I hereby certify that the applicant will comply with the above certifications.

1. Grantee Name and Address:

Bay St. Louis Police Department
688 Highway 90
Bay St. Louis, MS 39520

2. Application Number and/or Project Name

Gulfport HIDTA Task Force

4. Typed Name and Title of Authorized Representative

5. Signature

Gary Ponthieux, Chief of Police

3. Grantee IRS/Vendor Number

6. Date





Harbor Department Report

To: City Council
From: Chuck Fortin, Harbormaster
Date: August 6, 2019
Subject: No Action Needed - Bay Saint Louis Municipal Harbor Report.

Attachments:

1. Harbor Report dated August 1, 2019

Bay St Louis Municipal Harbor														
Occupancy and sales				Quarter 1-2019					Quarter 2-2019					PRIOR
				Jan 1	Feb 1	Mar 1	Q1Average%		April	May 1	June 1	Q2 Average %	YTD	YTD
	Total slips			163	163	163			163	163	163			
	Occupied			137	139	145	140		149	152	154	152	146	140
	Vacant			26	24	18			14	11	9			
	Occupancy %			84	85	89	86		91	93	94	93	90	86
	60' Slips			10	10	10			10	10	10			
	Occupied			9	9	9			9	9	9			
	Vacant			1	1	1			1	1	1			
	Occupancy %			90	90	90	90		90	90	90	90	90	90
	50' Slips			23	23	23			23	23	23			
	Occupied			22	22	23			23	23	23			
	Vacant			1	1	0			0	0	0			
	Occupancy %			97	97	100	98		100	100	100	100	99	100
	45' Slips			22	22	22			22	22	22			
	Occupied			22	22	22			22	22	22			
	Vacant			0	0	0			0	0	0			
	Occupancy %			100	100	100	100		100	100	100	100	100	95
	40' Slips			32	32	32			32	32	32			
	Occupied			32	32	31			31	31	31			
	Vacant			0	0	1			1	1	1			
	Occupancy %			100	100	97	99		97	97	97	97	98	88
	35' Slips			66	66	66			66	66	66			
	Occupied			45	46	51			54	57	60			
	Vacant			21	20	15			12	9	6			
	Occupancy %			68	69	77	71		82	85	90	86	79	75
	25' Slips			10	10	10			10	10	10			
	Occupied			7	8	9			10	10	9			
	Vacant			3	2	1			0	0	1			
	Occupancy %			70	80	90	80		100	100	90	97	89	93

[illegible]

	Quarter 3-2019						Quarter 4 -2019					Prior YTD
	July 1	August 1	Sept 1	Q3Average%	YTD%		OCT 1	NOV 1	DEC 1	Q4 Average %	YTD Average %	Average %
Total slips	163	163	163				163	163	163			
Occupied	153	153										
Vacant	10	10										
Occupancy %	94	94										
60' Slips	10	10	10				10	10	10			
Occupied	9	9										
Vacant	1	1										
Occupancy %	90	90										
50' Slips	23	23	23				23	23	23			
Occupied	23	23										
Vacant	0	0										
Occupancy %	100	100										
45' Slips	22	22	22				22	22	22			
Occupied	22	22										
Vacant	0	0										
Occupancy %	100	100										
40' Slips	32	32	32				32	32	32			
Occupied	31	31										
Vacant	1	1										
Occupancy %	97	97										
35' Slips	66	66	66				66	66	66			
Occupied	58	58										
Vacant	8	8										
Occupancy %	88	88										
25' Slips	10	10	10				10	10	10			
Occupied	10	10										
Vacant	0	0										
Occupancy %	100	100										

							PRIOR						
	Jul-19	Aug-19	Sep-19	Q3 TOTAL	YTD		YTD	Oct-19	Nov-19	Dec-19	YTD TOTAL	PRIOR YTD	
Transients	22												
Fuel (gal)													
Diesel	2573												
Gas	9879												
Ice Sales (bags)													
20 lb	150												
10 lb	39												

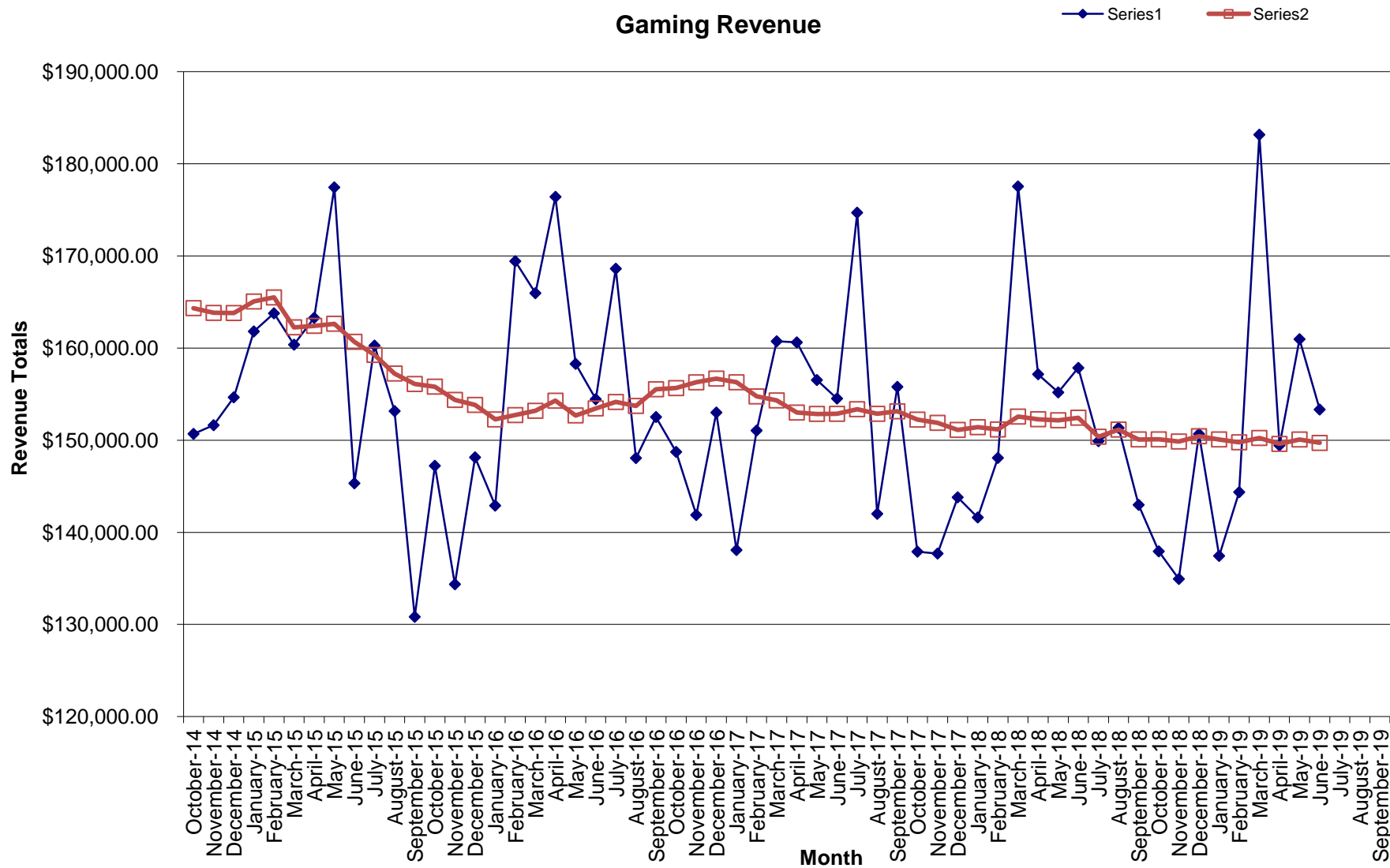


City Clerk Department Report

To: City Council
From: Sissy Gonzales, City Clerk
Date: August 6, 2019
Subject: No Action Needed - Gaming and Sales Tax Report

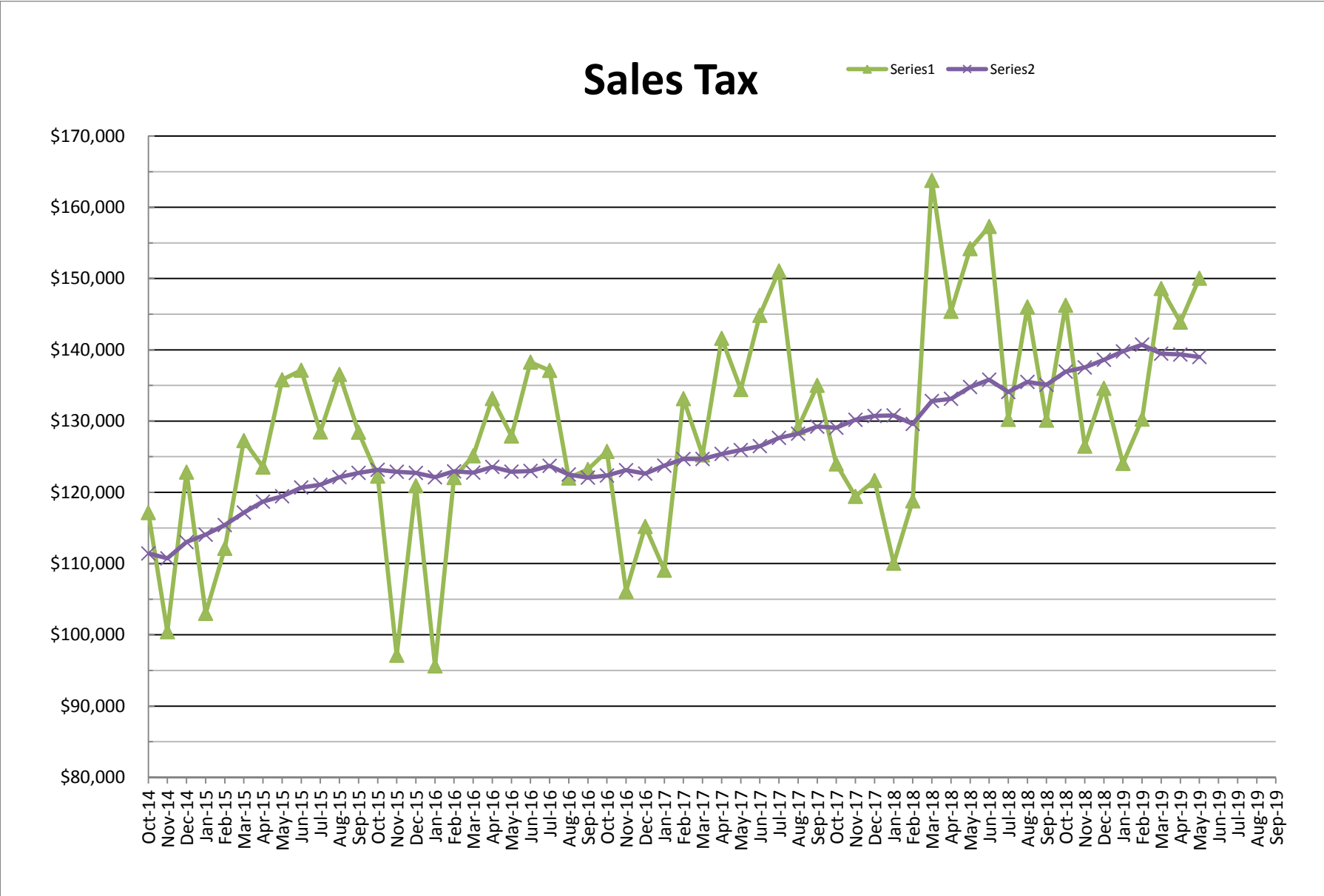
Attachments:

1. Gaming and Sales Tax Revenue Analysis 2018/2019 dated July 31, 2019



	Actual	12 Month Average
Oct. '11	\$ 158,699.02	
Nov. '11	\$ 151,857.54	
Dec. '11	\$ 175,778.86	
Jan. '12	\$ 159,290.86	
Feb. '12	\$ 185,050.35	
March '12	\$ 185,096.61	
April '12	\$ 177,347.18	
May '12	\$ 170,776.70	
June '12	\$ 183,036.12	
July '12	\$ 183,467.55	
Aug. '12	\$ 156,809.59	
Sept. '12	\$ 151,452.71	169,888.59
Oct. '12	\$ 152,309.78	169,356.15
Nov. '12	\$ 149,938.00	169,196.19
Dec. '12	\$ 174,891.82	169,122.27
Jan. '13	\$ 140,988.93	167,597.11
Feb. '13	\$ 167,864.51	166,164.96
March '13	\$ 190,791.15	166,639.50
April '13	\$ 164,665.14	165,582.67
May '13	\$ 175,501.54	165,976.40
June '13	\$ 154,875.81	163,629.71

	Actual	12 Month Average
July-13	\$ 173,302.29	162,782.61
August-13	\$ 166,565.21	163,595.57
September-13	\$ 144,128.18	162,985.20
October-13	\$ 133,009.88	161,376.87
November-13	\$ 157,827.61	162,034.34
December-13	\$ 154,815.74	160,361.33
January-14	\$ 146,785.40	160,844.37
February-14	\$ 158,507.87	160,064.65
March-14	\$ 199,286.99	160,772.64
April-14	\$ 161,351.35	160,496.49
May-14	\$ 174,727.94	160,432.02
June-14	\$ 168,837.75	161,595.52
July-14	\$ 177,348.06	161,932.67
August-14	\$ 177,416.74	162,836.96
September-14	\$ 144,439.86	162,862.93
October-14	\$ 150,686.35	164,335.97
November-14	\$ 151,627.45	163,819.29
December-14	\$ 154,654.29	163,805.84
January-15	\$ 161,806.66	165,057.61
February-15	\$ 163,774.50	165,496.50
March-15	\$ 160,369.09	162,253.34
April-15	\$ 163,278.79	162,413.96
May-15	\$ 177,442.27	162,640.15
June-15	\$ 145,321.00	160,680.42
July-15	\$ 160,270.86	159,257.32
August-15	\$ 153,160.54	157,235.97
September-15	\$ 130,831.12	156,101.91
October-15	\$ 147,224.31	155,813.41
November-15	\$ 134,365.03	154,374.87
December-15	\$ 148,141.11	153,832.11
January-16	\$ 142,901.20	152,256.65
February-16	\$ 169,427.41	152,727.73
March-16	\$ 165,961.01	153,193.72
April-16	\$ 176,412.90	154,288.23
May-16	\$ 158,287.80	152,692.02
June-16	\$ 154,448.88	153,452.68
July-16	\$ 168,616.38	154,148.14
August-16	\$ 148,059.50	153,723.05
September-16	\$ 152,519.05	155,530.38
October-16	\$ 148,729.86	155,655.84
November-16	\$ 141,884.29	156,282.45
December-16	\$ 153,004.75	156,687.75
January-17	\$ 138,079.41	156,285.94
February-17	\$ 151,051.13	154,754.58
March-17	\$ 160,735.81	154,319.15
April-17	\$ 160,618.66	153,002.96
May-17	\$ 156,530.29	152,856.50
June-17	\$ 154,522.12	152,862.60
July-17	\$ 174,694.64	153,369.13
August-17	\$ 142,008.06	152,864.84
September-17	\$ 155,791.39	153,137.53
October-17	\$ 137,901.26	152,235.15
November-17	\$ 137,696.53	151,886.17
December-17	\$ 143,800.85	151,119.18
January-18	\$ 141,614.90	151,413.80
February-18	\$ 148,077.56	151,166.01
March-18	\$ 177,544.37	152,566.72
April-18	\$ 157,158.81	152,278.40
May-18	\$ 155,188.04	152,166.54
June-18	\$ 157,849.57	152,443.83
July-18	\$ 149,897.59	150,377.41
August-18	\$ 151,337.07	151,154.83
September-18	\$ 142,982.45	150,087.42
October-18	\$ 137,936.06	150,090.32
November-18	\$ 134,941.35	149,860.72
December-18	\$ 150,673.47	150,433.44
January-19	\$ 137,443.31	150,085.80
February-19	\$ 144,362.88	149,776.25
March-19	\$ 183,159.31	150,244.16
April-19	\$ 149,436.08	149,600.60
May-19	\$ 160,964.33	150,081.96
June-19	\$ 153,328.99	149,705.24
July-19		
August-19		
September-19		



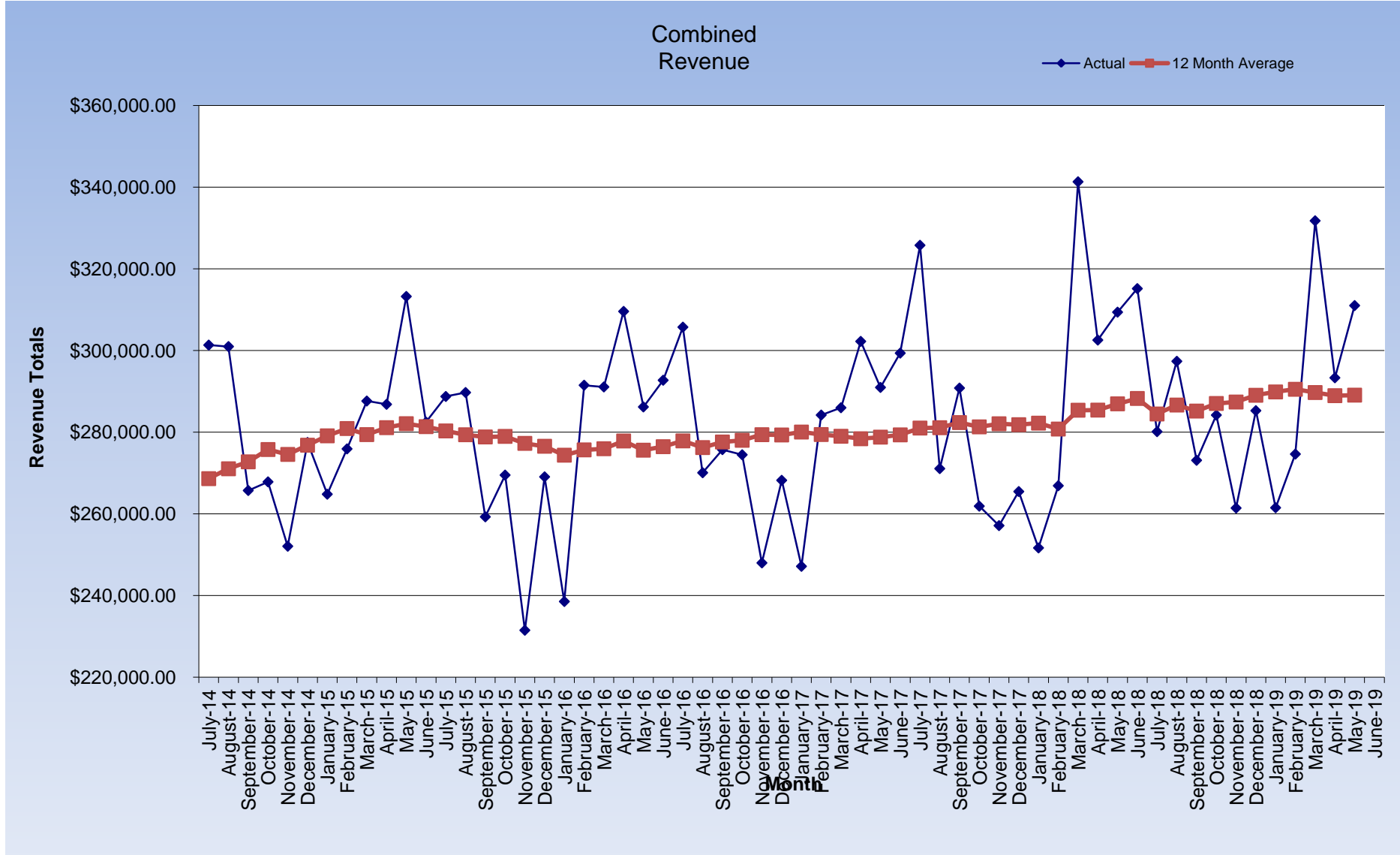
SALES TAX
City of Bay Saint Louis

Sales Tax Data	Actual	12 Month Average
Oct. '11	\$ 97,759.96	
Nov. '11	\$ 79,983.70	
Dec. '11	\$ 91,241.62	
Jan. '12	\$ 81,160.97	
Feb. '12	\$ 84,289.98	
March '12	\$ 93,062.99	
April '12	\$ 108,535.09	
May '12	\$ 112,419.77	
June '12	\$ 102,831.54	
July '12	\$ 107,406.20	
August '12	\$ 87,399.40	
Sept. '12	\$ 88,627.08	94,559.86
Oct. '12	\$ 95,359.49	94,359.82
Nov. '12	\$ 93,113.16	95,453.94
Dec. '12	\$ 147,776.59	100,165.19
Jan. '13	\$ 123,857.42	103,723.23
Feb. '13	\$ 97,933.82	104,860.21
March '13	\$ 106,465.94	105,977.13
April '13	\$ 125,817.81	107,417.35
May '13	\$ 107,723.39	107,025.99
June '13	\$ 114,740.45	108,018.40

Sales Tax Data	Actual	12 Month Average		
July-13	\$ 116,112.65	108,743.93		
August-13	\$ 105,412.24	110,245.00		
September-13	\$ 101,198.12	111,292.59		
October-13	\$ 98,677.18	111,569.06		
November-13	\$ 108,663.37	112,864.92		
December-13	\$ 95,504.62	108,508.92		
January-14	\$ 90,526.57	105,731.35		
February-14	\$ 95,932.77	105,564.59		
March-14	\$ 106,207.55	105,543.06		
April-14	\$ 105,106.90	103,817.15		
May-14	\$ 126,780.42	105,405.24		
June-14	\$ 122,329.65	106,037.67		
July-14	\$ 123,990.22	106,694.13		
August-14	\$ 123,558.68	108,206.34		
September-14	\$ 121,283.21	109,880.10	-1%	
October-14	\$ 117,156.00	111,420.00		18,478.82
November-14	\$ 100,441.29	110,734.82		(8,222.08)
December-14	\$ 122,840.42	113,012.81		27,335.80
January-15	\$ 103,007.93	114,052.92		12,481.36
February-15	\$ 112,139.88	115,403.51		16,207.11
March-15	\$ 127,266.63	117,158.44		21,059.08
April-15	\$ 123,547.97	118,695.19		18,441.07
May-15	\$ 135,801.78	119,446.97		9,021.36
June-15	\$ 137,144.71	120,681.56		14,815.06
July-15	\$ 128,476.43	121,055.41		4,486.21
August-15	\$ 136,556.55	122,138.57		12,997.87
September-15	\$ 128,445.30	122,735.41	0.5%	154,263.75
October-15	\$ 122,274.73	123,161.97	0.3%	5,118.73
November-15	\$ 97,130.45	122,886.07	-0.2%	(3,310.84)
December-15	\$ 120,925.72	122,726.51	-0.1%	(1,914.70)
January-16	\$ 95,640.79	122,112.58	-0.5%	(7,367.14)
February-16	\$ 122,075.00	122,940.51	0.7%	9,935.12
March-16	\$ 125,126.47	122,762.16	-0.1%	(2,140.16)
April-16	\$ 133,168.61	123,563.88	0.7%	9,620.64
May-16	\$ 127,903.39	122,905.68	-0.5%	(7,898.39)
June-16	\$ 138,277.35	123,000.07	0.1%	1,132.64
July-16	\$ 137,112.05	123,719.70	0.6%	8,635.62
August-16	\$ 122,011.77	122,507.64	-1.0%	(14,544.78)
September-16	\$ 123,214.13	122,071.71	-0.4%	(5,231.17)
October-16	\$ 125,742.18	122,360.66	0.2%	3,467.45
November-16	\$ 106,107.91	123,108.78	0.6%	8,977.46
December-16	\$ 115,211.30	122,632.58	-0.4%	(5,714.42)
January-17	\$ 109,074.30	123,752.04	0.9%	13,433.51
February-17	\$ 133,149.53	124,674.92	0.7%	11,074.53
March-17	\$ 125,256.31	124,685.74	0.0%	129.84
April-17	\$ 141,620.01	125,390.02	0.6%	8,451.40
May-17	\$ 134,431.96	125,934.07	0.4%	6,528.57
June-17	\$ 144,846.30	126,481.48	0.4%	6,568.95
July-17	\$ 151,079.81	127,645.46	0.9%	13,967.76
August-17	\$ 129,071.59	128,233.78	0.5%	7,059.82
September-17	\$ 135,021.27	129,217.71	0.8%	11,807.14
October-17	\$ 123,988.86	129,071.60	-0.1%	(1,753.32)
November-17	\$ 119,430.07	130,181.78	0.9%	13,322.16
December-17	\$ 121,667.55	130,719.80	0.4%	6,456.25
January-18	\$ 110,050.04	130,801.11	0.1%	975.74
February-18	\$ 118,809.67	129,606.12	-0.9%	(14,339.86)
March-18	\$ 163,782.62	132,816.65	2.5%	38,526.31
April-18	\$ 145,400.13	133,131.66	0.2%	3,780.12
May-18	\$ 154,206.86	134,779.56	1.2%	19,774.90
June-18	\$ 157,316.21	135,818.72	0.8%	12,469.91
July-18	\$ 130,237.43	134,081.86	-1.3%	(20,842.38)
August-18	\$ 146,029.95	135,495.06	1.1%	16,958.36
September-18	\$ 130,130.39	135,087.48	-0.3%	(4,890.88)
October-18	\$ 146,257.29	136,943.18	1.4%	22,268.43
November-18	\$ 126,487.42	137,531.30	0.4%	7,057.35
December-18	\$ 134,605.78	138,609.48	0.8%	12,938.23
January-19	\$ 124,058.02	139,776.81	0.8%	14,007.98
February-19	\$ 130,276.13	140,732.35	0.7%	11,466.46
March-19	\$ 148,613.27	139,468.24	-0.9%	(15,169.35)
April-19	\$ 143,889.36	139,342.34	-0.1%	(1,510.77)
May-19	\$ 150,048.93	138,995.85	-0.2%	(4,157.93)
June-19				
July-19				
August-19				
September-19				

\$36,000.00

Attachment: Gaming and Sales Tax Revenue Analysis 2018/2019 dated July 31, 2019 (1789 : Gaming and Sales Tax Report)



Combined Data	Actual	12 Month Average
Oct. '11	\$ 97,759.96	
Nov. '11	\$ 79,983.70	
Dec. '11	\$ 91,241.62	
Jan. '12	\$ 81,160.97	
Feb. '12	\$ 84,289.98	
March '12	\$ 93,062.99	
April '12	\$ 108,535.09	
May '12	\$ 112,419.77	
June '12	\$ 102,831.54	
July '12	\$ 107,406.20	
August '12	\$ 87,399.40	
Sept. '12	\$ 88,627.08	94,559.86
Oct. '12	\$ 95,359.49	94,359.82
Nov. '12	\$ 93,113.16	95,453.94
Dec. '12	\$ 147,776.59	100,165.19

Combined Data	Actual	12 Month Average
Jan. '13	\$ 264,846.35	\$ 271,320.34
Feb. '13	\$ 265,798.33	\$ 271,025.17
March '13	\$ 297,257.09	\$ 272,616.63
April '13	\$ 290,482.95	\$ 273,000.02
May '13	\$ 283,224.93	\$ 273,002.39
June '13	\$ 269,616.26	\$ 271,648.11
July '13	\$ 289,414.94	\$ 271,526.54
August '13	\$ 271,977.45	\$ 273,840.58
Sept '13	\$ 245,326.30	\$ 274,277.79
Oct. '13	\$ 231,687.06	\$ 272,945.94
Nov. '13	\$ 266,490.98	\$ 274,899.25
Dec. '13	\$ 250,320.36	\$ 268,870.25
January-14	\$ 237,311.97	\$ 266,575.72
February-14	\$ 254,440.64	\$ 265,629.24
March-14	\$ 305,494.54	\$ 266,315.70
April-14	\$ 266,458.25	\$ 264,313.64
May-14	\$ 301,508.36	\$ 265,837.26
June-14	\$ 291,167.40	\$ 267,633.19
July-14	\$ 301,338.28	\$ 268,626.80
August-14	\$ 300,975.42	\$ 271,043.30
September-14	\$ 265,723.07	\$ 272,743.03
October-14	\$ 267,842.35	\$ 275,755.97
November-14	\$ 252,068.74	\$ 274,554.12
December-14	\$ 277,494.71	\$ 276,818.64
January-15	\$ 264,814.59	\$ 279,110.53
February-15	\$ 275,914.38	\$ 280,900.01
March-15	\$ 287,635.72	\$ 279,411.77
April-15	\$ 286,826.76	\$ 281,109.15
May-15	\$ 313,244.05	\$ 282,087.12
June-15	\$ 282,465.71	\$ 281,361.98
July-15	\$ 288,747.29	\$ 280,312.73
August-15	\$ 289,717.09	\$ 279,374.54
September-15	\$ 259,276.42	\$ 278,837.32
October-15	\$ 269,499.04	\$ 278,975.38
November-15	\$ 231,495.48	\$ 277,260.94
December-15	\$ 269,066.83	\$ 276,558.61
January-16	\$ 238,541.99	\$ 274,369.23
February-16	\$ 291,502.41	\$ 275,668.23
March-16	\$ 291,087.48	\$ 275,955.88
April-16	\$ 309,581.51	\$ 277,852.11
May-16	\$ 286,191.19	\$ 275,597.70
June-16	\$ 292,726.23	\$ 276,452.75
July-16	\$ 305,728.43	\$ 277,867.84
August-16	\$ 270,071.27	\$ 276,230.69
September-16	\$ 275,733.18	\$ 277,602.09
October-16	\$ 274,472.04	\$ 278,016.50
November-16	\$ 247,992.20	\$ 279,391.23
December-16	\$ 268,216.05	\$ 279,320.33
January-17	\$ 247,153.71	\$ 280,037.98
February-17	\$ 284,200.66	\$ 279,429.50
March-17	\$ 285,992.12	\$ 279,004.88
April-17	\$ 302,238.67	\$ 278,392.98
May-17	\$ 290,962.25	\$ 278,790.57
June-17	\$ 299,368.42	\$ 279,344.08
July-17	\$ 325,774.45	\$ 281,014.59
August-17	\$ 271,079.65	\$ 281,098.62
September-17	\$ 290,812.66	\$ 282,355.24
October-17	\$ 261,890.12	\$ 281,306.75
November-17	\$ 257,126.60	\$ 282,067.95
December-17	\$ 265,468.40	\$ 281,838.98
January-18	\$ 251,664.94	\$ 282,214.91
February-18	\$ 266,887.23	\$ 280,772.13
March-18	\$ 341,326.99	\$ 285,383.37
April-18	\$ 302,558.94	\$ 285,410.05
May-18	\$ 309,394.90	\$ 286,946.11
June-18	\$ 315,165.78	\$ 288,262.56
July-18	\$ 280,135.02	\$ 284,459.27
August-18	\$ 297,367.02	\$ 286,649.88
September-18	\$ 273,112.84	\$ 285,174.90
October-18	\$ 284,193.35	\$ 287,033.50
November-18	\$ 261,428.77	\$ 287,392.02
December-18	\$ 285,279.25	\$ 289,042.92
January-19	\$ 261,501.33	\$ 289,862.62
February-19	\$ 274,639.01	\$ 290,508.60
March-19	\$ 331,772.58	\$ 289,712.40
April-19	\$ 293,325.44	\$ 288,942.94
May-19	\$ 311,013.26	\$ 289,077.80
June-19		
July-19		
August-19		
September-19		



City Council Department Report

To: City Council
From: Valerie Fitts, Deputy Clerk of Council
Date: August 6, 2019
Subject: Motion to adjourn.